

FEMA National Watch Center

Daily Operations Briefing

Monday, October 16, 2023

8:30 a.m. ET



FEMA

National Current Ops / Monitoring

New Significant Incidents / Ongoing Ops

- No significant incidents / operations

Hazard Monitoring

- Tropical Activity:
 - Atlantic:
 - Disturbance 1: High (70%)
 - Eastern Pacific:
 - Disturbance 1: High (90%)
 - Disturbance 2: Medium (50%)

Disaster Declaration Activity

- No new declaration activity

Event Monitoring

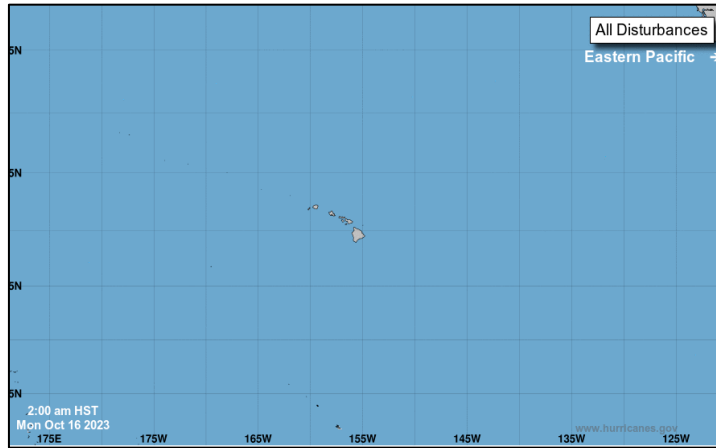
- No significant events



FEMA

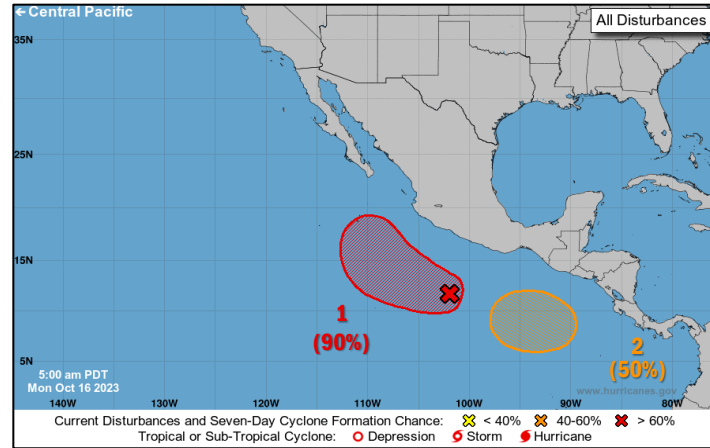
Tropical Outlook – Seven Day

Central Pacific



No tropical cyclones are expected during the next 7 days

Eastern Pacific



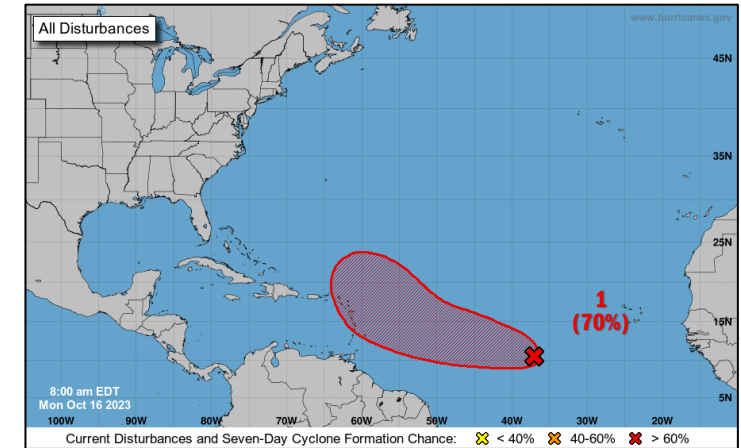
Disturbance 1 (EP90) (as of 8:00 a.m. ET)

- Located several hundred miles SW of [Acapulco, Mexico](#)
- Tropical Depression expected to form in the next couple of days
- Formation chance – 48-hour: High (80%); 7-day: High (90%)

Disturbance 2 (as of 8:00 a.m. ET)

- Located S of Guatemala and [southern Mexico](#)
- Tropical Depression could form late this week or over the weekend while the system meanders
- Formation chance – 48-hour: Low (near 0%); 7-day: Med (50%)

Atlantic



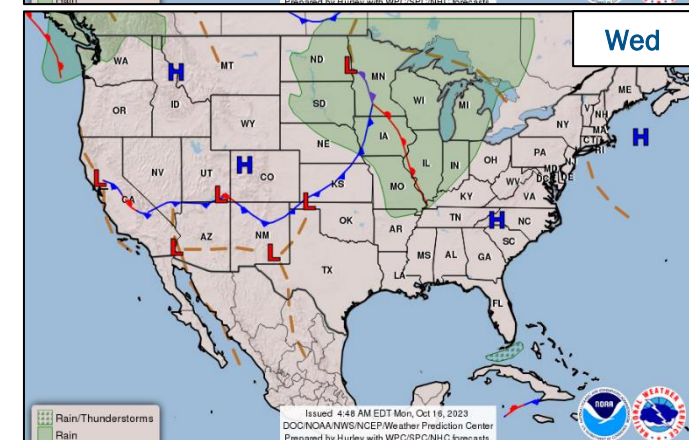
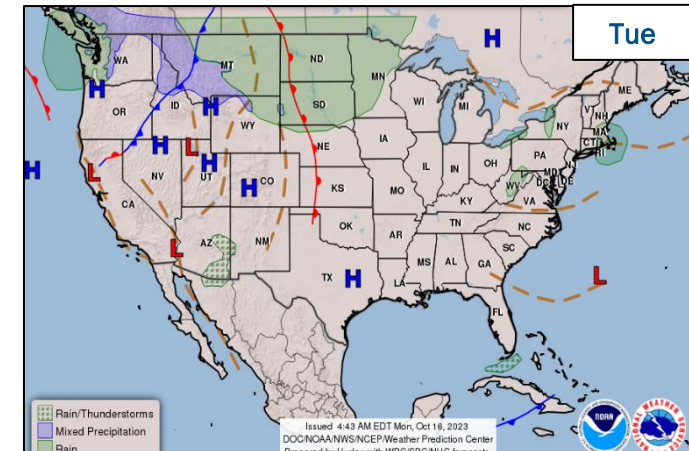
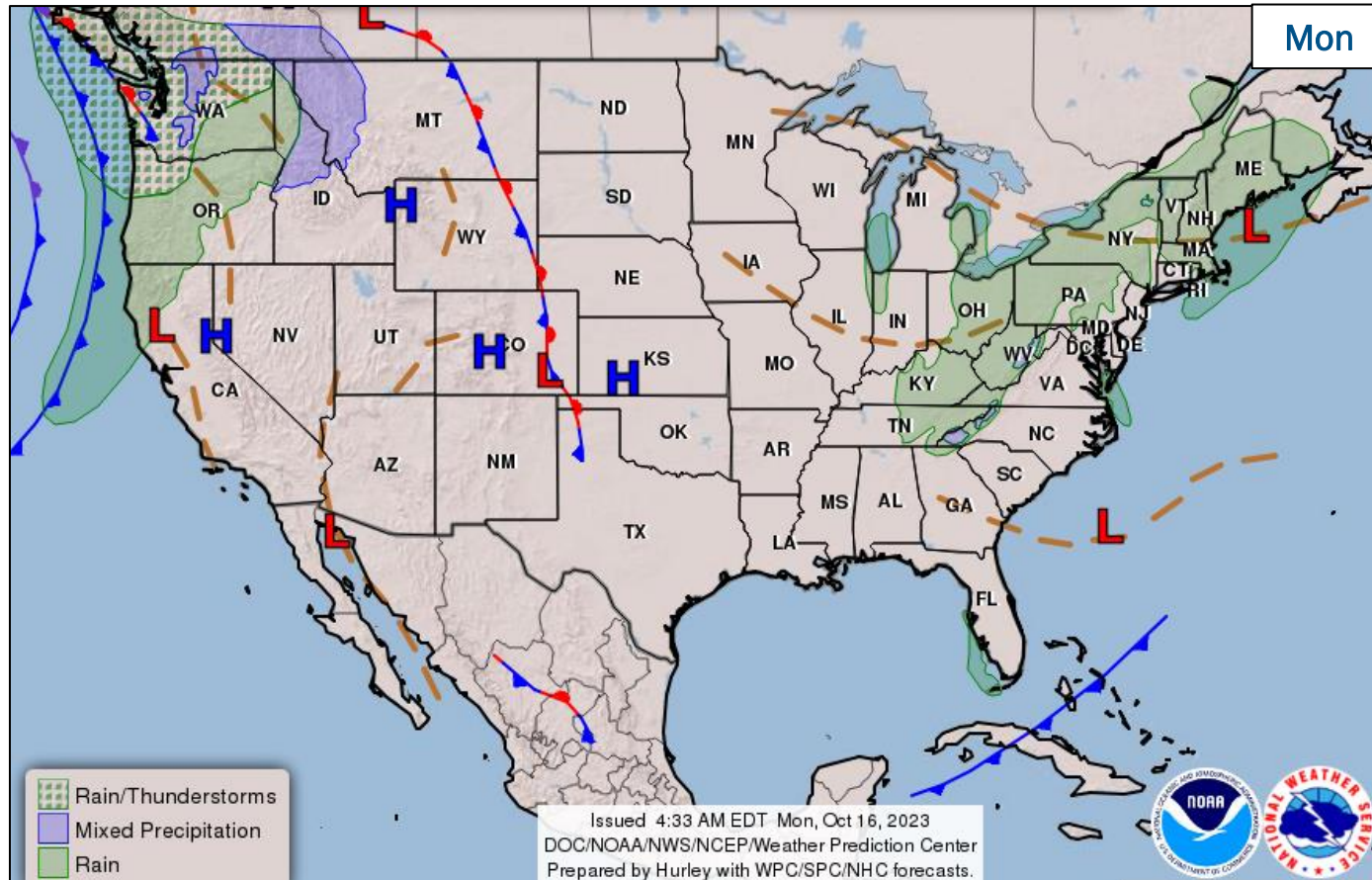
Disturbance 1 (AL94) (as of 8:00 a.m. ET)

- Located several hundred miles SW of the Cabo Verde Islands
- Tropical Depression likely to form within the next couple of days
- Formation chance – 48-hour: Low (30%); 7-day: High (70%)



FEMA

National Weather Forecast



FEMA

National Watch Center

FEMA Common Operating Picture

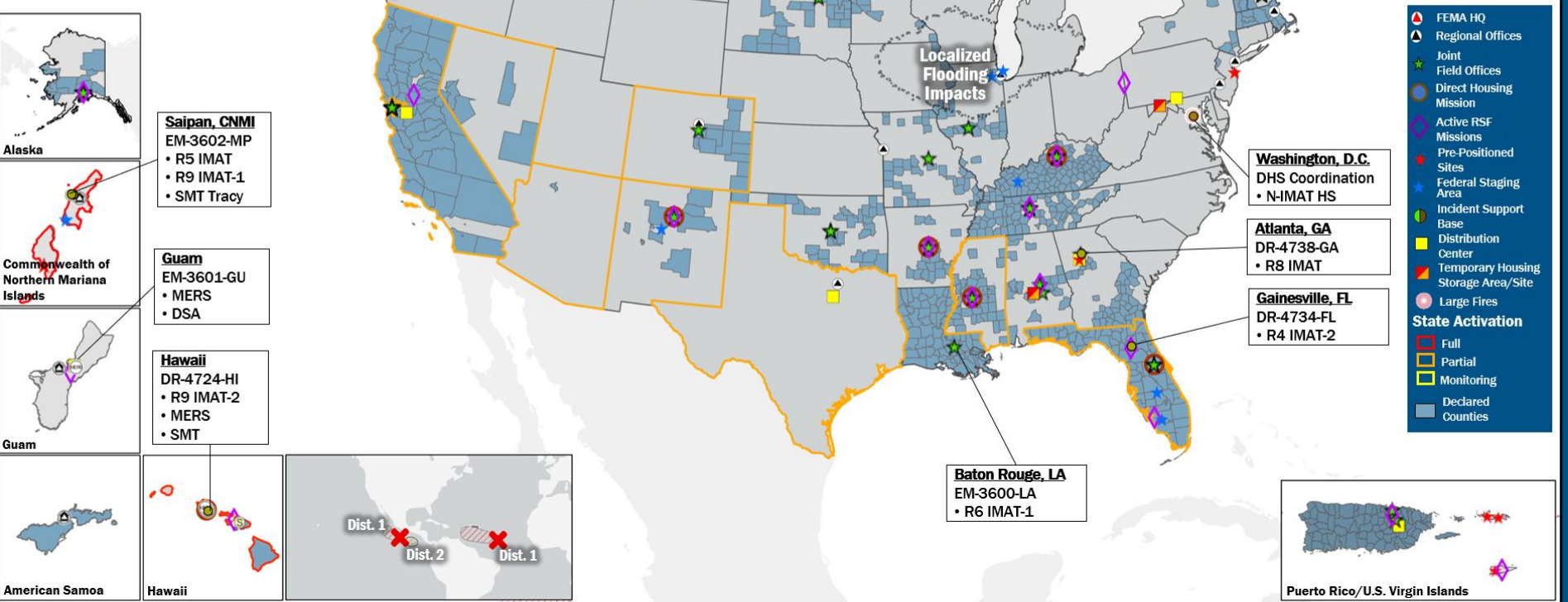
19 + 6 Joint Field Offices Virtual Joint Field Offices Supporting
78 + 6 Major Disasters Emergency Declarations
9 Direct Housing Missions
28 RSF-Supported Disasters

Monday
 October 16, 2023
 8:30 a.m. ET

FEMA HQ	
NWC	NRCC
Monitoring	Activated
FEMA REGIONS	
Watch	RRCC
Monitoring	I Rostered
Monitoring	II Rostered
Monitoring	III Rostered
Monitoring	IV Rostered
Monitoring	V Rostered
Monitoring	VI Rostered
Monitoring	VII Rostered
Monitoring	VIII Rostered
Monitoring	IX Rostered
Monitoring	X Rostered
Notes:	
RWC/RRCC: - NRCC: DHS Coordination - N-IMAT HS: DHS Coordination	STATE EOCs: MS: Severe Weather FL: TC Idalia TX: Ongoing Threats CO: Avian Influenza AZ/CO: SW Border Coordination CA/HI/WA: Wildfires CA/NV: TC Hilary MP: TC Bolaven
Surge Capacity Force	
Rostered 8,312	Deployed 1 (-2)

N-IMATs	
2-5 Teams Available	
Red	
White	
Blue	
Gold	
HS	DC
R-IMATs	
≥ 7 Teams Available	
I	1
II	3
III	
IV-1	2 / Personnel
IV-2	FL
V	CNMI
VI-1	LA
VI-2	
VII	Personnel
VIII	GA
IX-1	CNMI
IX-2	HI
X	Personnel
Legend	
Green	Fully Mission Capable (FMC)
Yellow	Partially Mission Capable (PMC)
Red	Not Mission Capable (NMC)
Blue	Deployed

REGIONAL BREAKDOWN			
	JFO/VJFO	DR	EM
I	3/0	10	2
II	1/1	4	0
III	0/0	0	0
IV	6/1	21	1
V	2/0	2	0
VI	3/2	6	1
VII	1/0	2	0
VIII	2/0	5	0
IX	0/1	17	2
X	1/1	11	0



IM Workforce

13,663 Assigned
 4,266 (-46) Unavailable
 6,105 (-17) Deployed

24% / 3,292 (+63) Available

IM Cadre Availability

15 Cadres ≤ 25% Availability

Civil Rights: 22% (31/141); Disability Integration: 18% (10/55); External Affairs: 23% (115/505); Environmental Planning and Historic Preservation: 16% (134/815); Field Leadership: 7% (10/136); Hazard Mitigation: 16% (199/1,218); Human Resources: 19% (35/177); Interagency Recovery Coordination: 19% (55/294); Information Technology: 23% (146/643); Logistics: 20% (303/1,511); Operations: 11% (37/341); Public Assistance: 9% (202/2,206); Planning 12% (57/471); Safety: 17% (14/81); Security: 16% (21/134)

MERS

> 66%

36 Assigned
 0 Unavailable
 0 (-1) Deployed

36 (+1) Available

US&R

> 66%

28 Assigned
 2 Unavailable
 0 Deployed

26 Available

FCO

≤ 1 Type I

50 Assigned
 9 Unavailable
 39 (28 FCOR) Deployed

2 Available

Joint Preliminary Damage Assessments

Region	State / Location	Incident	IA	Number of Counties		Start - End
			PA	Requested	Complete	
I	MA	Flooding Sep 11-13	IA	2	0	10/10 - TBD
			PA	4	0	10/10 - TBD
	RI	Flooding and Tornado Sep 10-13	IA	1	0	TBD
			PA	0	0	N/A
III	PA	Flooding Sep 9-10	IA	1	1	10/2 - 10/4
			PA	3	0	9/28 - TBD
	WV	Flooding Aug 28-30	IA	5	5	9/19 - 9/21
			PA	4	0	10/16 - TBD
V	IL	Flooding Sep 17	IA	1	1 (+1)	10/11 - 10/15
			PA	0	0	N/A



FEMA

Declaration Requests in Process – 9

State / Tribe / Territory – Incident Description	Type	IA	PA	HM	Requested
OH – Train Derailment	DR	X	X	X	Jul 3
UT – Flooding	DR		X	X	Aug 11
AR – Severe Storms and Flooding	DR	X	X	X	Aug 22
Inupiat Community of the Artic Slope (ICAS) – Severed Undersea Fiber Optic Line – APPEAL	EM		X		Aug 23
NH – Severe Winter Storm and Snowstorm – APPEAL	DR		X	X	Sep 6
KS – Severe Storm, Straight-line Winds, Tornadoes, and Flooding	DR		X	X	Sep 13
CA – Tropical Storm Hilary	DR		X	X	Sep 14
Agua Caliente Band of Cahuilla Indians (ACBCI) – Tropical Storm Hilary	DR		X	X	Sep 14
WA – Wildfires	DR	X	X	X	Oct 4



FEMA



FEMA

Helping people before, during, and after disasters.



Scan to subscribe to this briefing.