

FEMA National Watch Center

# Daily Operations Briefing

Saturday, October 15, 2022

8:30 a.m. ET



**FEMA**

# National Current Ops / Monitoring

---

## New Significant Incidents / Ongoing Ops

- No new significant incidents / operations

## Hazard Monitoring

- Heavy rain and flash flooding – southern CA to Southwest
- Severe thunderstorms – Southern Plains to Lower Mississippi Valley
- Tropical Activity:
  - Atlantic:
    - Post-Tropical Cyclone Karl
    - Disturbance 1: Low (near 0%)

## Disaster Declaration Activity

- Request: Major Disaster Declaration – WV
- Amendment No. 9 to FEMA-4673-DR-FL

## Event Monitoring

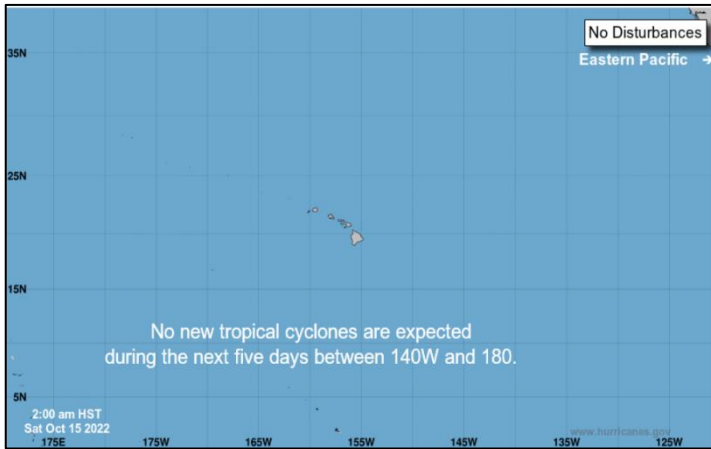
- No significant events



**FEMA**

# Tropical Outlook – Five Day

## Central Pacific



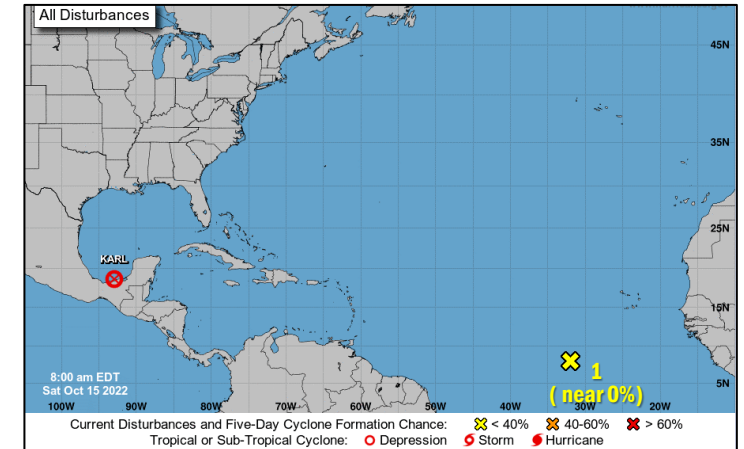
- No tropical cyclones expected during the next 5 days

## Eastern Pacific



- No tropical cyclones expected during the next 5 days

## Atlantic



### Post-Tropical Cyclone Karl (Advisory #16 as of 5:00 a.m. ET)

- Located 80 miles W of Ciudad del Carmen, Mexico
- Moving SW at 5 mph
- Maximum sustained winds 30 mph
- Expected to dissipate tonight
- This is the last public advisory issued by the National Hurricane Center on this system

### Disturbance 1 (as of 8:00 a.m. ET)

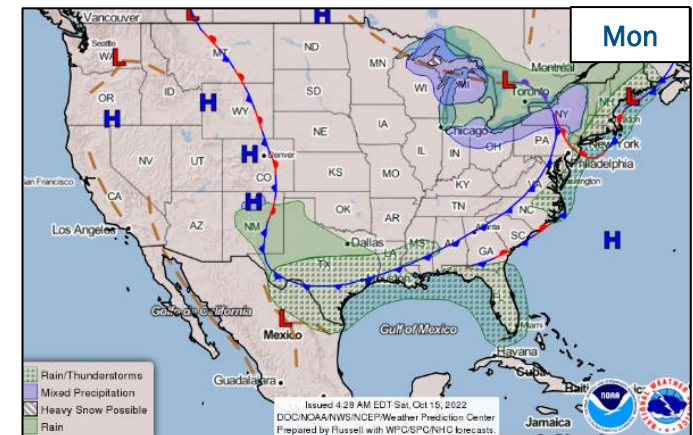
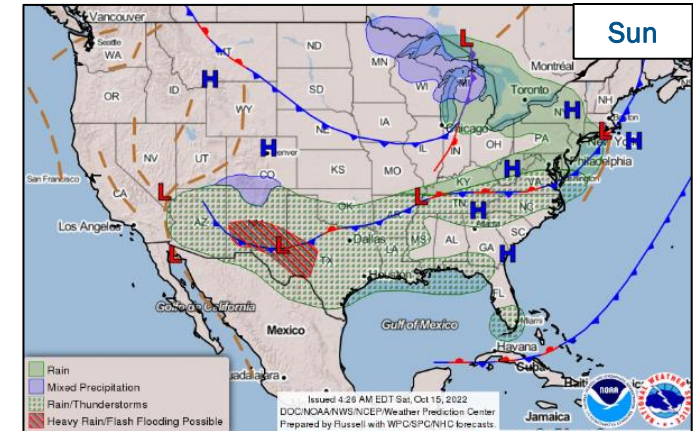
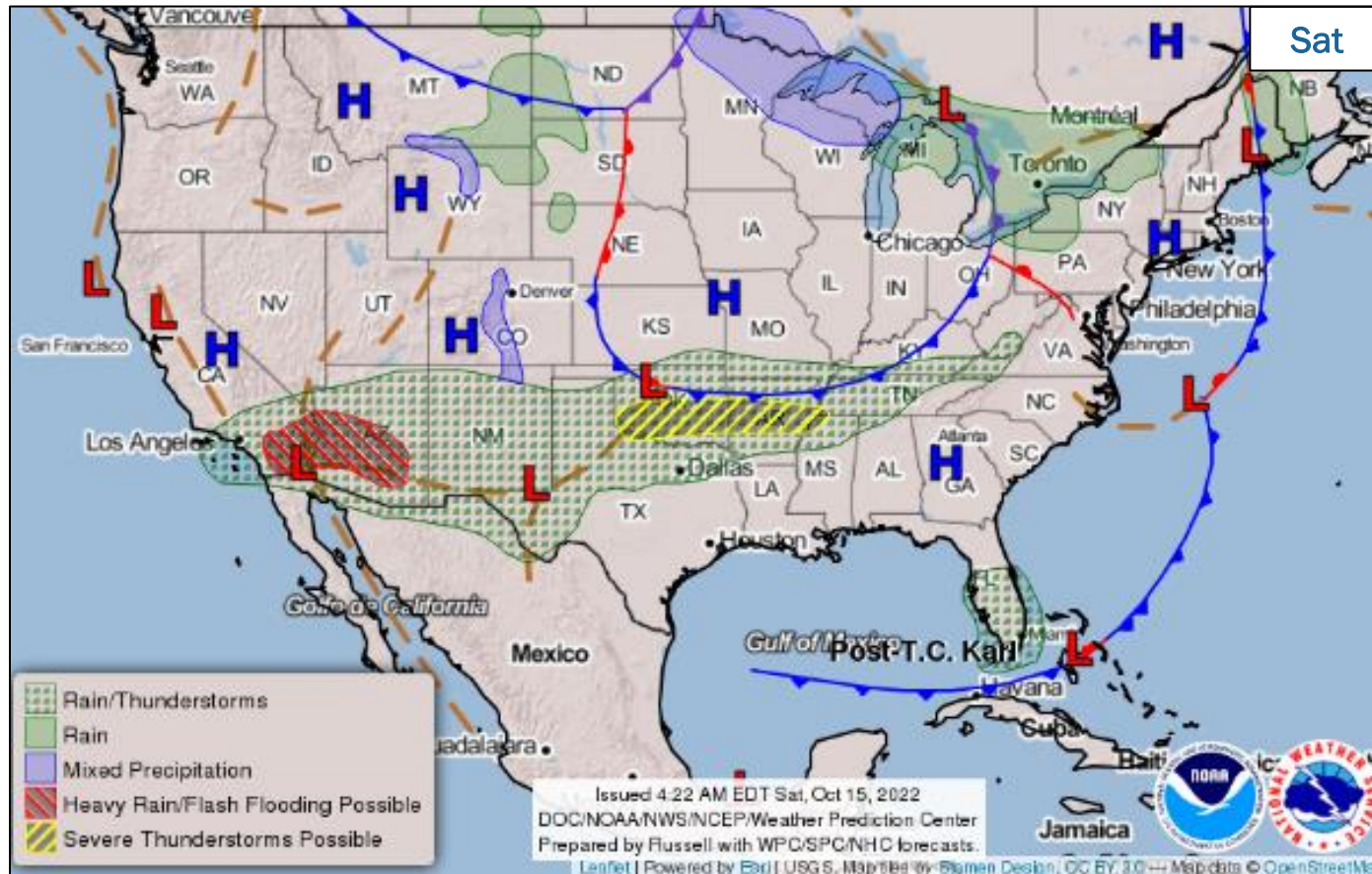
- Located several hundred miles SW of the Cabo Verde Islands
- Moving WNW at 10 mph
- Development of this system is not anticipated
- Formation chance – 48 hour: Low (near 0%); 5-day: Low (near 0%)



FEMA

National Watch Center

# National Weather Forecast

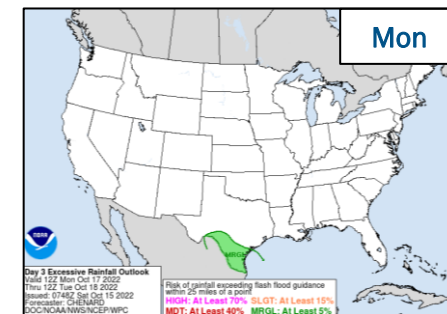
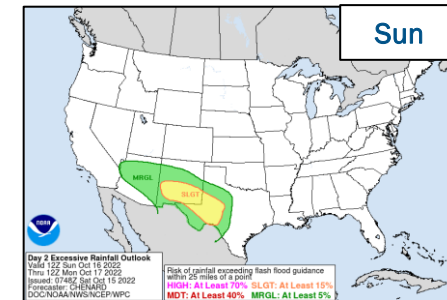
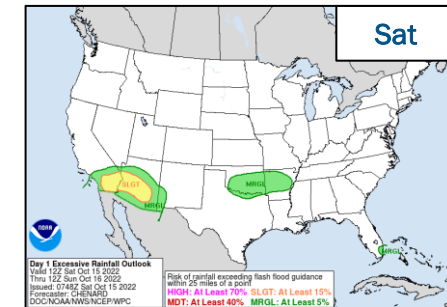
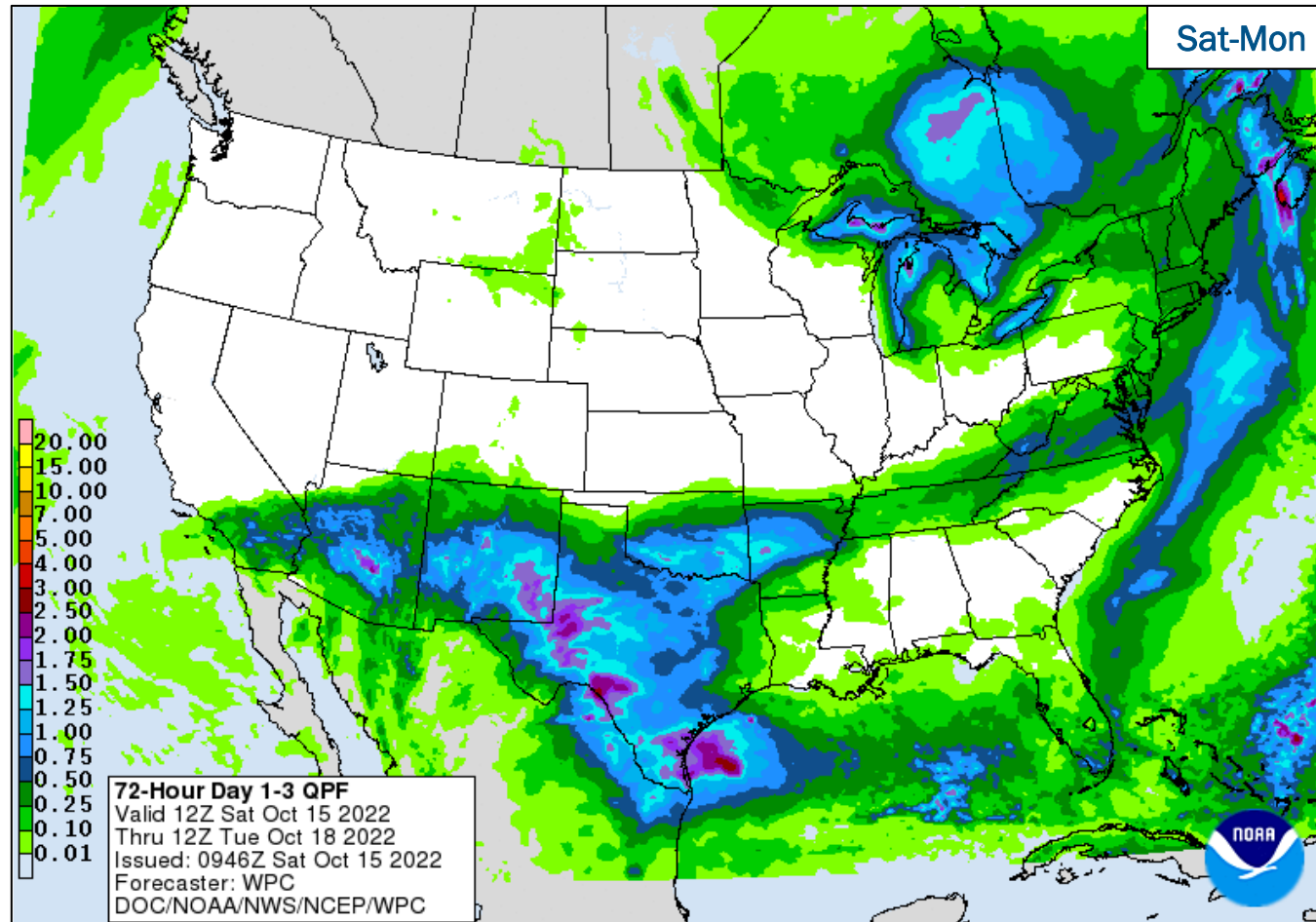


FEMA

National Watch Center



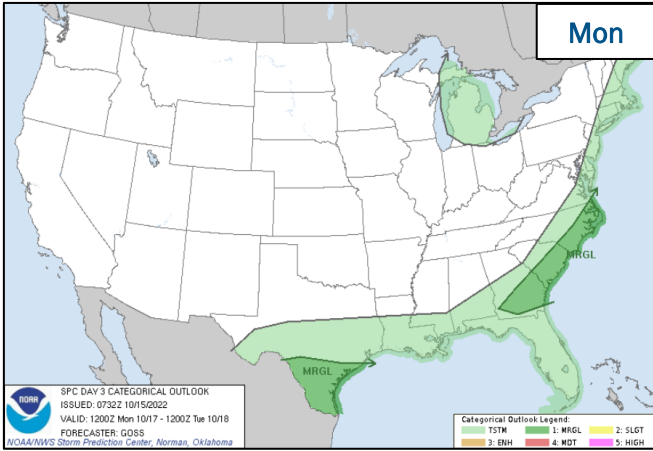
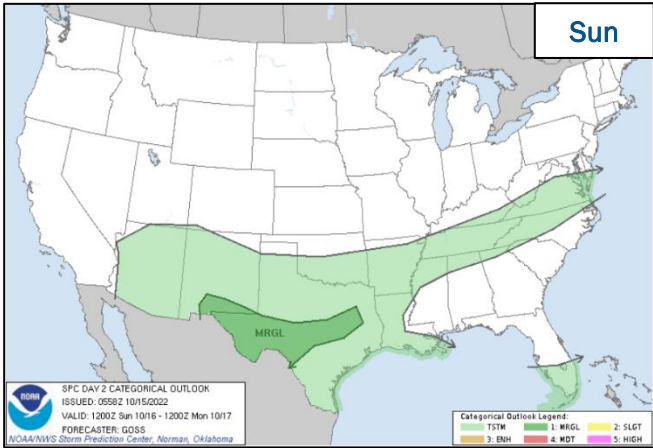
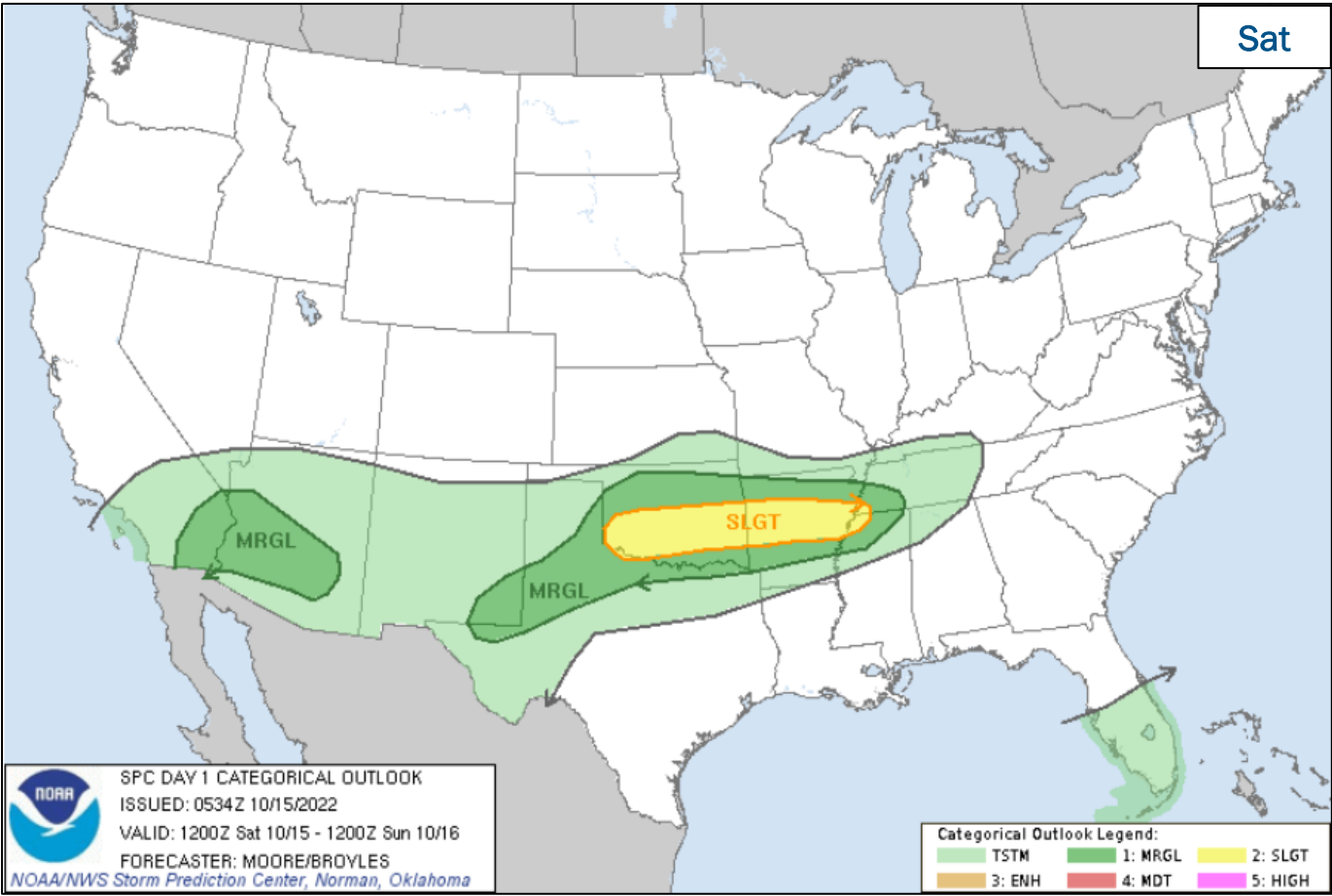
# Precipitation & Excessive Rainfall



FEMA

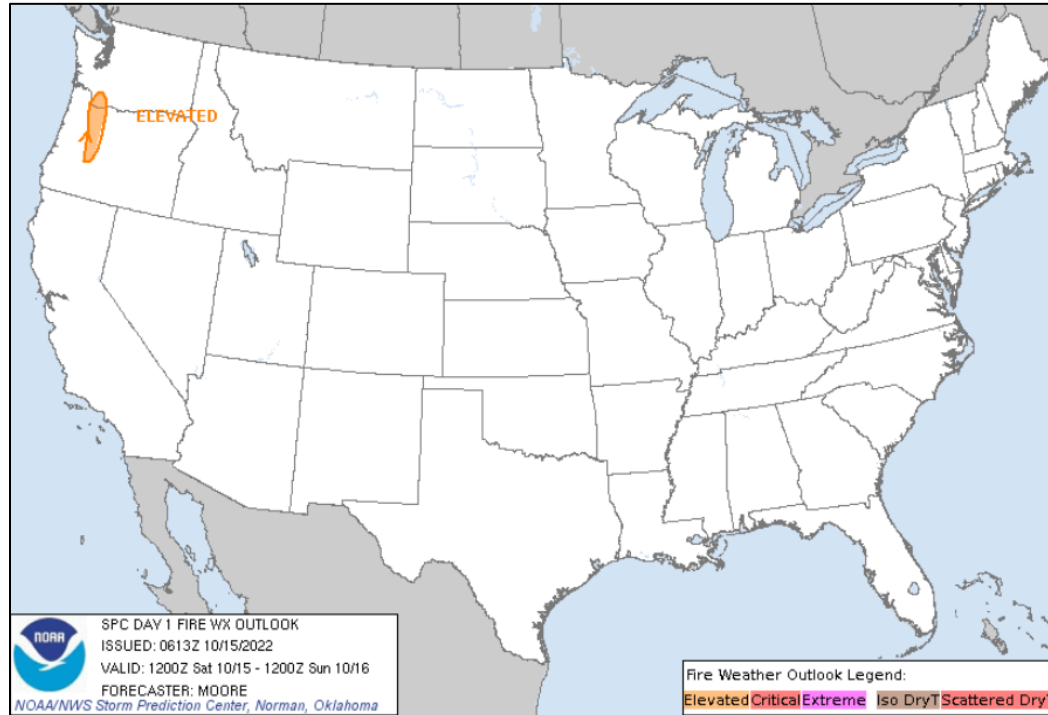
National Watch Center

# Severe Weather Outlook

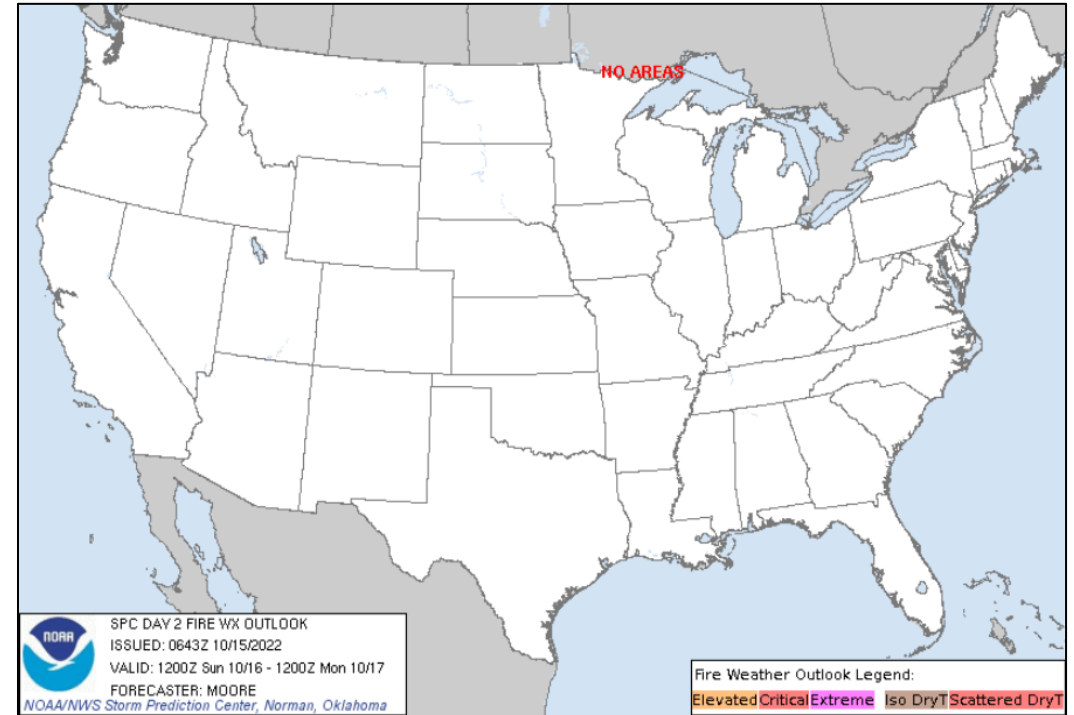


FEMA

# Fire Weather Outlook



Today



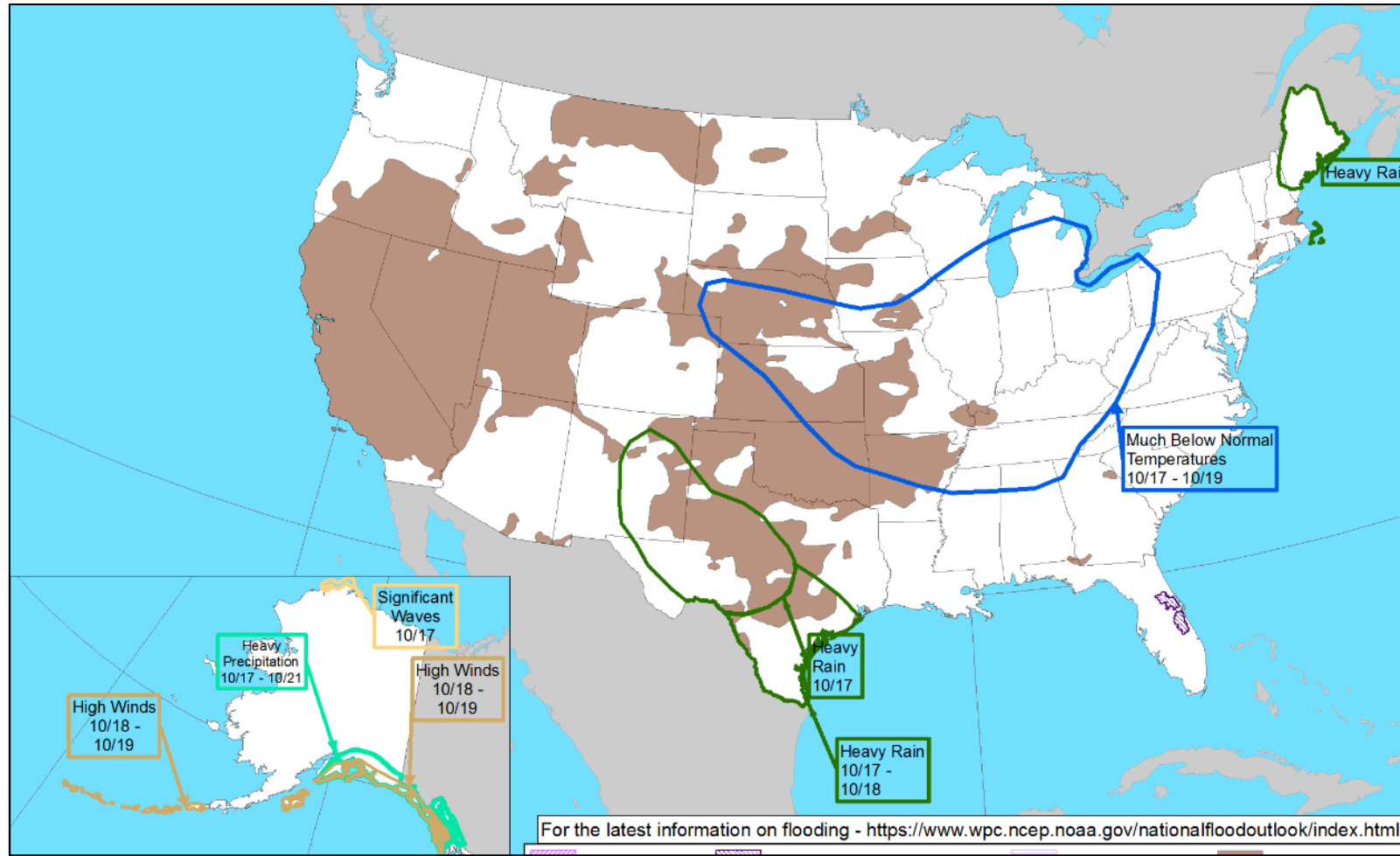
Tomorrow



FEMA

National Watch Center

# Hazards Outlook – Oct 17 - 21





FEMA

National Watch Center



# Space Weather Outlook

	Space Weather Activity	Geomagnetic Storms	Solar Radiation	Radio Blackouts
Past 24 Hours	Minor	G1	None	R1
Next 24 Hours	None	None	None	None
For further information on NOAA Space Weather Scales refer to: <a href="http://www.swpc.noaa.gov/noaa-scales-explanation">http://www.swpc.noaa.gov/noaa-scales-explanation</a> For further information on Sunspot Activity refer to: <a href="https://www.swpc.noaa.gov/phenomena/sunspotssolar-cycle">https://www.swpc.noaa.gov/phenomena/sunspotssolar-cycle</a>				



FEMA

National Watch Center

# FEMA Common Operating Picture

15

Joint Field  
Offices

9

Virtual Joint  
Field Offices

54

Major  
Disasters

11

Emergency  
Declarations

Saturday  
October 15, 2022  
8:30 a.m. ET

## FEMA HQ

NWC

NRCC

Monitoring

Rostered

## FEMA REGIONS

Watch

RRCC

Monitoring

I

Rostered

Monitoring

II

Rostered

Monitoring

III

Rostered

Monitoring

IV

Rostered

Monitoring

V

Rostered

Monitoring

VI

Rostered

Monitoring

VII

Rostered

Monitoring

VIII

Rostered

Monitoring

IX

Rostered

Monitoring

X

Rostered

## Notes:

RWCs/RRCCs:  
• RV: Virtual - Facility  
Maintenance (Oct 15-17  
0700 ET)

STATE EOCs:  
• NJ: Remnants of Ida  
• NJ/WA: Monkeypox  
• CO/NJ: Avian Influenza  
• PR: TC Fiona  
• FL/GA: TC Ian  
• KY/NM: Flooding  
• GA: Supply Chain  
Disruptions  
• MS: Jackson Water Crisis  
• TN: Severe Weather  
• IL: SW Border Bus Reception  
and Coordination  
• MI: Industrial Fire  
• AZ/CO/NM/WA: Wildfires  
• KS: All Hazard  
• AS: Seismic Activity  
• AK: West Coast Storm

## Surge Capacity Force

Rostered

7,654 (+1)

Deployed

171 (+17)

## N-IMATs

1 Team Available

Red

White

Blue

Gold

FL

PR/FL

Demobilizing

## R-IMATs

4-6 Teams Available

I

FL

II

PR

III

FL

IV-1

FL

IV-2

FL

V

PR

VI-1

Personnel

VI-2

VII

1

VIII

FL

IX-1

Personnel

IX-2

X

AK

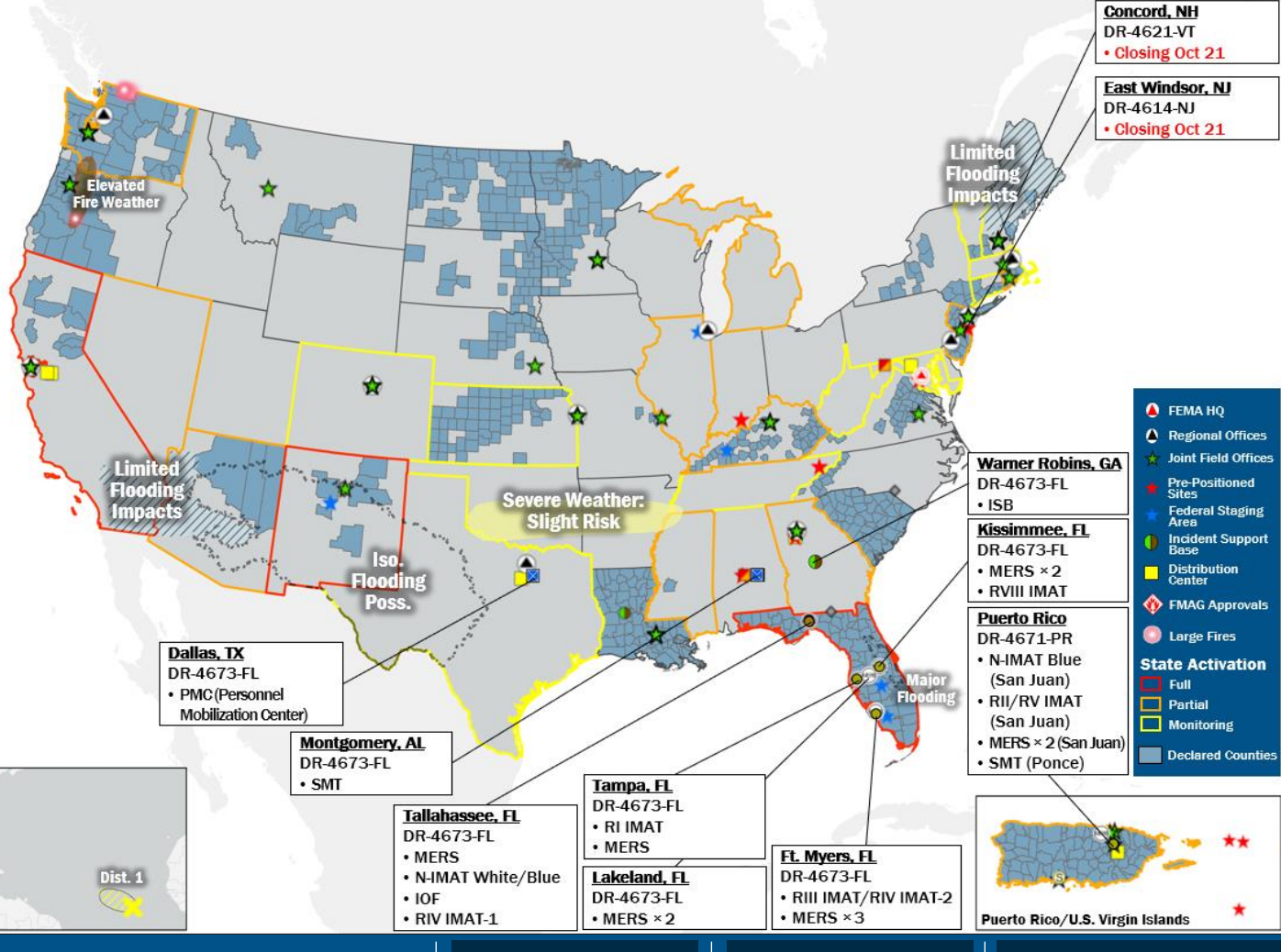
Fully Mission Capable (FMC)  
Partially Mission Capable (PMC)  
Not Mission Capable (NMC)  
Deployed

## REGIONAL BREAKDOWN

	JFO/VJFO	DR	EM
I	3/0	7	1
II	3/3	6	3
III	1/0	2	0
IV	1/1	6	4
V	1/0	3	0
VI	1/1	3	3
VII	2/1	4	0
VIII	1/1	4	0
IX	0/1	6	0
X	2/1	13	0



Anchorage, AK  
DR-4672-AK  
• RX IMAT



Concord, NH  
DR-4621-VT  
• Closing Oct 21

East Windsor, NJ  
DR-4614-NJ  
• Closing Oct 21

Warner Robins, GA  
DR-4673-FL  
• ISB

Kissimmee, FL  
DR-4673-FL  
• MERS x 2  
• RVIII IMAT

Puerto Rico  
DR-4671-PR  
• N-IMAT Blue  
(San Juan)  
• RII/RV IMAT  
(San Juan)  
• MERS x 2 (San Juan)  
• SMT (Ponce)

FL Myers, FL  
DR-4673-FL  
• RIII IMAT/RV IMAT-2  
• MERS x 3

Tampa, FL  
DR-4673-FL  
• RI IMAT  
• MERS

Tallahassee, FL  
DR-4673-FL  
• MERS  
• N-IMAT White/Blue  
• IOF  
• RIV IMAT-1

Lakeland, FL  
DR-4673-FL  
• MERS x 2

- FEMA HQ
- Regional Offices
- Joint Field Offices
- Pre-Positioned Sites
- Federal Staging Area
- Incident Support Base
- Distribution Center
- FMAG Approvals
- Large Fires
- State Activation
  - Full
  - Partial
  - Monitoring
  - Declared Counties

## IM Workforce

13,479 (+2) Assigned  
3,941 (-116) Unavailable  
7,183 (+8) Deployed

17% / 2,355 (+110) Available

## IM Cadre Availability ≤ 25% Availability

Civil Rights: 8% (9/117); Disability Integration: 11% (7/65); Disaster Survivor Assistance: 22% (247/1,098); External Affairs: 18% (87/486); Environmental Planning and Historic Preservation: 18% (153/854); Field Leadership: 9% (13/142); Hazard Mitigation: 10% (133/1,313); Human Resources: 16% (27/168); Individual Assistance: 17% (443/2,550); Interagency Recovery Coordination: 11% (31/291); Information Technology: 18% (111/604); Logistics: 17% (238/1,362); Operations: 10% (38/365); Public Assistance: 14% (326/2,310); Planning: 9% (41/480); Safety: 9% (7/76); Security: 25% (35/139)

## MERS

>66% GREEN

36 Assigned  
0 Unavailable  
9 (-1) Deployed

27 (+1) Available

## US&R

≥ 66%

28 Assigned  
7 (-1) Unavailable  
0 Deployed

21 (+1) Available

## FCO

≤ 1 Type I

51 Assigned  
1 Unavailable  
43 (-1) (26 FCOR) Deployed

7 (+1) Available

# Joint Preliminary Damage Assessments

Region	State / Location	Incident	IA	Number of Counties		Start – End
			PA	Requested	Complete	
IV	SC	Hurricane Ian Sep 25 – Oct 4	IA	3	0	10/14 – TBD
			PA	7	0	10/17 – TBD
V	IN	Flooding Sep 3	IA	0	0	N/A
			PA	3	0	10/18 – TBD
VI	NM	Monsoons Jun 20 and continuing	IA	17	0	TBD
			PA	12	12	6/22 – 10/3
IX	CA	September Extreme Heat and Wildfires Aug 31 and continuing	IA	5	5	9/29 – 10/3
			PA	5	0	10/4 – TBD



**FEMA**

# Declaration Amendments

Declaration	Number	Issued	Action
FEMA-4673-DR-FL	9	Oct 14	Adds 2 counties for Individual Assistance and 1 county for debris removal (Category A) and permanent work (Categories C-G) under the Public Assistance program



**FEMA**

# Declaration Request – West Virginia

**Declaration Type:** Major Disaster – West Virginia

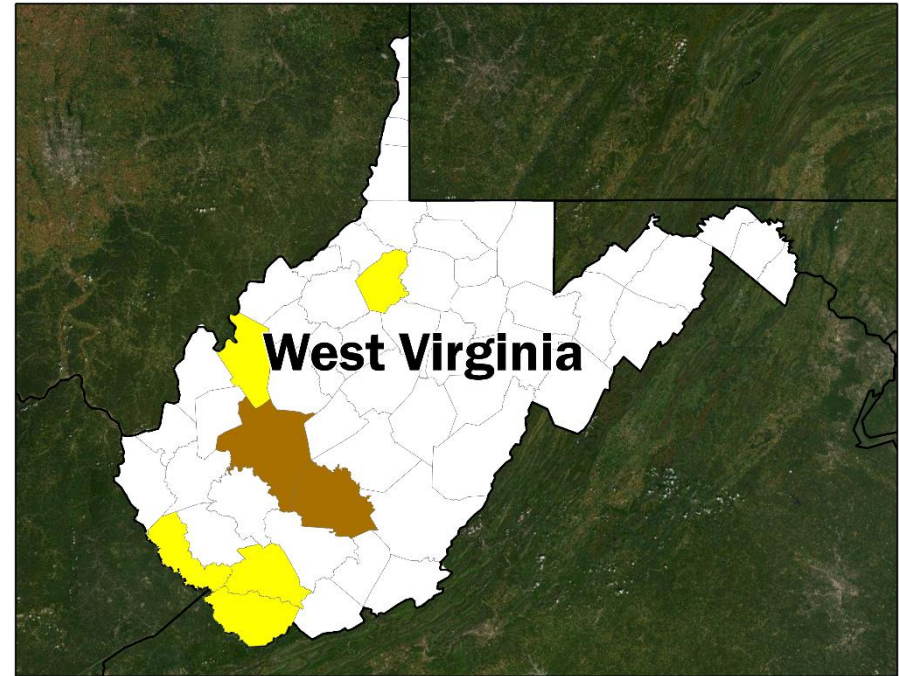
**Requested:** October 14, 2022

**Incident:** Severe storms, flooding, landslides, and mudslides

**Incident Period:** July 12 to August 15, 2022

**Requesting:**

- **IA:** 2 counties
- **PA:** 7 counties
- **Hazard Mitigation:** Statewide



- IA/PA
- PA



**FEMA**



# Declaration Requests in Process – 4

State / Tribe / Territory – Incident Description	Type	IA	PA	HM	Requested
IL – Severe Storms and Flooding	DR	X		X	Aug 30
OR – Wildfires and Straight-line Winds	EM		X		Sep 9
GA – Flooding	DR	X			Oct 4
WV – Severe Storms, Flooding, Landslides, and Mudslides	DR	X	X	X	Oct 14



**FEMA**



# FEMA

Helping people before, during, and after disasters.



*Scan to subscribe to this briefing.*