

FEMA National Watch Center

Daily Operations Briefing

Monday, October 14, 2024

8:30 a.m. ET



FEMA

National Current Ops / Monitoring

New Significant Incidents / Ongoing Ops

- TC Milton – Florida
- TC Helene – Southeast and Mid-Atlantic

Hazard Monitoring

- Tropical Activity:
 - Atlantic:
 - Disturbance 1: Medium (50%)

Disaster Declaration Activity

- Two amendments issued

Event Monitoring

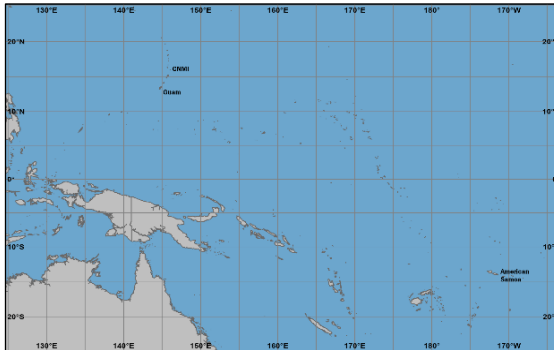
- No new significant events



FEMA

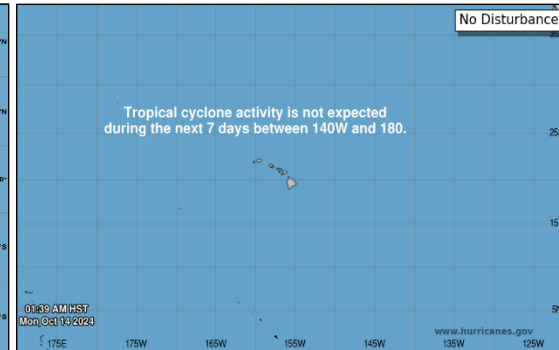
Tropical Outlook

Western Pacific



- No tropical cyclones are expected in the next seven days.

Central Pacific



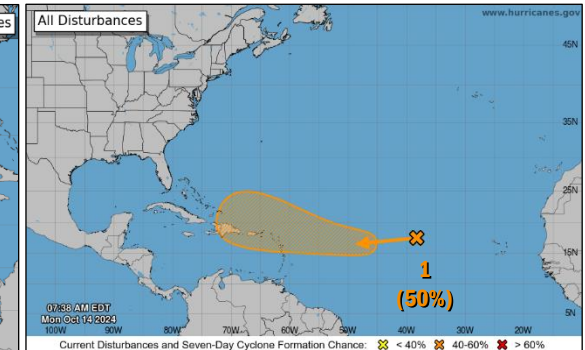
- No tropical cyclones are expected in the next seven days.

Eastern Pacific



- No tropical cyclones are expected in the next seven days.

Atlantic



Disturbance 1 (AL94); (as of 8:00 a.m. ET)

- Located several hundred miles west of the Cabo Verde Islands
- Development is not anticipated over the next couple of days
- A tropical depression could form late this week
- Formation chance: 48-hour – Low (10%); 7-day – Medium (50%)



FEMA

TC Milton – Florida



Situation: FEMA is responding in coordination with Florida emergency management; Locally executed, state managed, and federally supported operations continue.

Lifelines: (TC Milton SLB, as of 6:00 p.m. ET, Oct 13)

Safety & Security:

- FEMA & USCG SAR teams are standing down
- Voluntary evacs continue in Hernando and Pasco Counties due to rivers cresting; FL-TF1 on standby

Food, Hydration, Shelter:

- TC Milton: 30 (-10) shelters / 2,958 (+176) occupants
- NGO/VOADs conducting feeding operations; 500k meals & 160k liters of water daily
- 7 Multi-Agency Recovery Center (MARC) Sites identified, 6 open/soft open; 1 planned opening 10/14

Health & Medical:

- Water tankers supporting pressurization of water systems at hospitals
- 15 confirmed fatalities; state no longer reporting fatalities as of Oct 13
- All HCSAT personnel demobilized on Oct 13

Water Systems:

- Water main break in St. Petersburg (Pinellas Co.) partially operational; assessments ongoing
- 147 Boil Water notices affecting 14.M customers

Energy: (DOE Eagle-I, as of 7:30 a.m. ET, Oct 14)

- 460k (-540k) / 4% customers without power
- Approximately 120k gallons of fuel per day being delivered
 - Fuel tanker offload executed on Oct 12
 - 70M gallons of petroleum products inbound to Tampa over the next 7 days

Transportation:

- 50 closures on state roads
- 4 of 7 terminals at Port of Tampa are open

Hazardous Materials:

- State Hazardous Area Response Team (HART) mobilized on 10/11

State / Tribal Response:

- SEOC at Full Activation (TC Helene)
 - Gov declared State of Emergency for 51 counties; FEMA-3622-EM-FL approved 10/7; FEMA-3623-EM-STF approved 10/8; FEMA-4834-DR-FL approved 10/12

FEMA / Federal Response:

- FEMA RIV: RRCC activated to Level I
 - IMAT-1 deployed to GA
 - IMAT-2 deployed to FL SEOC
- NWC is Monitoring; RRCC is at Level I (TC Helene and TC Milton)

IMAT:

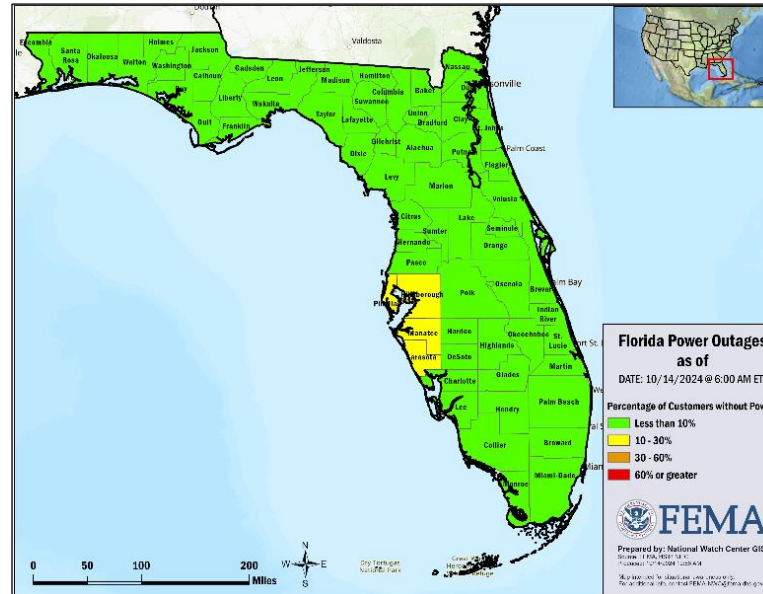
- N-IMAT Red deployed to Tampa, FL
- Region I IMAT deployed to Orlando, FL
- Region II IMAT deployed to Tampa, FL
- Region VI IMAT-2 deployed to Ft. Myers, FL
- Region IX IMAT-1 deployed to Tallahassee, FL

US&R:

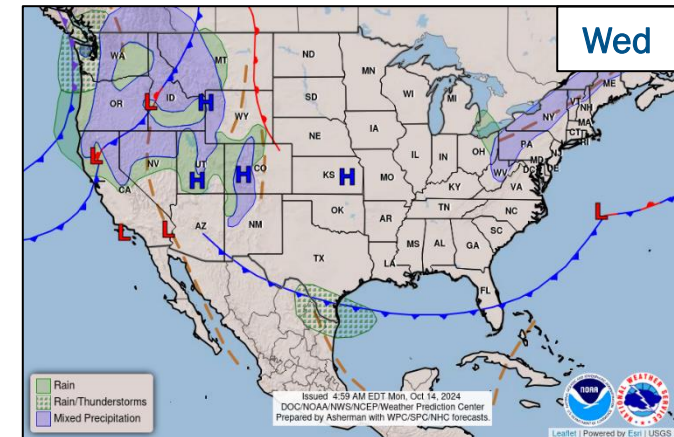
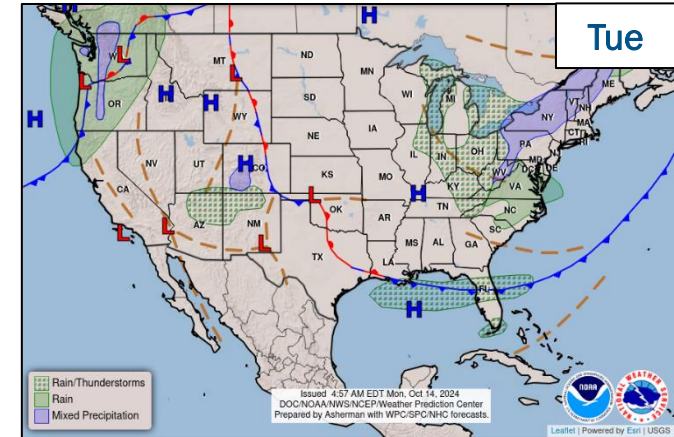
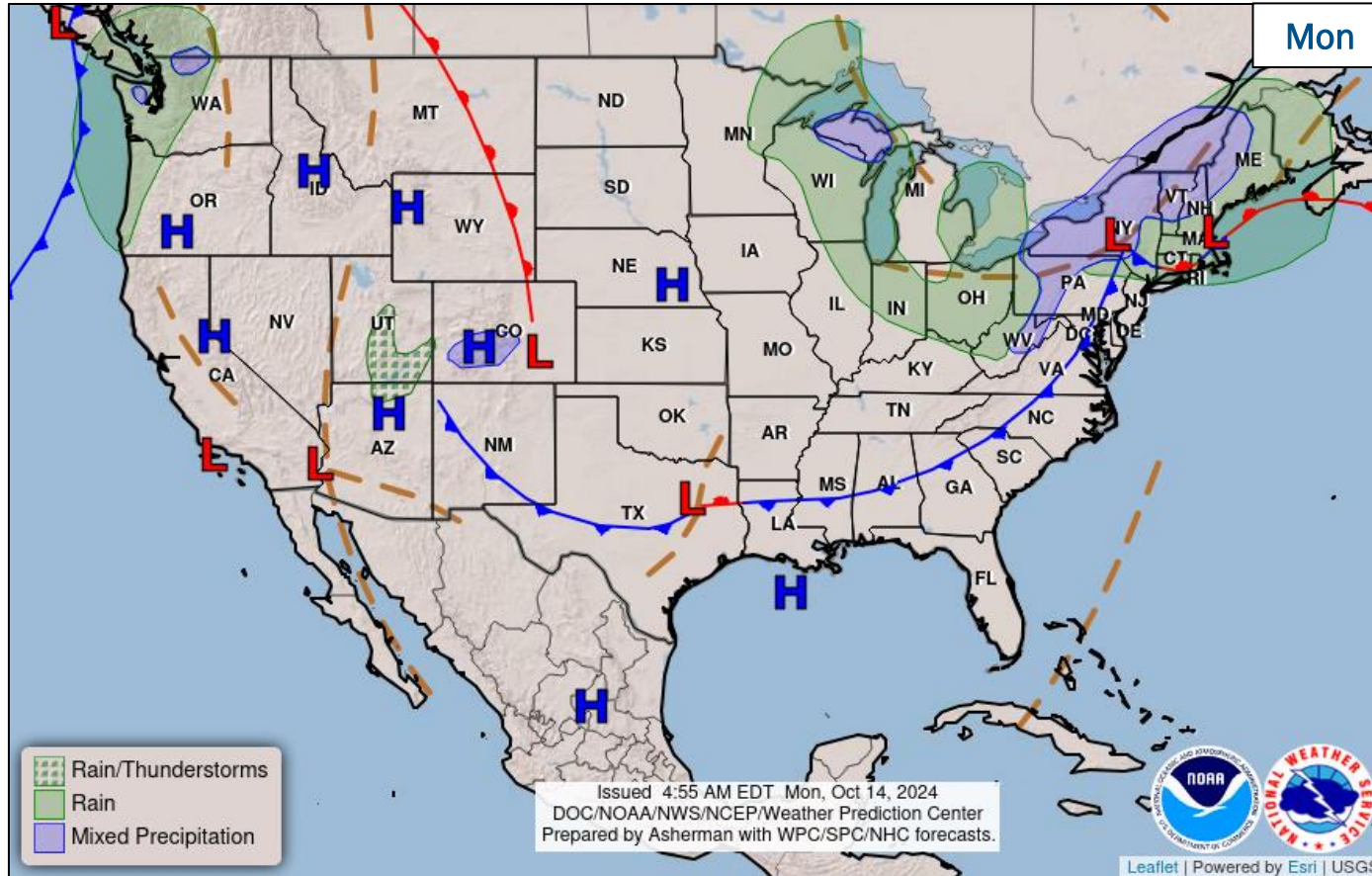
- Incident Command Post established at Orlando
- Incident Support Team (IST) Red deployed to FL
- The following US&R resources remain:
 - 3 (-8) US&R Task Forces assigned through FL US&R
 - 1 assigned Incident Response Team
 - 2 staged Hazardous Equipment Push Packages
 - 5 Employed Mission Ready Packages (Water)

MERS:

- MERS assets deployed to FL
- Additional MERS teams on standby



National Weather Forecast



FEMA

National Watch Center

Wildfire Summary

Fire Name (County, ST)	FMAG #	Acres Burned	Percent Contained	Evacuations	Structures (Homes / Other)			Fatalities / Injuries
					Threatened	Damaged	Destroyed	
Elk Fire (Sheridan, WY)	5539-FM-WY	88,750 (+1,101)	27% (-1)	M: 499	H: 2,500	H: 0	H: 3	0 / 6
				V: 0	O: 250	O: 0	O: 15	

(Evacuations: M = Mandatory / V = Voluntary; Structures: H = Homes and Mixed Commercial/Residential / O = Non-residential Commercial/Other Minor Structures)



FEMA

FEMA Common Operating Picture

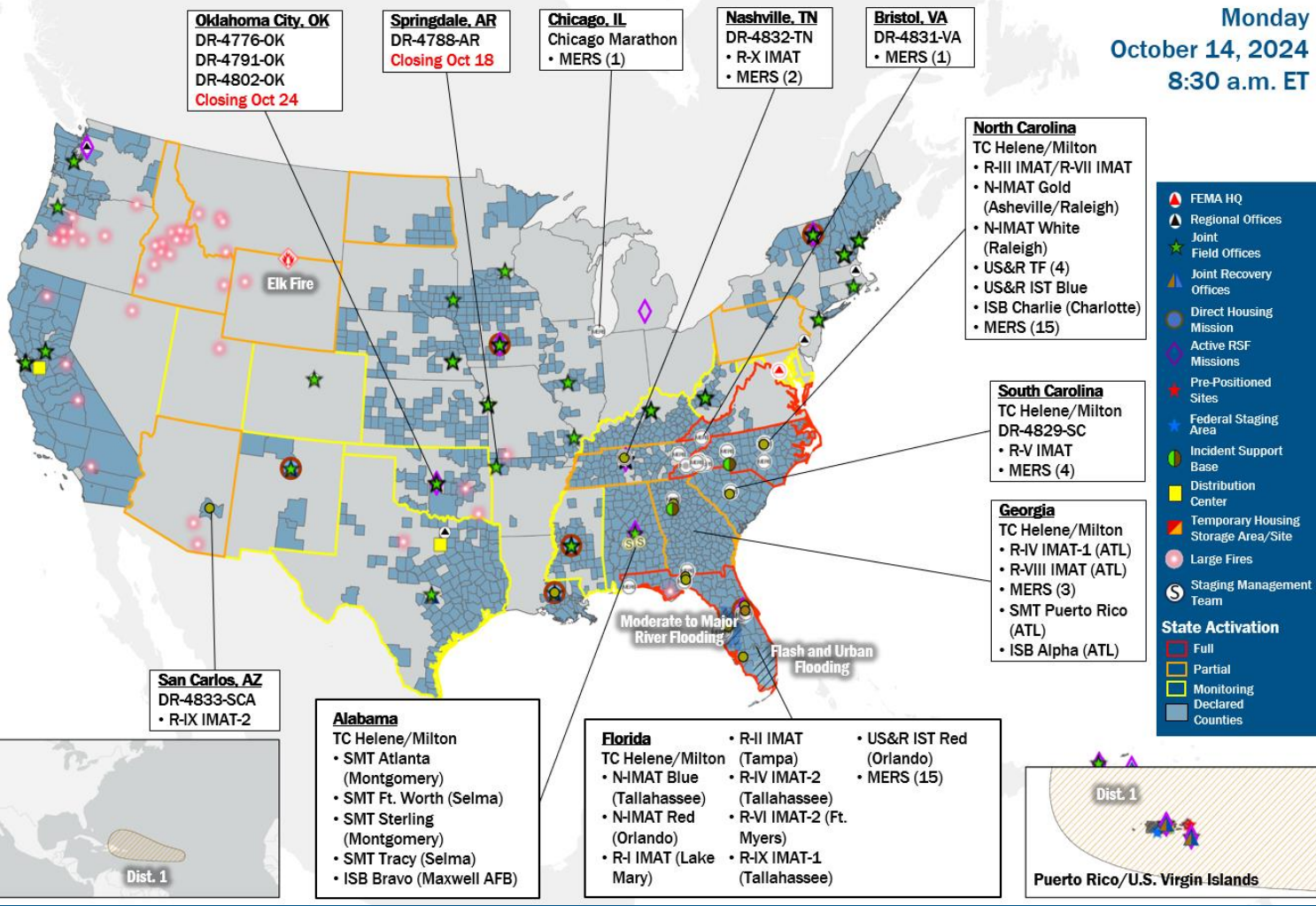
28 + **4** Supporting **110** + **17** **12** **17** **5**
 Joint Field Offices Virtual Joint Field Offices Major Disasters Emergency Declarations Direct Housing Missions RSF-Supported Disasters Joint Recovery Offices

Monday
October 14, 2024
8:30 a.m. ET

FEMA HQ	
NWC	NRCC
Monitoring	Level I
FEMA REGIONS	
Watch	RRCC
Monitoring	I Rostered
Monitoring	II Rostered
Monitoring	III Rostered
Monitoring	IV Level I
Monitoring	V Rostered
Monitoring	VI Rostered
Monitoring	VII Rostered
Monitoring	VIII Rostered
Monitoring	IX Rostered
Monitoring	X Rostered
Notes:	
NRCC/RWCs/RRCCs: • NRCC: TC Helene • RIV RRCC: TC Milton/TC Helene	State EOCs: • OK: Severe Weather • HI/ID/OK/NM/UT/WY/ND: Wildfires • AZ: SW Border • CO: US-50 closure • NM/AZ: Flooding • TX: TC Francine • PA: TC Debby • WV: Drought • FL/MD: TC Milton • FL/AL/GA/MS/NC/TN/KY/VA/WV: TC Helene • DC: Election Monitoring
Volunteer Force	
Rostered 7,840	Deployed 4 (-2)
Surge Capacity Force	
Rostered 8,135	Deployed 310 (+1)

N-IMATs	
1 Team Available	
Red	FL (Oct 6)
White	NC (Sep 30)
Blue	FL (Sep 23)
Gold	NC (Sep 23)
HS	
R-IMATs	
≤ 3 Teams Available	
I	FL (Oct 7)
II	FL (Oct 6)
III	NC (Sep 29)
IV-1	GA (Oct 5)
IV-2	FL (Oct 6)
V	SC (Sep 29)
VI-1	Demobilizing
VI-2	FL (Oct 7)
VII	NC (Sep 25)
VIII	GA (Sep 24)
IX-1	FL (Oct 11)
IX-2	AZ (Oct 8)
X	TN (Sep 29)
Fully Mission Capable (FMC)	
Partially Mission Capable (PMC)	
Not Mission Capable (NMC)	
Deployed	

REGIONAL BREAKDOWN				
	JFO/VJFO	DR	EM	JRO
I	4/0	18	2	0
II	3/1	6	2	2
III	1/0	5	1	0
IV	4/0	27	12	0
V	2/0	4	0	0
VI	5/0	9	0	3
VII	3/1	12	0	0
VIII	1/1	2	0	0
IX	2/1	19	0	0
X	3/0	8	0	0



Legend:

- FEMA HQ
- Regional Offices
- Joint Field Offices
- Joint Recovery Offices
- Direct Housing Mission
- Active RSF Missions
- Pre-Positioned Sites
- Federal Staging Area
- Incident Support Base
- Distribution Center
- Temporary Housing Storage Area/Site
- Large Fires
- Staging Management Team

State Activation:

- Full
- Partial
- Monitoring
- Declared
- Counties

IM Workforce
 13,808 Assigned
 4,577 (-83) Unavailable
 8,301 (+44) Deployed
 7% / 930 (+39) Available

IM Cadre Availability
 19 Cadres ≤ 25% Availability

Acquisition: 19% (43/225); Civil Rights: 19% (31/168); Disability Integration: 2% (1/43); Disaster Survivor Assistance: 2% (24/1,204); External Affairs: 4% (18/519); Environmental Planning and Historic Preservation: 10% (86/825); Field Leadership: 7% (11/149); Financial Management: 15% (35/237); Hazard Mitigation: 4% (53/1,194); Human Resources: 4% (6/172); Individual Assistance: 0% (7/2,577); Interagency Recovery Coordination: 23% (72/320); Information Technology: 4% (28/667); Logistics: 1% (19/1,611); Operations: 4% (15/339); Public Assistance: 11% (254/2,254); Planning: 3% (14/444); Safety: 1% (1/94); Security: 12% (16/136)

MERS
 33% - 65%

36 Assigned
 0 Unavailable
 24 (+1) Deployed

12 (-1) Available

US&R
 < 33%

28 Assigned
 0 Unavailable
 23 (-1) Deployed

5 (+1) Available

FCO
 1 Type 1

51 Assigned
 4 Unavailable
 46 (35 FCO) Deployed

1 Available

Joint Preliminary Damage Assessments

Region	State / Location	Incident	IA	Number of Counties/Jurisdictions		Start - End
			PA	Requested	Complete	
III	WV	Tropical Storm Helene Sep 26-27	IA	2	0	10/15 - TBD
			PA	0	0	N/A
IV	NC	Tropical Cyclone Debby Aug 5-19	IA	0	0	N/A
			PA	1	0	9/23 - TBD
		Potential Tropical Cyclone 8 Sep 16 and continuing	IA	0	0	N/A
			PA	5	1	10/8 - TBD
	KY	Tropical Cyclone Helene Sep 26	IA	0	0	N/A
			PA	35	15 (+15)	10/9 - TBD
X	CCT	Swawilla Fire and Bridge Creek Fire - Colville Reservation Jul 14 to Aug 21	IA	0	0	N/A
			PA	1	0	10/7 - TBD



FEMA

Declaration Requests in Process – 13

State / Tribe / Territory – Incident Description	Type	IA	PA	HM	Requested
OH – Train Derailment	DR	X	X	X	Jul 3, 2023
NY – Severe Storms, Tornadoes, Straight-line Winds, and Flooding	EM		X		Jul 20
NE – Severe Storms, Straight-line Winds, Tornadoes, and Flooding	DR		X	X	Aug 29
MI – Severe Storm and Tornadoes (APPEAL)	DR	X		X	Sep 11
CRST* – Severe Storms, Straight-line Winds, and Flooding	DR	X	X	X	Sep 12
USVI – Tropical Storm Ernesto	DR		X	X	Sep 13
SC – Tropical Storm Debby	DR	X	X	X	Sep 16
NY – Severe Storms, Straight -Line Winds and Flooding	DR	X	X	X	Sep 18
AK – Flooding	DR	X	X	X	Sep 19
HT** – Flooding	DR	X	X	X	Sep 20
CA – Park Fire and Borel Fire	DR	X		X	Sep 24
CTM*** – Severe Storm and Straight-line Winds	DR	X		X	Oct 7
ID – Gwen Fire	DR	X		X	Oct 9

*Cheyenne River Sioux Tribe, **Havasupai Tribe, ***Crow Tribe of Montana



FEMA

National Watch Center

Declaration Amendments

Declaration	Number	Issued	Action
FEMA-4828-DR-FL	6	Oct 13	Adds 3 counties for Public Assistance
FEMA-4831-DR-VA	4	Oct 13	Adds 1 county for Individual Assistance



FEMA



FEMA

Helping people before, during, and after disasters.



Scan to subscribe to this briefing.