

FEMA National Watch Center

# Daily Operations Briefing

Saturday, October 8, 2022

8:30 a.m. ET



**FEMA**

# National Current Ops / Monitoring

---

## New Significant Incidents / Ongoing Ops

- Tropical Cyclone Ian – Response and Recovery

## Hazard Monitoring

- Rain and Thunderstorms – Southern CA to the Southern Plains
- Tropical Activity:
  - Atlantic:
    - Tropical Storm Julia

## Disaster Declaration Activity

- Amendment No. 11 to FEMA-4671-DR-PR
- Amendment No. 1 to FEMA-4672-DR-AK
- Amendment No. 6 to FEMA-4673-DR-FL

## Event Monitoring

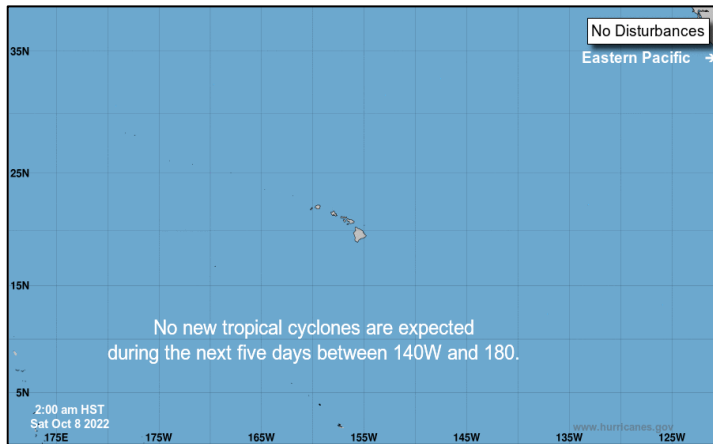
- No significant events



**FEMA**

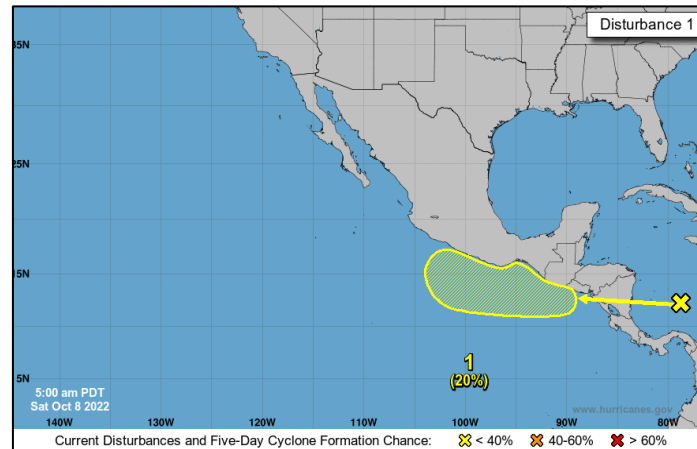
# Tropical Outlook – Five Day

## Central Pacific



- No tropical cyclones expected during the next 5 days

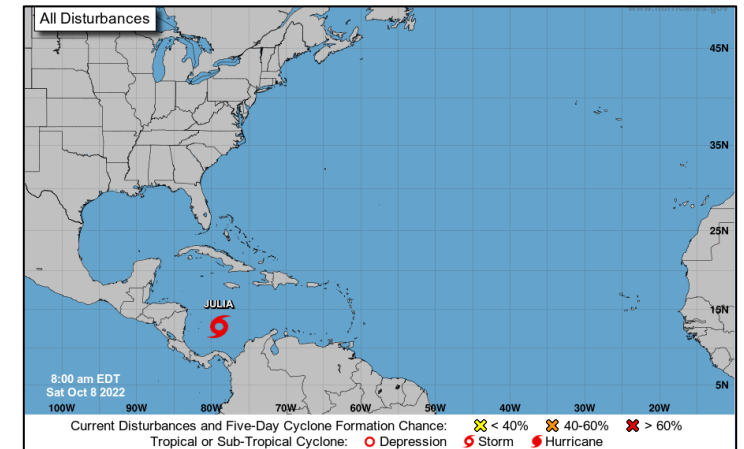
## Eastern Pacific



### Disturbance 1 (as of 8:00 a.m. ET)

- Tropical Storm Julia is located over the southwestern Caribbean Sea and is forecast to cross portions of Central America Sunday and Sunday night
- Environmental conditions appear conducive for some development of the remaining disturbance if it emerges over the far eastern Pacific basin in a couple of days
- Formation chance – 48-hour Low (near 0%); 5-day: Low (20%)

## Atlantic



### Tropical Storm Julia (Advisory #8A as of 8:00 a.m. ET)

- Located **165 miles ESE** of Isla De Providencia Columbia
- Moving W at **21 mph**
- Maximum sustained winds 60 mph
- **Steady to rapid strengthening is forecast while Julia moves across the southwestern Caribbean Sea today and tonight**
- **The system is expected to become a hurricane later today; followed by rapid weakening after moving inland tomorrow**



FEMA

National Watch Center

# Tropical Cyclone Ian – Response

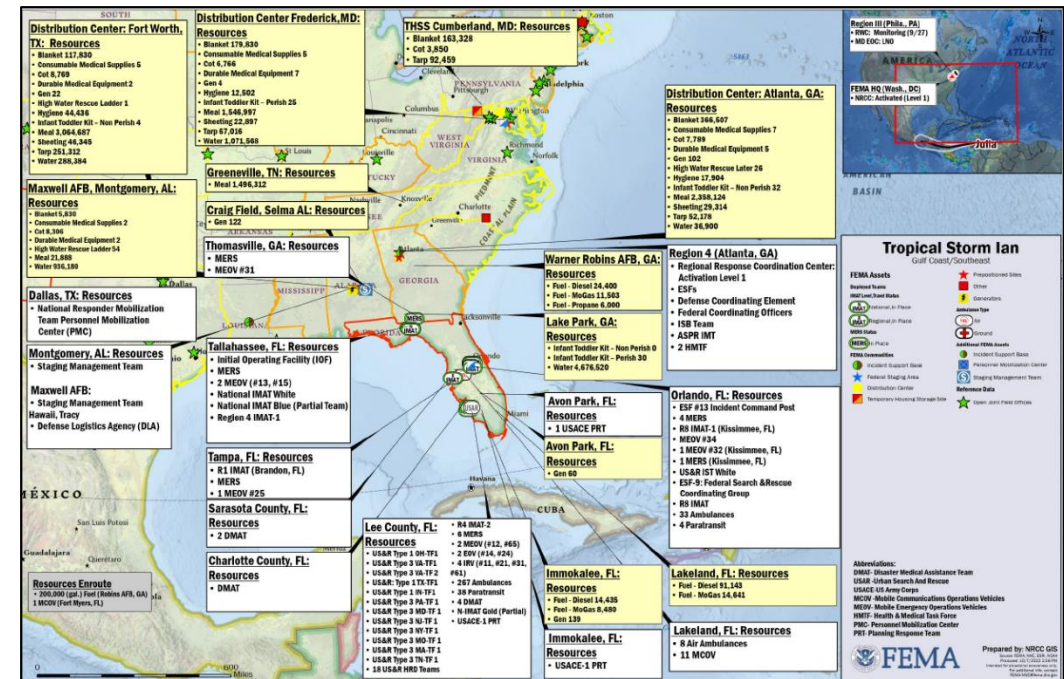
FL



**Current Situation:** FEMA and federal partners continue to support the State of Florida in response and recovery from the impacts of Tropical Cyclone Ian. Federal teams, commodities, and equipment are providing support to life-saving and life-sustaining requirements across the impacted areas, including search and rescue operations, commodity distribution, medical decompression, and patient transport. Mission priorities continue to be focused on community lifeline stabilization and expanding recovery operations, including the activation of recovery support functions and additional disaster survivor assistance teams to increase access to individual assistance programs.

## FEMA / Federal Response:

- Region I: IMAT deployed to Tampa, FL
- Region IV: **RRCC returned to Normal Operations (Rostered)**
  - IMAT-1 deployed to FL EOC; IMAT-2 deployed to Ft. Myers, FL
  - LNOs deployed to FL, GA, SC, and NC
- Region VIII: IMAT deployed to Kissimmee, FL
- FEMA HQ: **NRCC at Partial Activation (dayshift only)**
  - National IMAT White deployed to FL EOC
  - Elements of National IMAT Blue deployed to FL EOC
  - US&R White IST deployed to Orlando, FL
  - 3-Type 1 (VA-TF2, OH-TF1, IN-TF1), 8-Type 3 US&R task forces (VA-TF1, TX-TF1, PA-TF1, MD-TF1, MO-TF1, NJ-TF1, NY-TF1, MA-TF1) and 22-Canine Search Teams – conducting search and rescue operations in support of FL.
  - National Responder Mobilization team established a Personnel Mobilization Center (PMC) in Dallas, TX; GA PMC Annex established
  - HHS: 7 DMATs deployed FL (Lee, Sarasota, and Charlotte counties)
  - DHS: Surge Capacity Force activated
  - HQ Logistics: SMTs at Maxwell, AFB (Montgomery, AL)

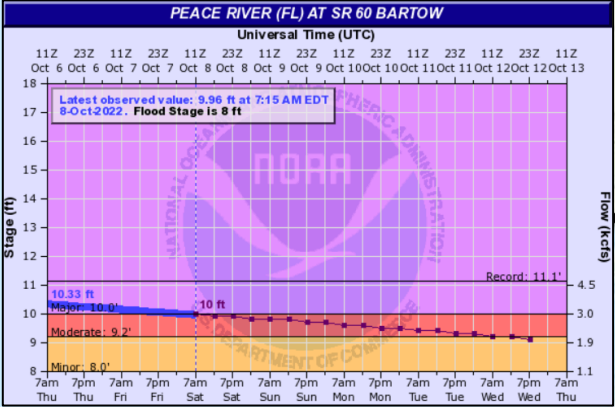


# RFC River Forecasts – Forecast Trend

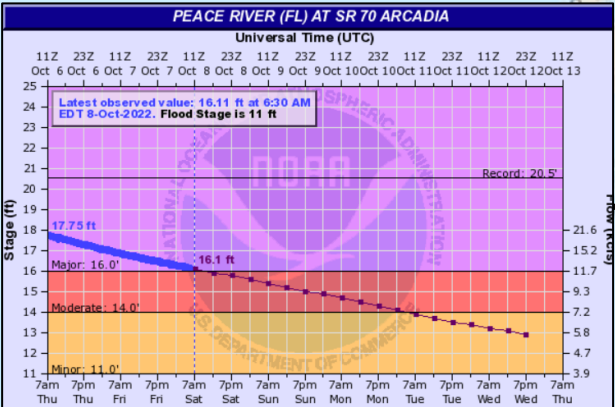
## RFC Max Stage Forecast

### Max Status - Forecast Trend

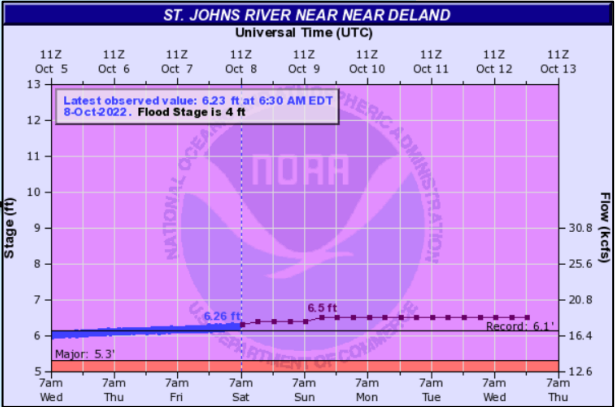
- ▲ Record (Increasing)
- Record (Constant)
- ▼ Record (Decreasing)
- ▲ Major (Increasing)
- Major (Constant)
- ▼ Major (Decreasing)
- ▲ Moderate (Increasing)
- Moderate (Constant)
- ▼ Moderate (Decreasing)
- ▲ Minor (Increasing)
- Minor (Constant)
- ▼ Minor (Decreasing)
- ▲ Action (Increasing)
- Action (Constant)
- ▼ Action (Decreasing)



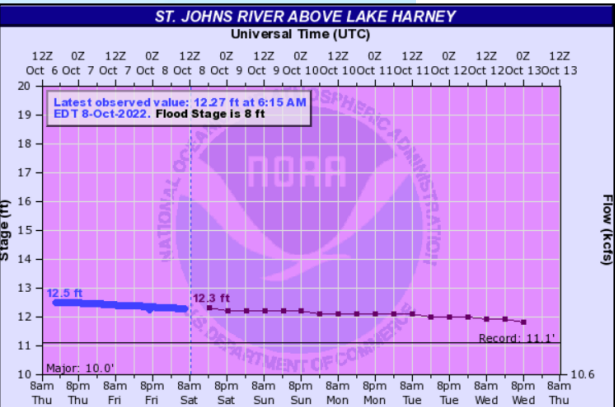
Peace River at BARTOW



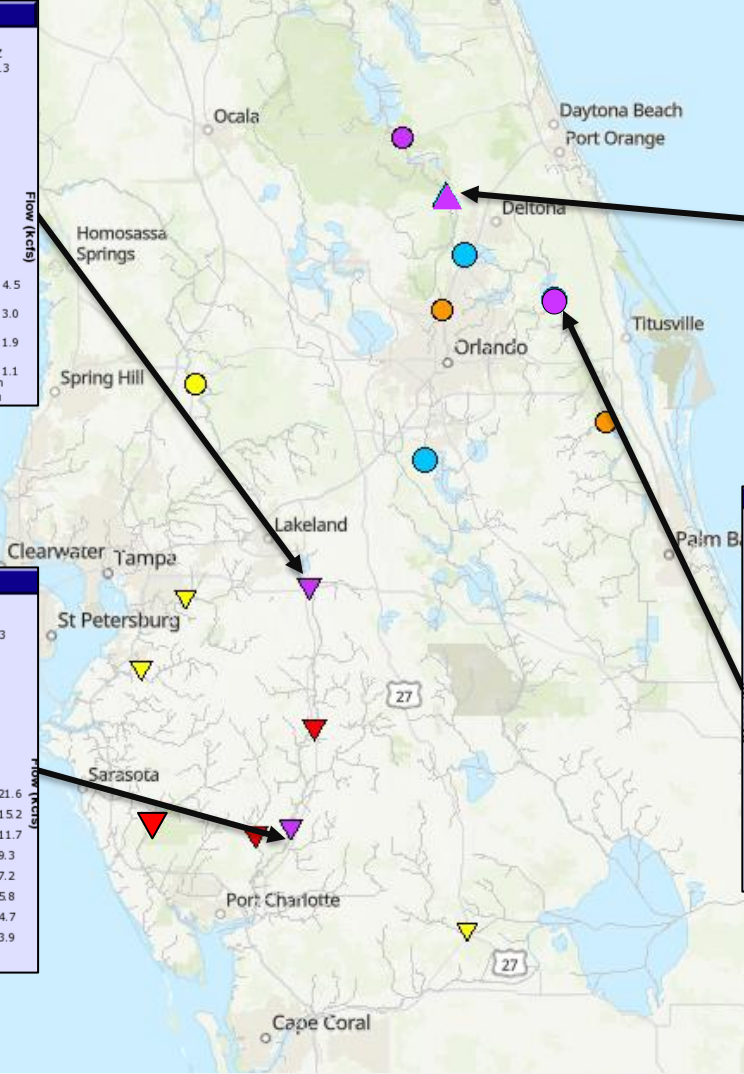
Peace River at ARCADIA



St Johns NR DELAND

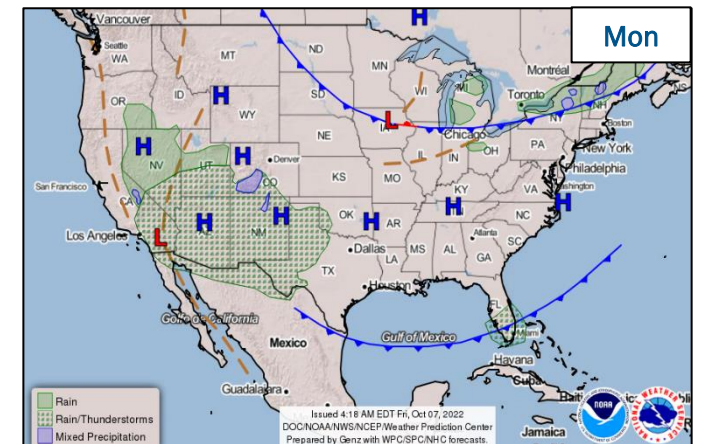
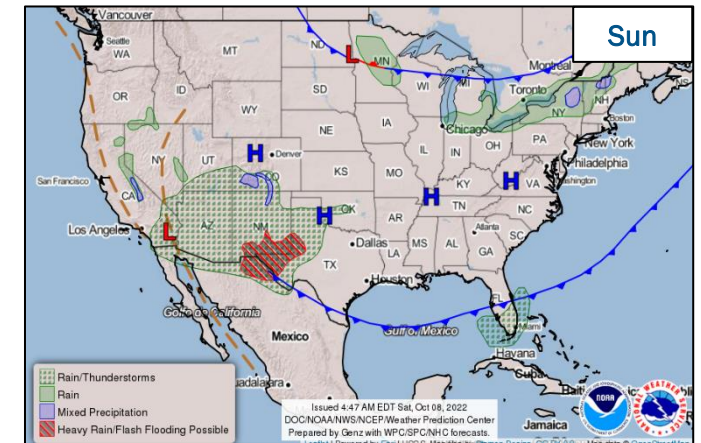
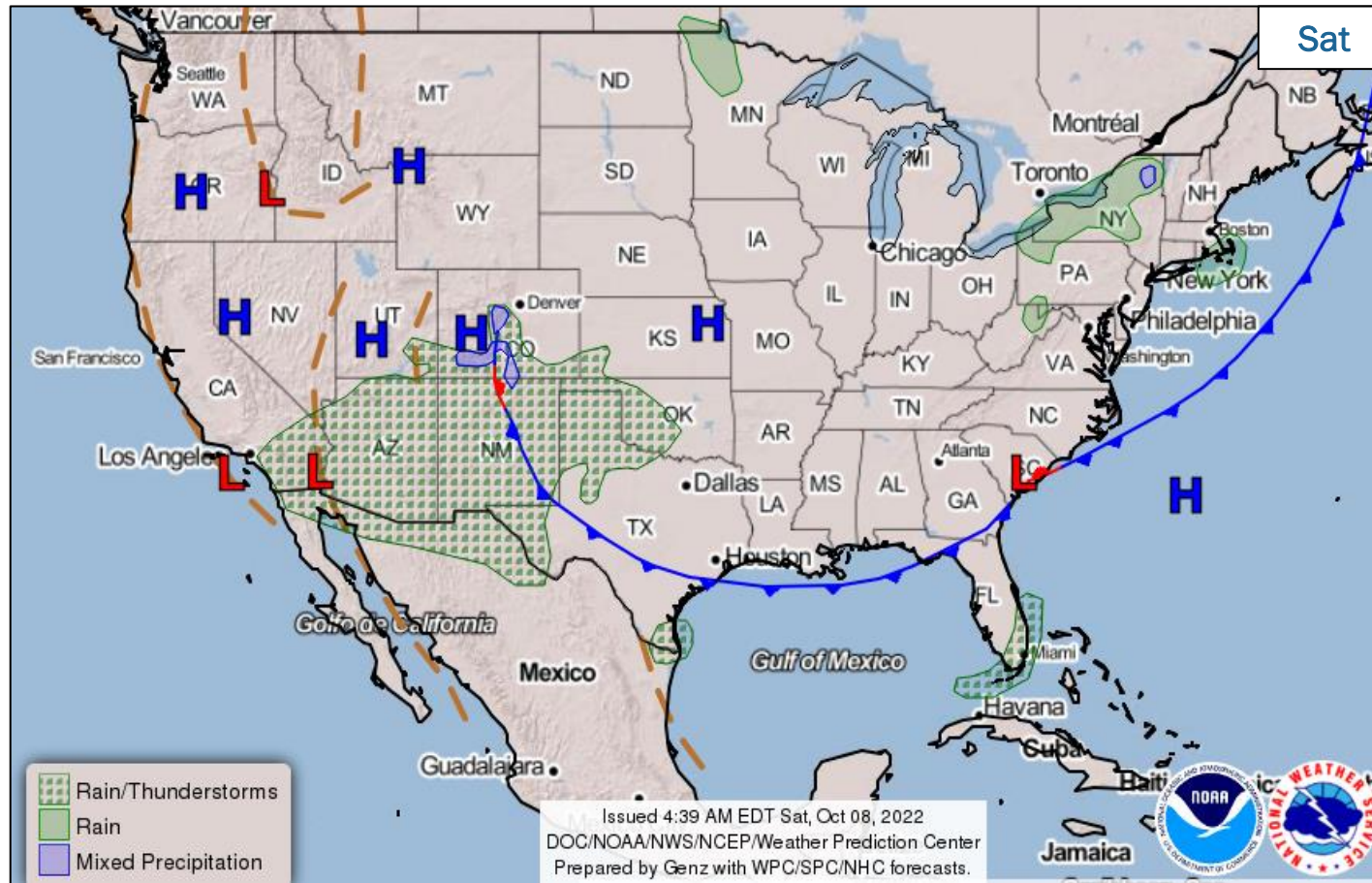


St. Johns above Lake Harney





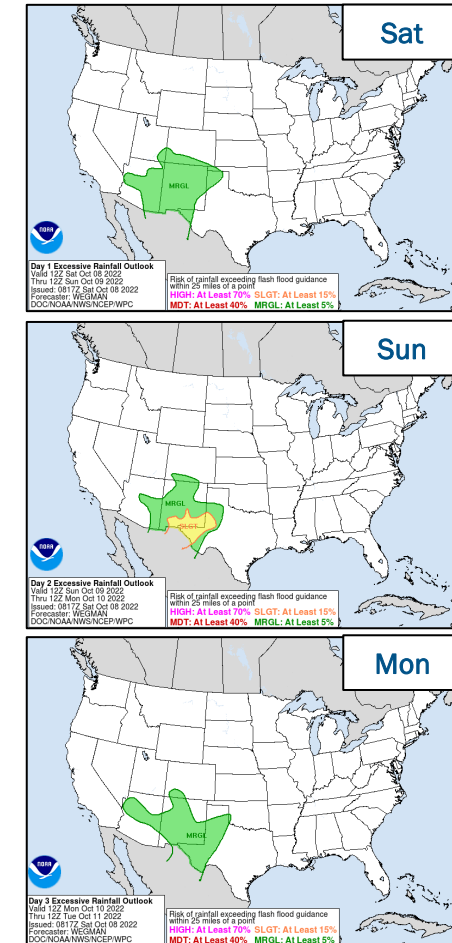
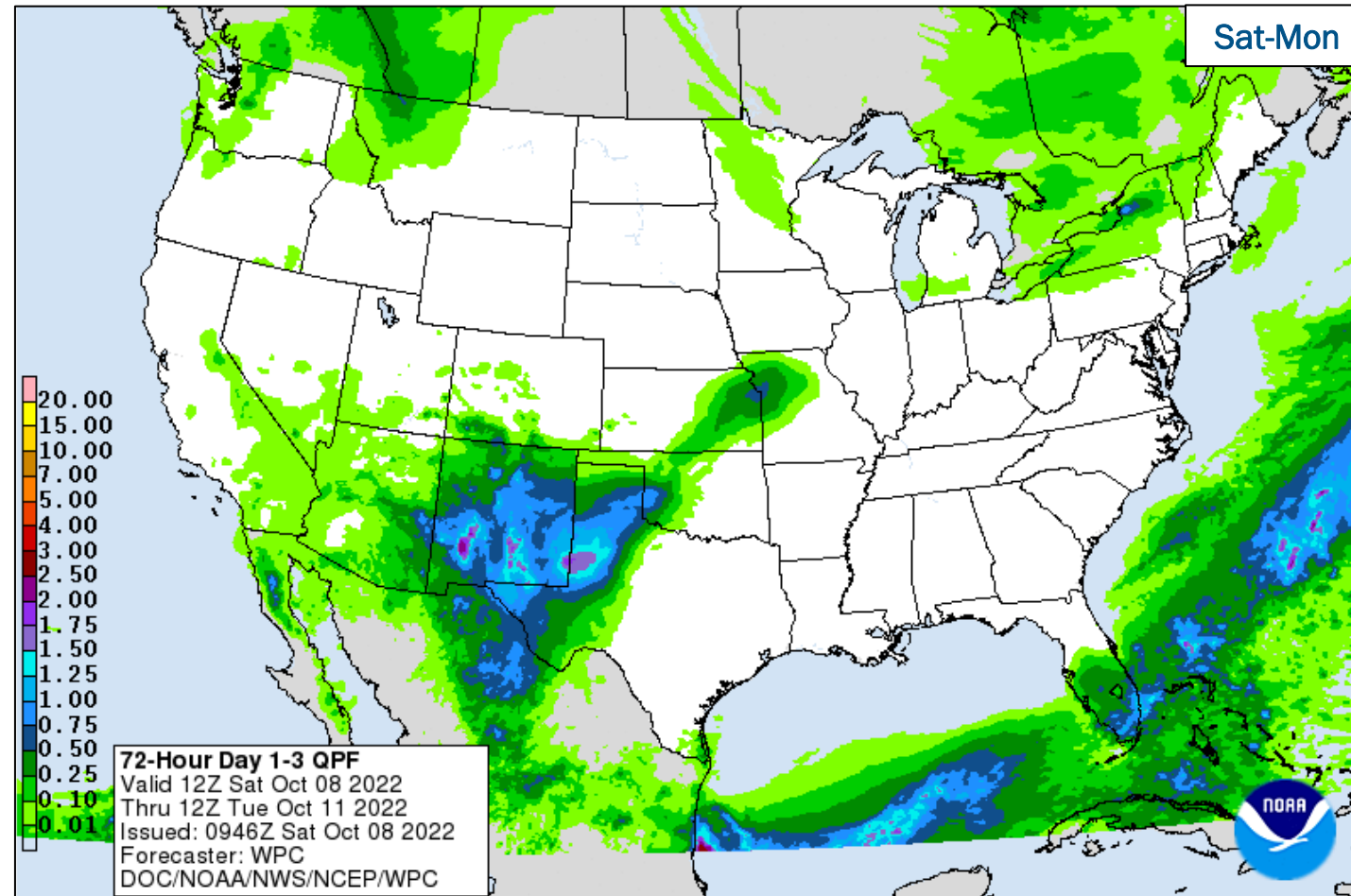
# National Weather Forecast



FEMA

National Watch Center

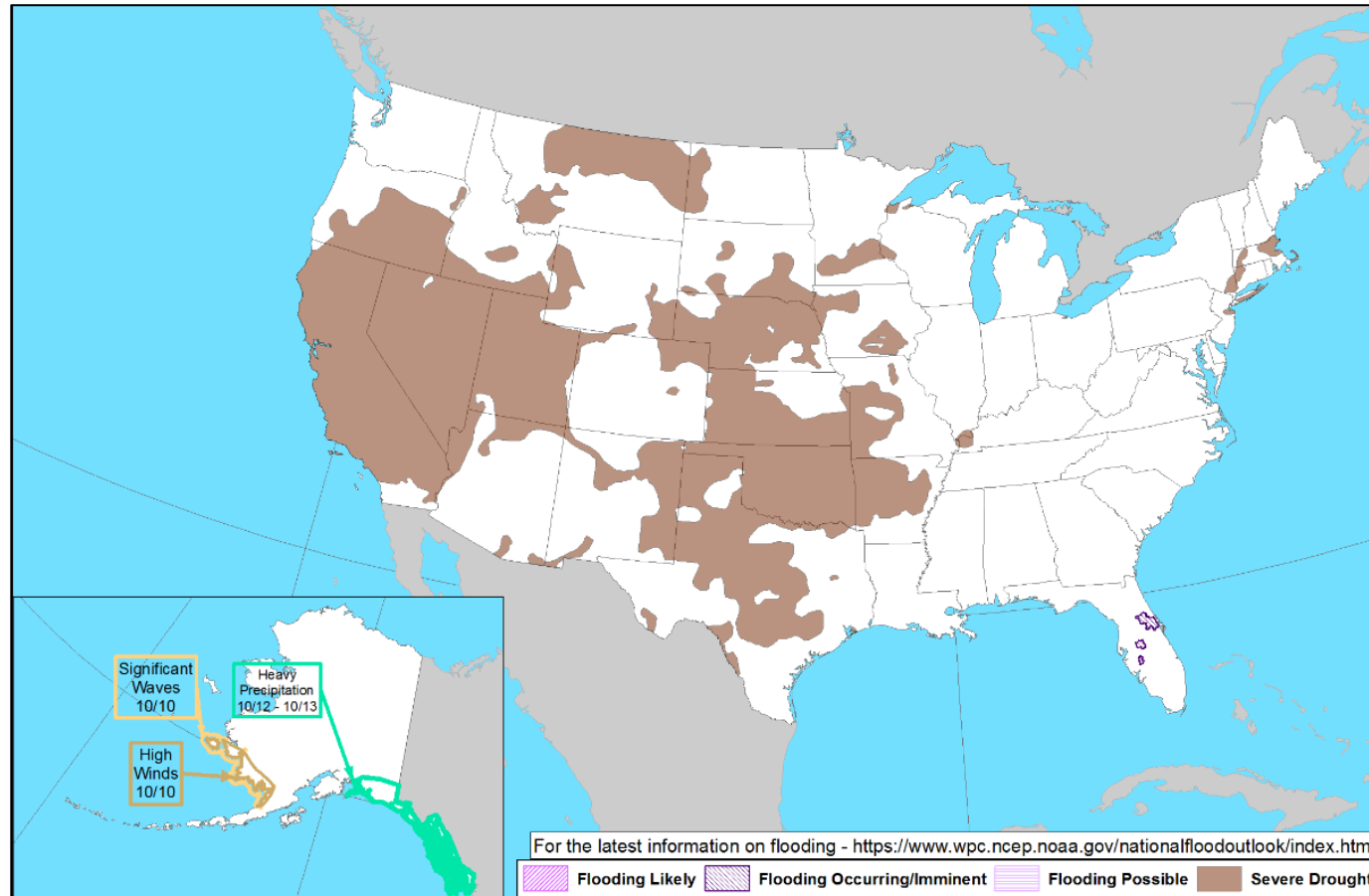
# Precipitation & Excessive Rainfall



FEMA

National Watch Center

# Hazards Outlook – Oct 10-14



FEMA

National Watch Center



# FEMA Common Operating Picture

15

Joint Field  
Offices

8

Virtual Joint  
Field Offices

54

Major  
Disasters

11

Emergency  
Declarations

Saturday  
October 8, 2022  
8:00 a.m. ET

FEMA HQ

NWC

NRCC

Monitoring

Activated

FEMA REGIONS

Watch

RRCC

Monitoring

I

Rostered

Monitoring

II

Rostered

Monitoring

III

Rostered

Monitoring

IV

Rostered

Monitoring

V

Rostered

Monitoring

VI

Rostered

Monitoring

VII

Rostered

Monitoring

VIII

Rostered

Monitoring

IX

Rostered

Monitoring

X

Rostered

Notes:

RWCs/RRCCs:

• NRCC: TC Ian- Partial Activation

• RII RRCC: returned to Normal Operations

• RIV RRCC: returned to Normal Operations

STATE EOCs:

• NJ: Remnants of Ida

• NJ/WA: Monkeypox

• CO/NJ: Avian Influenza

• PR: TC Fiona

• FL/GA/VA: TC Ian

• GA/KY/MN/ NM: Flooding

• GA: Supply Chain Disruptions

• MS: Jackson Water Crisis

• TN: Severe Weather

• IL: SW Border Bus Reception and Coordination

• AZ/CO/NM/WA: Wildfires

• KS: All Hazard

• AS: Seismic Activity

• AK: West Coast Storm

Surge Capacity Force

Rostered:

7,638 (+14)

Deployed:

84 (+1)

N-IMATs

1 Team Available

Red

White

FL

Blue

PR/FL

Gold

FL

R-IMATs

4-6 Teams Available

I

FL

II

PR

III

IV-1

FL

IV-2

FL

V

PR

VI-1

Personnel

VI-2

VII

Reconstituting

VIII

FL

IX-1

Personnel

IX-2

X

AK

Fully Mission Capable (FMC)

Partially Mission Capable (PMC)

Not Mission Capable (NMC)

Deployed

REGIONAL BREAKDOWN

	JFO/VJFO	DR	EM
I	3/0	7	1
II	3/3	6	3
III	1/0	2	0
IV	1/1	6	4
V	1/0	3	0
VI	1/1	3	3
VII	2/1	4	0
VIII	1/1	4	0
IX	0/1	6	0
X	2/0	13	0

Coastal Flooding

Alaska

Northern Mariana Islands

Guam

American Samoa

Hawaii

Tropical Activity

Bloomington, IN

Chicago Marathon – SEAR 1

• MERS (en route)

East Windsor, NJ

DR-4614-NJ

• Closing Oct 21

Orlando, FL

TC Ian

• MERS (x3)

• US&R IST White

• CSTs-HRDs

Kissimmee, FL

TC Ian

• MERS

• RVIII IMAT

Lee County, FL

TC Ian

• US&R TF (VA-TF1/2, TX-TF1, PA-TF1, MD-TF1, MO-TF1, NJ-TF1, NY-TF1, MA-TF1, IN-TF1, OH-TF1)

Puerto Rico

TC Fiona

• N-IMAT Blue (San Juan)

• RII/RV IMAT (San Juan)

• MERS x 2 (San Juan)

• SMT (Ponce)

Limited Flooding

Puerto Rico/U.S. Virgin Islands

Dallas, TX

TC Ian

• PMC (Personnel Mobilization Center)

Montgomery, AL

TC Ian

• SMT

Thomasville, GA

TC Ian

• MERS

Tallahassee, FL

TC Ian

• MERS (x2)

• N-IMAT White/Blue

• IOF

• RIV IMAT 1

Tampa, FL

TC Ian

• RI IMAT

• MERS

Ft. Myers, FL

TC Ian

• RIV IMAT-2

• N-IMAT Gold

• MERS (x4)

• MERS (x3) – Ft. Myers Beach

## IM Workforce

13,513 (-2) Assigned  
4,308 (-136) Unavailable  
7,087 (+35) Deployed

16 (+1) % / 2,118 (+99) Available

## IM Cadre Availability ≤ 25% Availability

Civil Rights: 5% (6/117); Disability Integration: 9% (6/65); Disaster Survivor Assistance: 22% (238/1098) External Affairs: 9% (44/488); Environment & Historic Preservation: 23% (201/859); Field Leadership: 13% (18/141); Hazard Mitigation: 11% (142/1,301); Human Resources: 18% (31/171); Individual Assistance: 6% (149/2,556); Interagency Recovery Coordination: 12% (34/284); Information Technology: 18% (107/604); Logistics: 15% (206/1,369); Operations: 8% (30/366); Public Assistance: 19% (430/2,316); Planning: 8% (39/485); Safety: 5% (4/76); Security: 19% (27/139)

## MERS

33 – 65%

36 Assigned  
0 Unavailable  
15 Deployed

21 Available

## US&R

33 – 65%

28 Assigned  
1 Unavailable  
11 Deployed

16 Available

## FCO

≤ 1 Type I

51 Assigned  
1 Unavailable  
43 (26 FCOR) Deployed

7 Available

# Joint Preliminary Damage Assessments

Region	State / Location	Incident	IA	Number of Counties		Start – End
			PA	Requested	Complete	
III	WV	Severe Storms and Flooding Jul 12-13	IA	0	0	N/A
			PA	1	0	8/26 – TBD
		Severe Storms and Flooding Jul 12 – Aug 15	IA	2	2	9/27 – 9/29
			PA	7	0	9/27 – TBD
VI	NM	Monsoons Jun 20 and continuing	IA	12	0	TBD
			PA	12	12	6/22 – 10/3
IX	CA	September Extreme Heat and Wildfires Aug 31 and continuing	IA	5	5	9/29 – 10/3
			PA	5	0	10/4 – TBD



**FEMA**

# Declaration Amendments

Declaration	Number	Issued	Action
FEMA-4671-DR-PR	11	Oct 7	Amended to include Permanent Work under the Public Assistance program
FEMA-4672-DR-AK	1	Oct 7	Amends the cost-sharing arrangements for emergency protective measures at 100 percent of the total eligible costs for the first 30 days of the incident period
FEMA-4673-DR-FL	6	Oct 7	Adds 1 county for Individual Assistance (already designated for emergency protective measures [Category B], including direct federal assistance, under the Public Assistance program)



**FEMA**

# Declaration Requests in Process – 3

State / Tribe / Territory – Incident Description	Type	IA	PA	HM	Requested
IL – Severe Storms and Flooding	DR	X		X	Aug 30
OR – Wildfires and Straight-line Winds	EM		X		Sep 9
GA – Flooding	DR	X			Oct 4



**FEMA**





# FEMA

Helping people before, during, and after disasters.



*Scan to subscribe to this briefing.*