

FEMA National Watch Center

Daily Operations Briefing

Friday, October 7, 2022

8:30 a.m. ET



FEMA

National Current Ops / Monitoring

New Significant Incidents / Ongoing Ops

- Tropical Cyclone Ian – Response and Recovery

Hazard Monitoring

- Rainfall and Thunderstorms – Southwest to the Plains and Northeast
- Tropical Activity:
 - Atlantic:
 - Tropical Depression Thirteen

Disaster Declaration Activity

- No new declaration activity

Event Monitoring

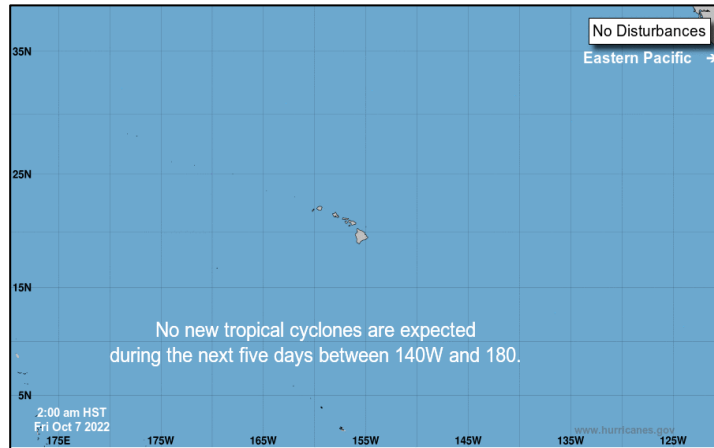
- No significant events



FEMA

Tropical Outlook – Five Day

Central Pacific



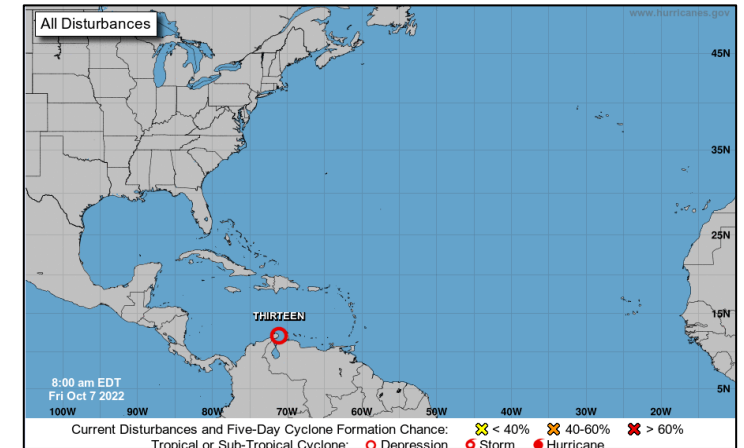
- No tropical cyclones expected during the next 5 days

Eastern Pacific



- No tropical cyclones expected during the next 5 days

Atlantic



[Tropical Depression Thirteen](#) (Advisory #4A as of 8:00 a.m. ET)

- Located 30 miles WSW of northern tip of Guajira Peninsula Columbia
- Moving W at 15 mph
- Maximum sustained winds of 35 mph
- Expected to become a tropical storm; later today



FEMA

National Watch Center

Tropical Cyclone Ian – Response

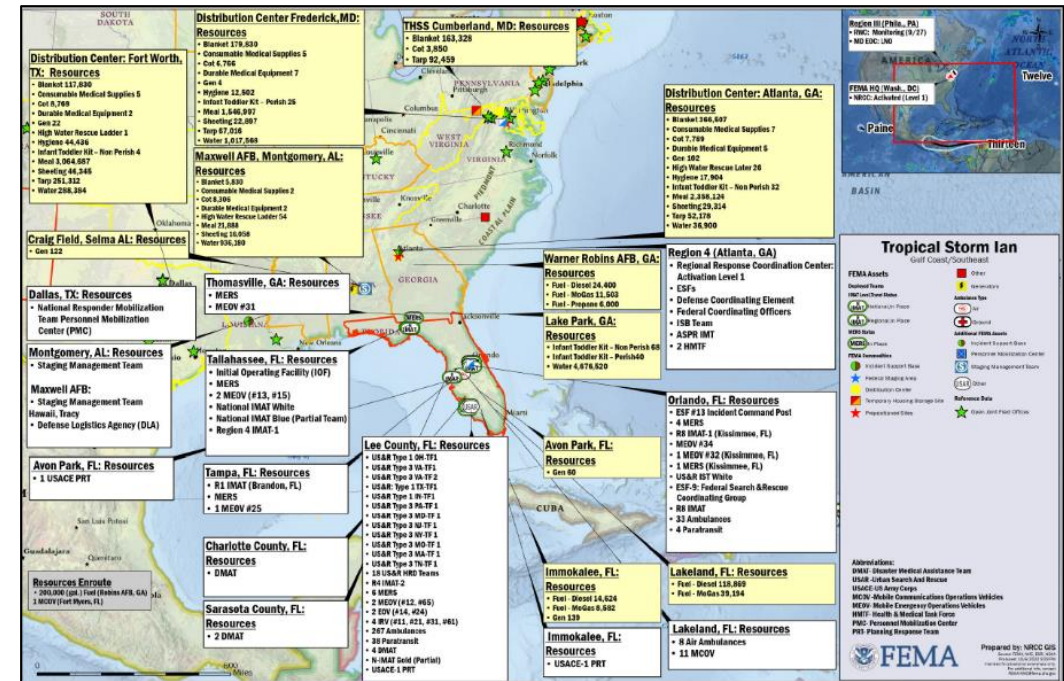
FL



Current Situation: FEMA and federal partners continue to support the State of Florida in response and recovery from the impacts of Tropical Cyclone Ian. Federal teams, commodities, and equipment are providing support to life saving and life sustaining requirements across the impacted areas. Mission priorities continue to be focused on community lifeline stabilization and expanding recovery operations, including the activation of recovery support functions and additional disaster survivor assistance teams to increase access to individual assistance programs.

FEMA / Federal Response:

- Region I: IMAT deployed to Tampa, FL
- Region III: RWC returned to monitoring; LNO and IMAT demobilized from VA
- Region IV: RRCC at Level II, 24/7 with modified night shift
 - IMAT-1 deployed to FL EOC; IMAT-2 deployed to Ft. Myers, FL
 - LNOS deployed to FL, GA, SC, and NC
- Region VIII: IMAT deployed to Kissimmee, FL
- FEMA HQ: NRCC is Fully Activated 24/7, w/all ESFs, LNOs
 - National IMAT White deployed to FL EOC
 - Elements of National IMAT Blue deployed to FL EOC
 - Elements of National IMAT Gold deployed to Ft. Myers, FL
 - US&R White IST deployed to Orlando, FL; Federal Search and Rescue Coordination Group demobilized
 - 3-Type 1 (VA-TF2, OH-TF1, IN-TF1), 8-Type 3 US&R task forces (VA-TF1, TX-TF1, PA-TF1, MD-TF1, MO-TF1, NJ-TF1, NY-TF1, MA-TF1) and 22-Canine Search Teams – Human Remains Detection are conducting search and rescue operations in support of FL.
 - National Responder Mobilization team established a Personnel Mobilization Center (PMC) in Dallas, TX; GA PMC Annex established
 - HHS: 7 DMATs deployed FL (Lee, Sarasota, and Charlotte counties)
 - DHS: Surge Capacity Force activated
 - HQ Logistics: SMTs at Maxwell, AFB (Montgomery, AL)



State / Local Response:

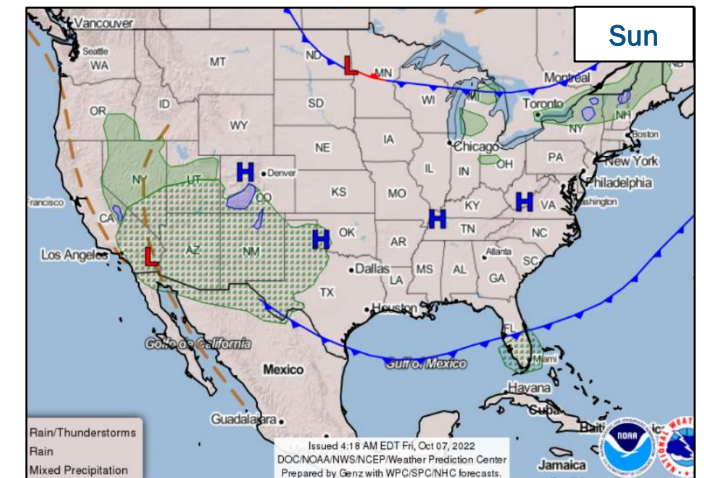
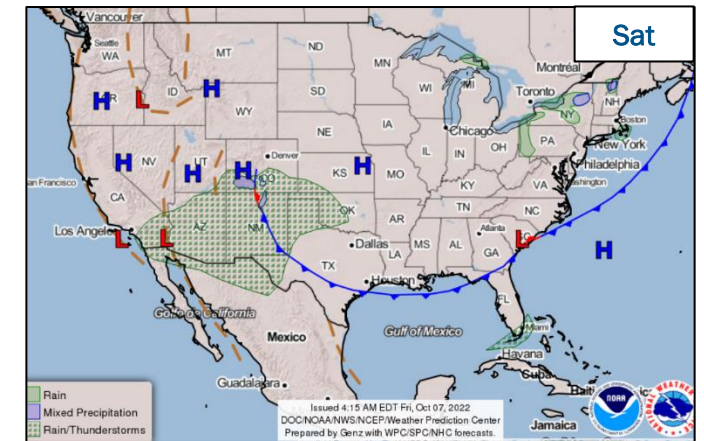
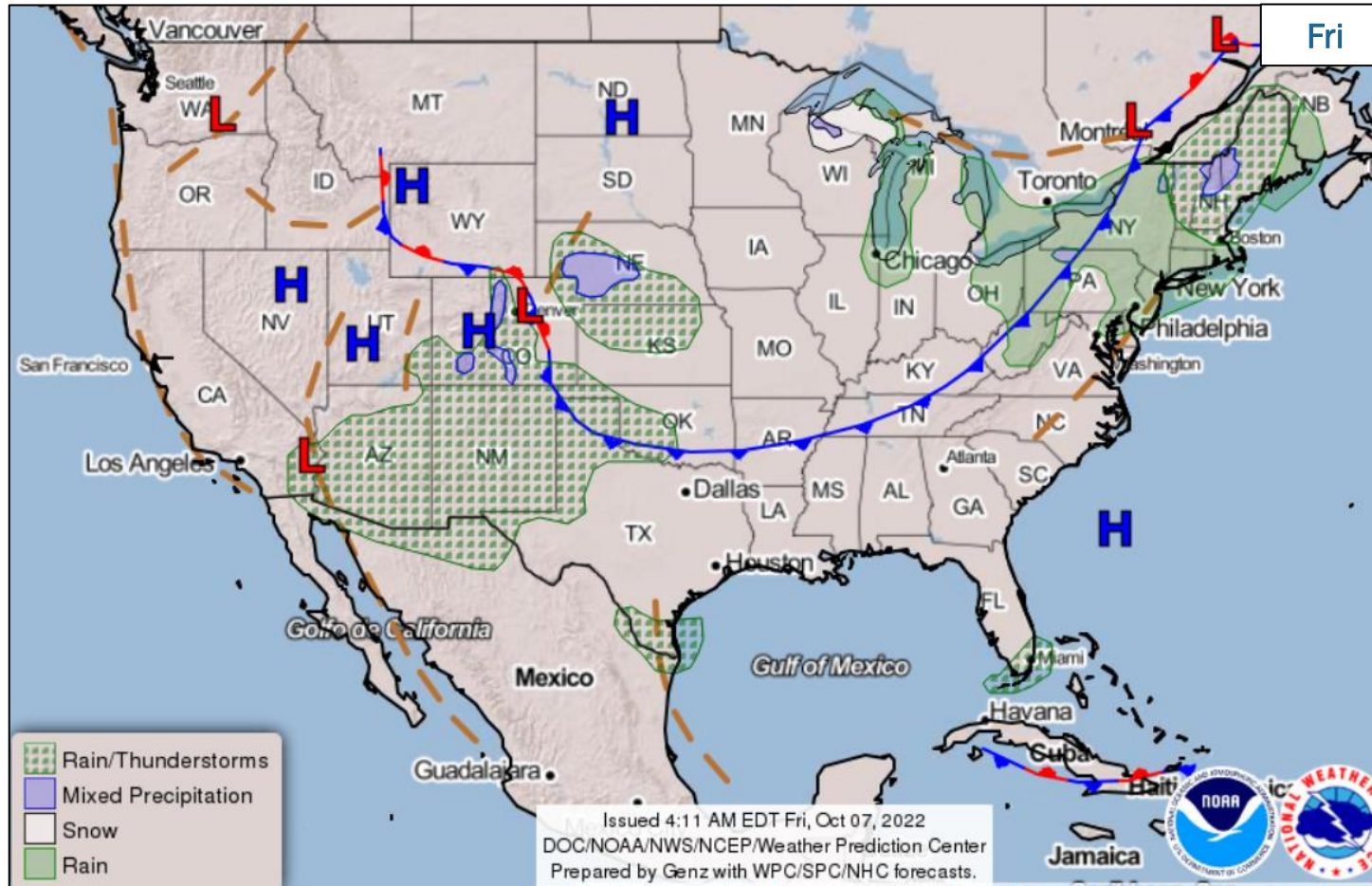
- FL EOC at Full Activation; Governor declared a State of Emergency; FEMA-3584-EM-FL, FEMA-4673-DR-FL, and FEMA-4675-DR-STOF approved
- VA EOC at Monitoring (TC Ian); Governor declared a State of Emergency
- NC and SC EOC's at Normal Operations; Governors declared a State of Emergency
- GA EOC at Partial Activation (Ian), Governor declared a State of Emergency



FEMA

National Watch Center

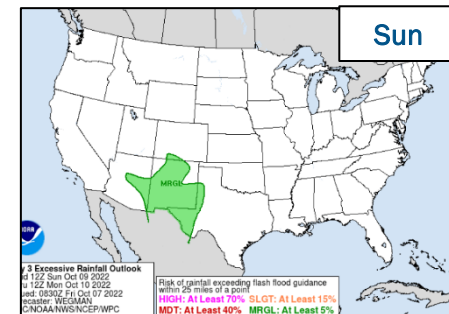
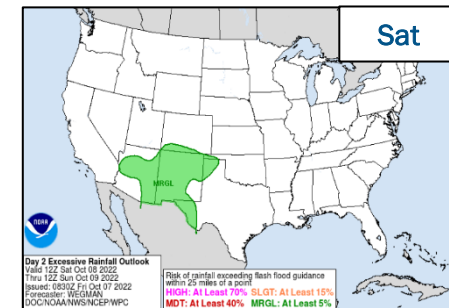
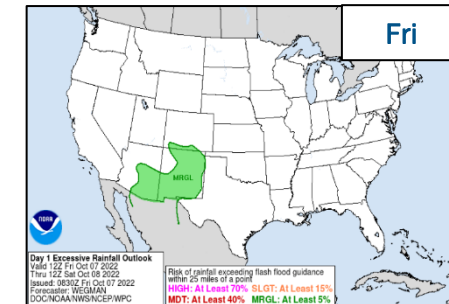
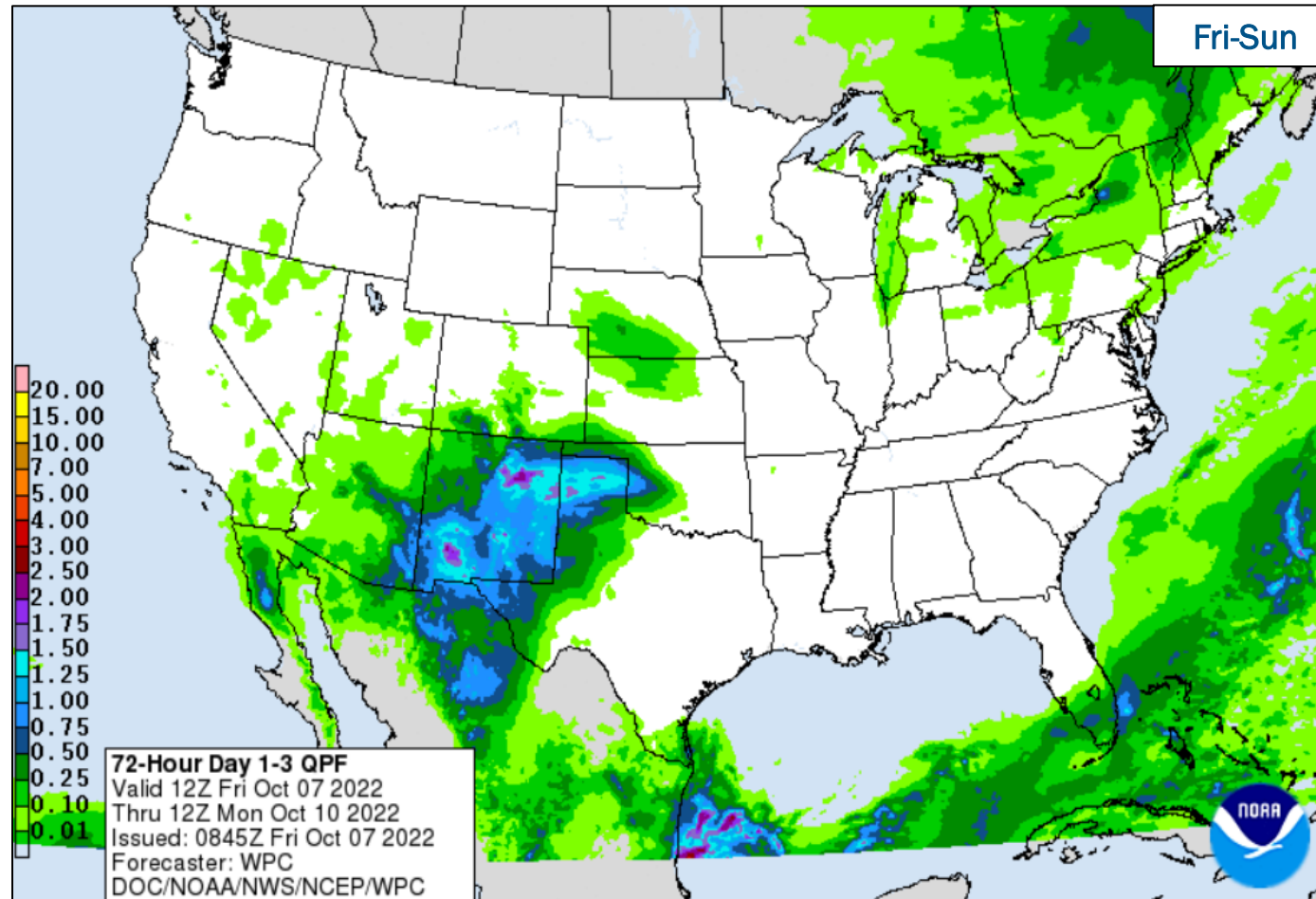
National Weather Forecast



FEMA

National Watch Center

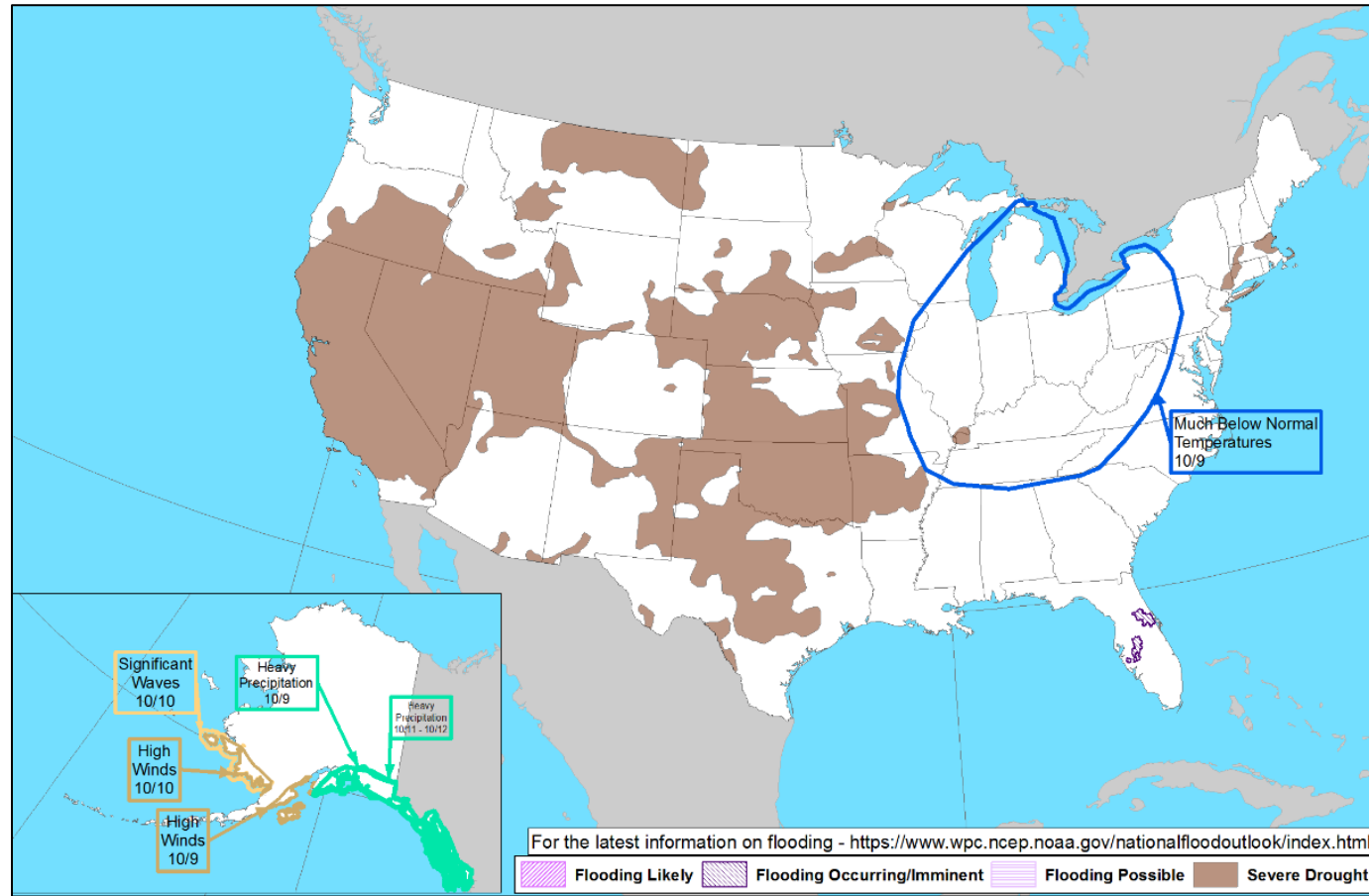
Precipitation & Excessive Rainfall



FEMA

National Watch Center

Hazards Outlook – Oct 9-13



FEMA

FEMA Common Operating Picture

15

Joint Field
Offices

9

Virtual Joint
Field Offices

55

Major
Disasters

11

Emergency
Declarations

Friday
October 7, 2022
8:00 a.m. ET

FEMA HQ

NWC

NRCC

Monitoring

Activated

FEMA REGIONS

Watch

RRCC

Monitoring

I

Rostered

Monitoring

II

Level III

Monitoring

III

Rostered

Monitoring

IV

Level II

Monitoring

V

Rostered

Monitoring

VI

Rostered

Monitoring

VII

Rostered

Monitoring

VIII

Rostered

Monitoring

IX

Rostered

Monitoring

X

Rostered

Notes:

RWCs/RRCCs:

• NRCC: TC Ian

• RII RRCC: TC Fiona

• RIV RRCC: TC Ian

STATE EOCs:

• NJ: Remnants of Ida

• NJ/WA: Monkeypox

• CO/NJ: Avian Influenza

• PR: TC Fiona

• FL/GA/VA: TC Ian

• GA/KY/MN/

• NM: Flooding

• GA: Supply Chain

• Disruptions

• MS: Jackson Water Crisis

• TN: Severe Weather

• IL: SW Border Bus

• Reception and

• Coordination

• AZ/CO/NM/WA: Wildfires

• KS: All Hazard

• AS: Seismic Activity

• AK: West Coast Storm

Surge Capacity Force

Rostered:

7,626 (+12)

Deployed:

79 (+26)

N-IMATs

1 Team Available

Red

White

FL

Blue

PR/FL

Gold

FL

R-IMATs

4-6 Teams Available

I

FL

II

PR

III

Demobilizing

IV-1

FL

IV-2

FL

V

PR

VI-1

Personnel

VI-2

VII

Reconstituting

VIII

FL

IX-1

Personnel

IX-2

X

AK

Fully Mission Capable (FMC)

Partially Mission Capable (PMC)

Not Mission Capable (NMC)

Deployed

REGIONAL BREAKDOWN			
	JFO/VJFO	DR	EM
I	3/0	7	1
II	3/3	6	3
III	1/0	2	0
IV	1/1	6	4
V	1/0	3	0
VI	1/1	3	3
VII	2/1	4	0
VIII	1/1	4	0
IX	0/1	6	0
X	2/1	14	0

Anchorage, AK
DR-4672-AK
• RX IMAT
• MERS

FEMA HQ

Regional Offices

Joint Field Offices

Pre-Positioned Sites

Federal Staging Area

Incident Support Base

Distribution Center

FMAG Approvals

State Activation

Full

Partial

Monitoring

Declared Counties

IM Workforce

13,515 (+3) Assigned
4,444 (-4) Unavailable
7,052 (+29) Deployed

15% / 2,019 (-22) Available

IM Cadre Availability ≤ 25% Availability

Civil Rights: 7% (8/117); Disability Integration: 9% (6/65); Disaster Survivor Assistance: 22% (238/1098) External Affairs: 8% (37/487); Environment & Historic Preservation: 23% (201/859); Field Leadership: 13% (18/141); Hazard Mitigation: 12% (150/1,301); Human Resources: 17% (29/171); Individual Assistance: 3% (77/2,557); Interagency Recovery Coordination: 10% (29/284); Information Technology: 17% (104/604); Logistics: 14% (193/1,369); Operations: 6% (23/366); Public Assistance: 18% (421/2,316); Planning: 8% (39/485); Safety: 14% (11/76); Security: 19% (27/139)

MERS

33 - 65%

36 Assigned
0 Unavailable
15 Deployed

21 Available

US&R

33 - 65%

28 Assigned
1 Unavailable
11 Deployed

16 Available

FCO

≤ 1 Type I

51 Assigned
2 (+1) Unavailable
43 (-1) (27 FCOR) Deployed

6 Available

Joint Preliminary Damage Assessments

Region	State / Location	Incident	IA	Number of Counties		Start – End
			PA	Requested	Complete	
III	WV	Severe Storms and Flooding Jul 12-13	IA	0	0	N/A
			PA	1	0	8/26 – TBD
		Severe Storms and Flooding Jul 12 – Aug 15	IA	2	2	9/27 – 9/29
			PA	7	0	9/27 – TBD
VI	NM	Monsoons Jun 20 and continuing	IA	12	0	TBD
			PA	12	12	6/22 – 10/3
IX	CA	September Extreme Heat and Wildfires Aug 31 and continuing	IA	5	5	9/29 – 10/3
			PA	5	0	10/4 – TBD



FEMA

Declaration Requests in Process – 3

State / Tribe / Territory – Incident Description	Type	IA	PA	HM	Requested
IL – Severe Storms and Flooding	DR	X		X	Aug 30
OR – Wildfires and Straight-line Winds	EM		X		Sep 9
GA – Flooding	DR	X			Oct 4



FEMA



FEMA

Helping people before, during, and after disasters.



Scan to subscribe to this briefing.