

The Disaster Center is dedicated to the idea that disaster mitigation is cost effective and individuals pursuing their own interest are the greatest potential force for disaster reduction.

Please consider making a small donation to the Disaster Center



When disaster mitigation is cost effective, we are on the road to bringing disasters to an end.



FEMA

Daily Operations Briefing

Sunday, January 6, 2019

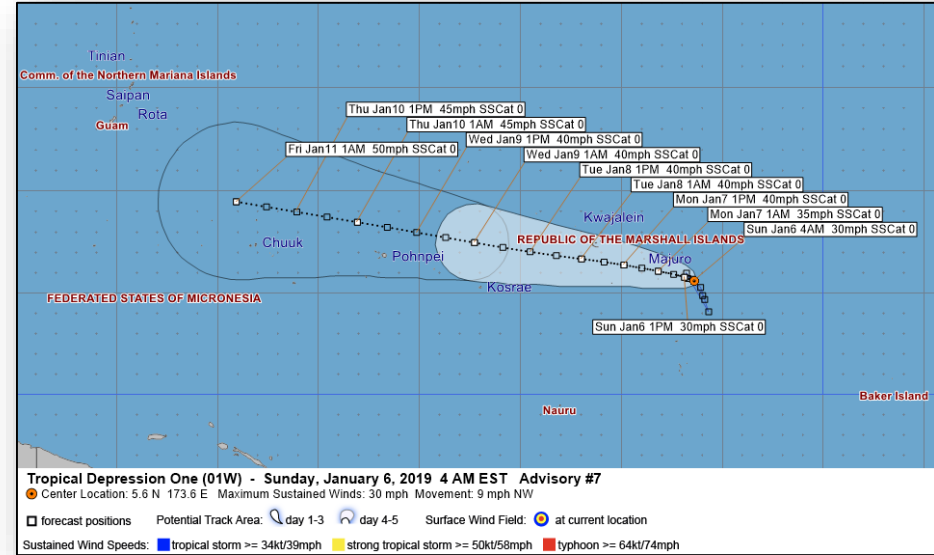
8:30 a.m. EST

Tropical Outlook – Western Pacific

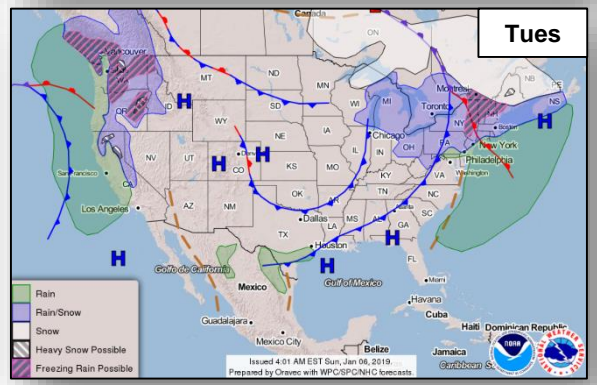
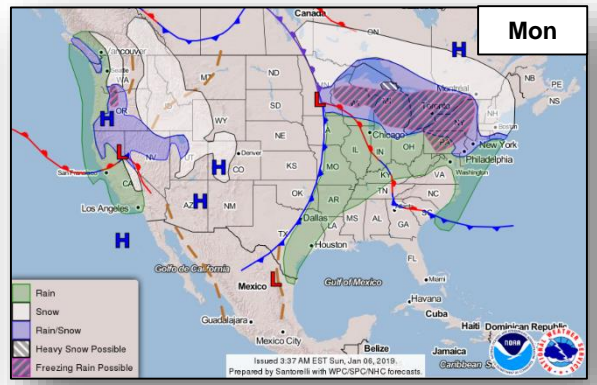
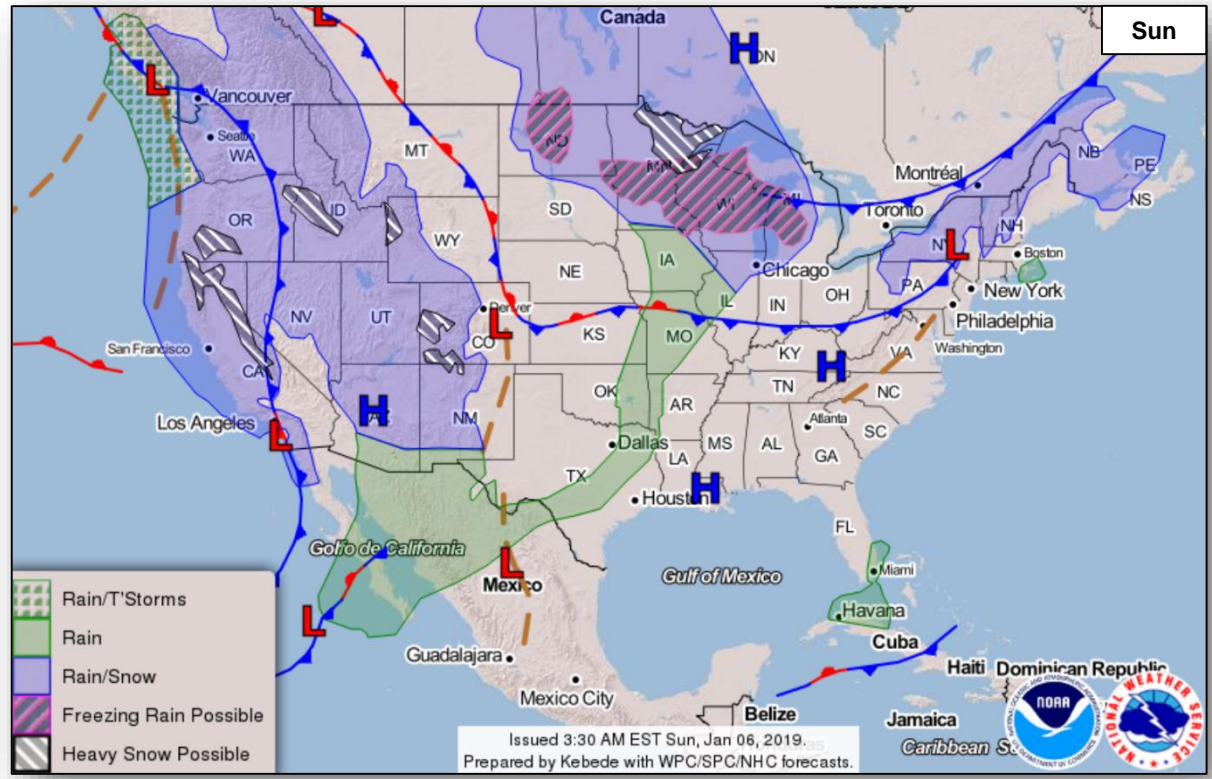


Tropical Depression 01W (Advisory #7 as of 4:00 a.m. EST)

- About 2,000 miles east-southeast of Guam
- Moving northwest at 9 mph; maximum sustained winds of 30 mph
- Little changes in strength is expected over the next couple of days, with some gradual intensification possible after that
- No threat to the U.S.



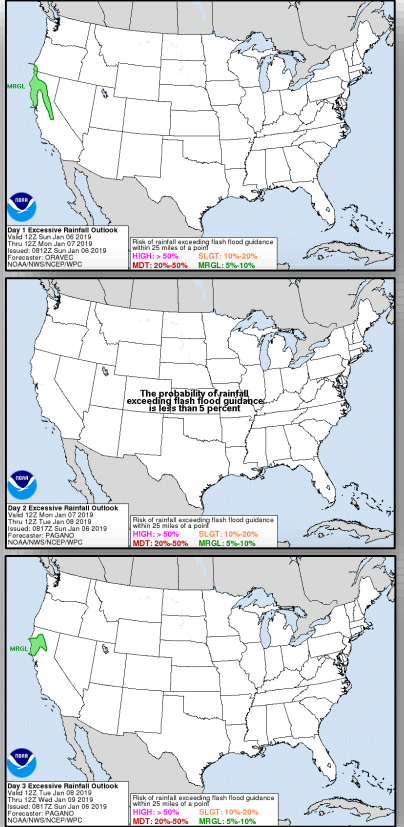
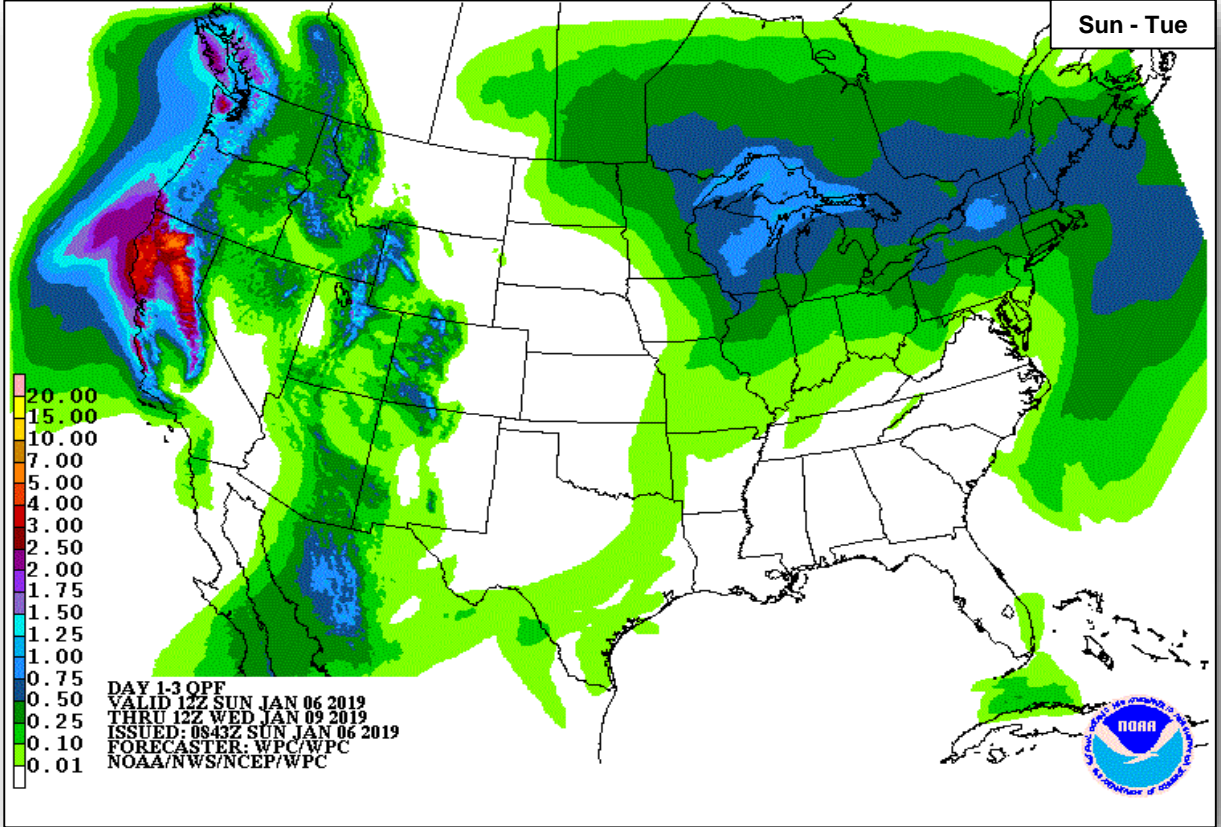
National Weather Forecast



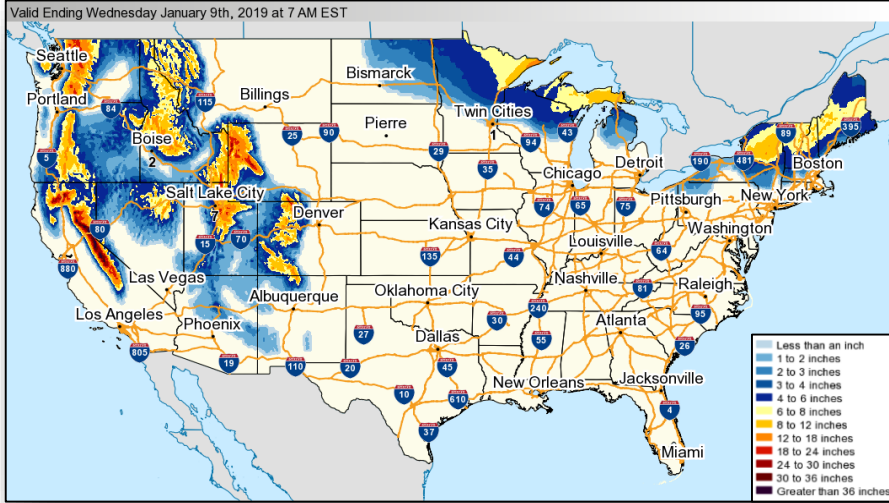
Precipitation / Excessive Rainfall Forecast



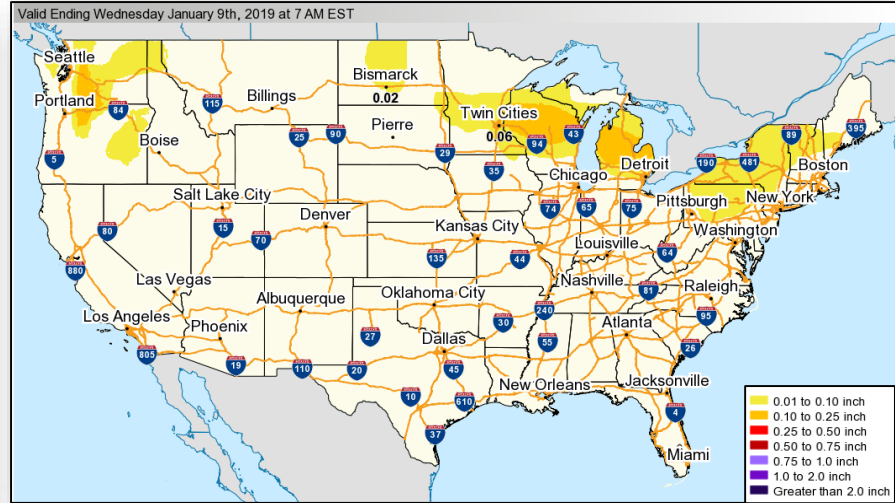
FEMA



Winter Precipitation Outlook



Forecast Snowfall

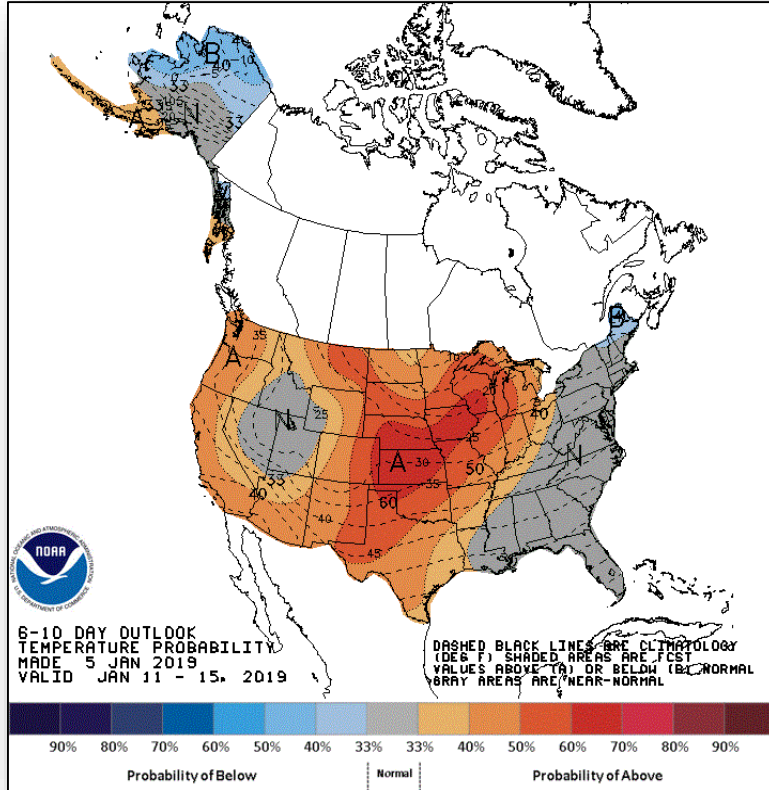


Forecast Ice Accumulation

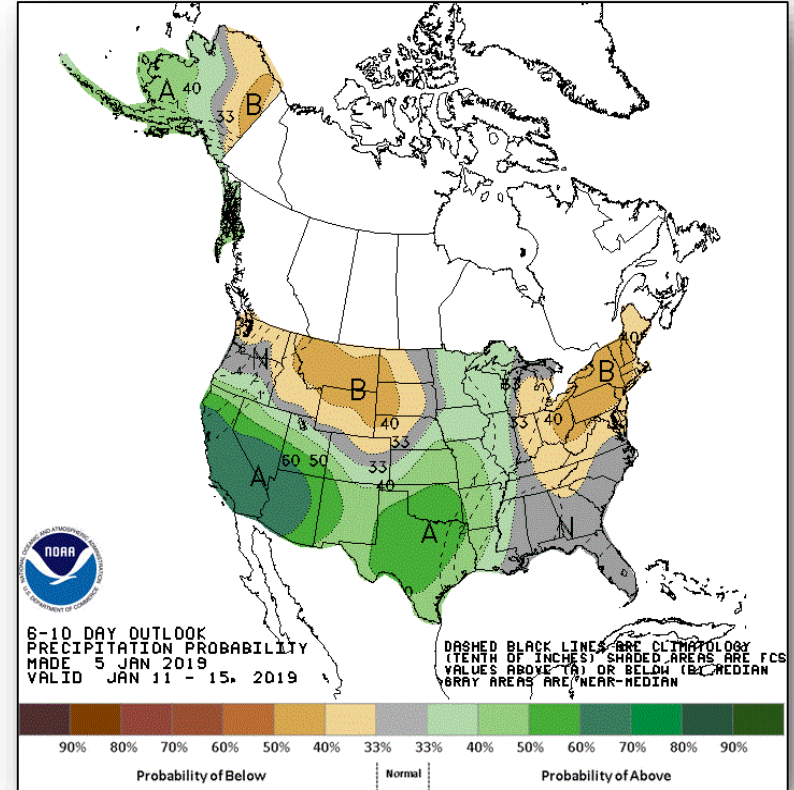
Long Range Outlooks – Jan 11-15



FEMA



6 - 10 Day Temperature Probability



6 - 10 Day Precipitation Probability

Joint Preliminary Damage Assessments



FEMA

Region	State / Location	Event	IA / PA	Number of Counties		Start – End
				Requested	Completed	
VI	TX	Flooding September 10, 2018 and continuing	IA	4	4	10/31 – 12/11
			PA	51	33	10/29 – TBD

Disaster Requests & Declarations



FEMA

Declaration Requests in Process					Requests APPROVED (since last report)	Requests DENIED (since last report)
5	IA	PA	HM	Date Requested	0	0
LA – (Appeal) DR Flooding		X	X	October 26, 2018		
TX – DR Severe Storms and Flooding	X	X	X	October 30, 2018		
KS – DR Severe Storms, Straight-line Winds, and Flooding		X	X	November 14, 2018		
MN – DR Severe Storms and Flooding		X	X	November 27, 2018		
NC – DR Tropical Storm Michael		X	X	December 11, 2018		

Readiness – Deployable Teams and Assets



FEMA

National and Regional Resources		Cadres with 25% or Less Availability	
IM Workforce	Strength: 12 ,679	EHP 11% (48/451); ER 16% (7/43); FL 23% (38/163); HM 23% (240/1060); LOG 17% (220/1295); PA-NEW 13% (265/2059); PLAN 24% (85/361); SAF 22% (13/58); SEC 16% (19/121)	
	Available: ▲ 4,139 / 33%		
	Other: 3,322		
	Deployed: ▼ 5,218		
N-IMATs	East: Available	Field Office Staging Area ★ JFOs: 18 DRs: 51 EMs: 1 Deployed Teams (Location)	
West: Deployed			
Assigned: 13			
Regional IMATs (4-6 Teams)	Available: 4 (+1)		
	PMC / NMC: 6 (-1)		
	Deployed: 3		
N-ISB Teams (0 Teams)	Team A: Deployed		
	Team B: Deployed		
	Team C: Deployed		
US&R (>66%)	Assigned: 28		
	Available: 27		
	PMC / NMC: 1		
	Deployed: 0		
MERS (>66%)	Assigned: 36		
	Available: 36		
	PMC / NMC: 0		
	Deployed: 0		
FCO (=2 Type I)	Assigned: 30		
	Available: 4		
	PMC / NMC: 0		
	Deployed: 26		
FDRC (≥1)	Assigned: 13		
	Available: 5		
	PMC / NMC: 0		
	Deployed: 8		

FEMA Readiness – Activation Teams



FEMA

Status		Activated Team	Activation Level	Activation Times	Reason / Comments
NWC (5 Teams)	Available				
NRCC (2 Teams)	Available	Gold			
HLT	Available				
RWC / MOCs (10 Regions)	Steady State				
RRCCs (10 Regions)	Available				

Backup Regions: **I, II, and VI**



FEMA

FEMA's mission is helping people before, during, and after disasters.

Click [here](#) to subscribe to this briefing.