

The Disaster Center is dedicated to the idea that disaster mitigation is cost effective and individuals pursuing their own interest are the greatest potential force for disaster reduction.

Please consider making a small donation to the Disaster Center



When disaster mitigation is cost effective, we are on the road to bringing disasters to an end.



FEMA

Daily Operations Briefing

Saturday, January 26, 2019

8:30 a.m. EST

Significant Activity – Jan 25-26



FEMA

Significant Events: None

Significant Weather:

- Heavy lake effect snow – Great Lakes
- Winter Storm Warnings – Upper Michigan and portions of NY

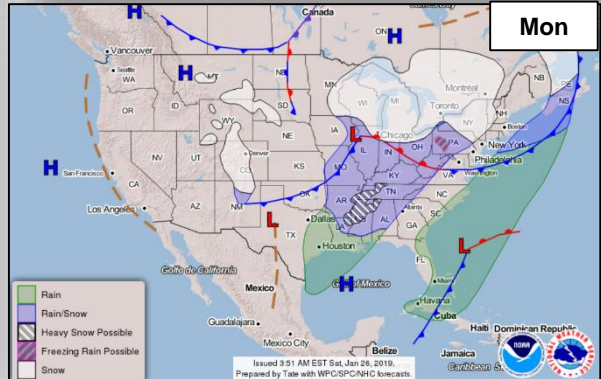
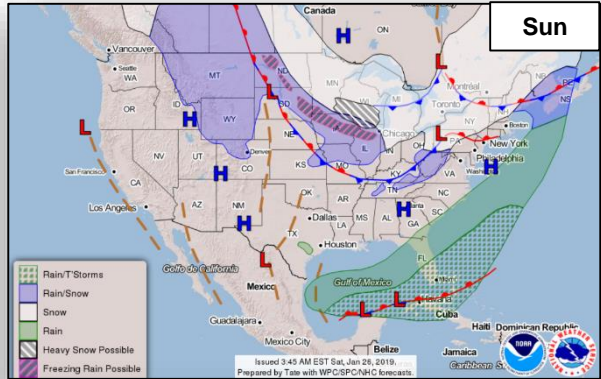
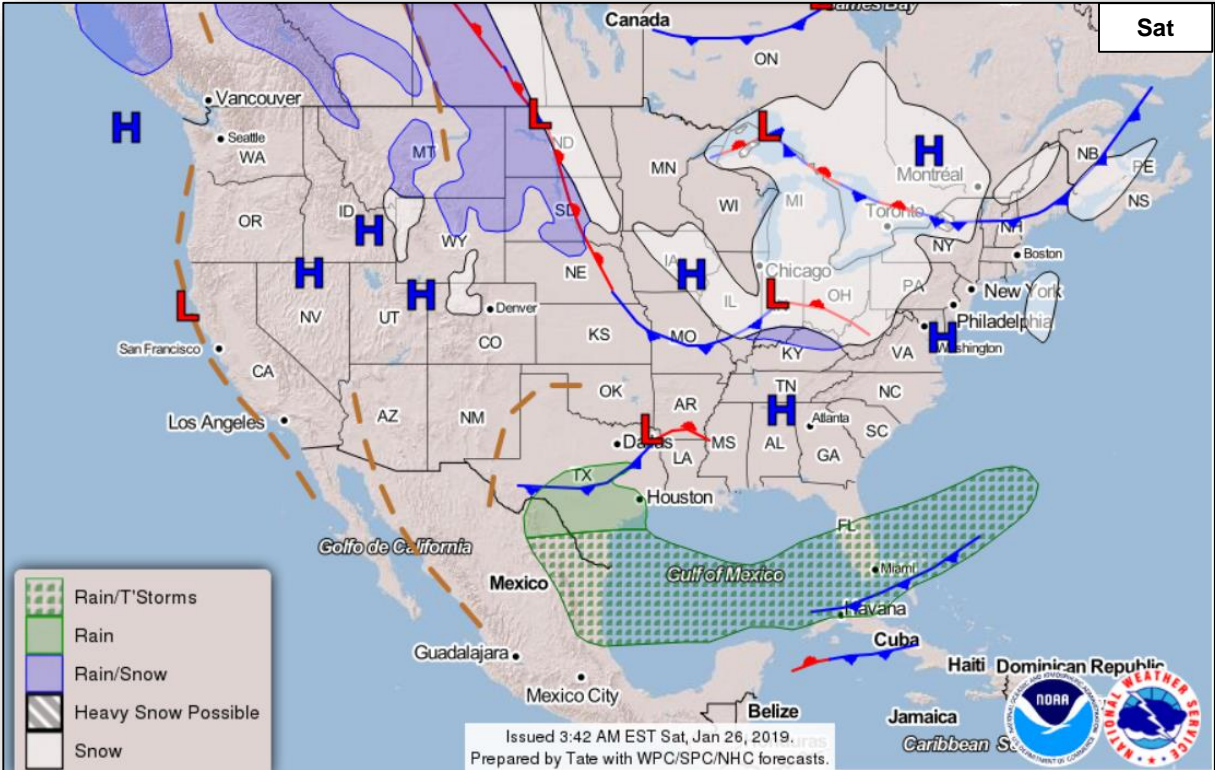
Tropical Activity: Western Pacific – No activity affecting U.S. interests

Declaration Activity: None

National Weather Forecast



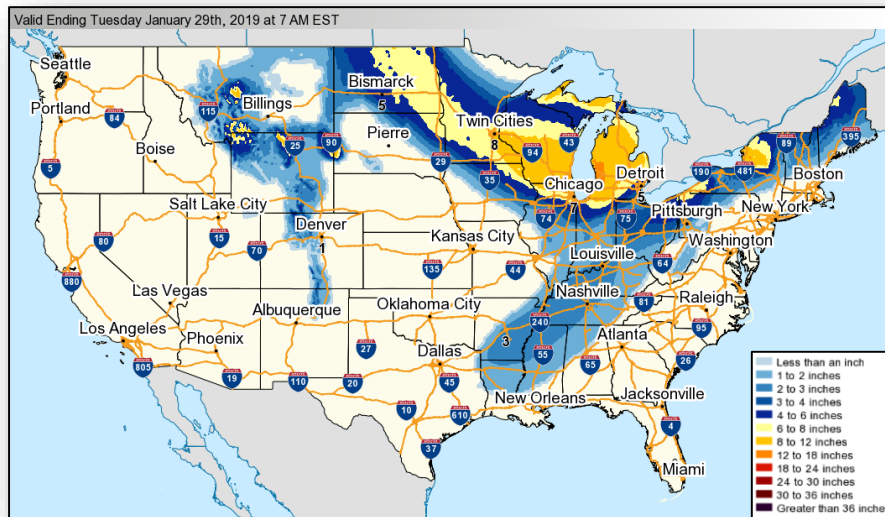
FEMA



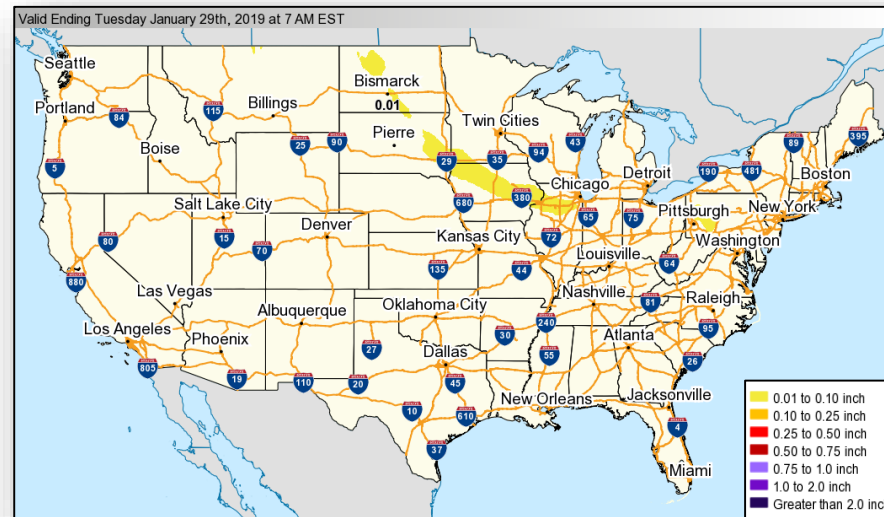
Winter Precipitation Outlook



FEMA



Forecast Snowfall

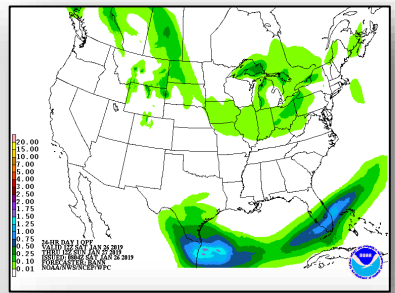
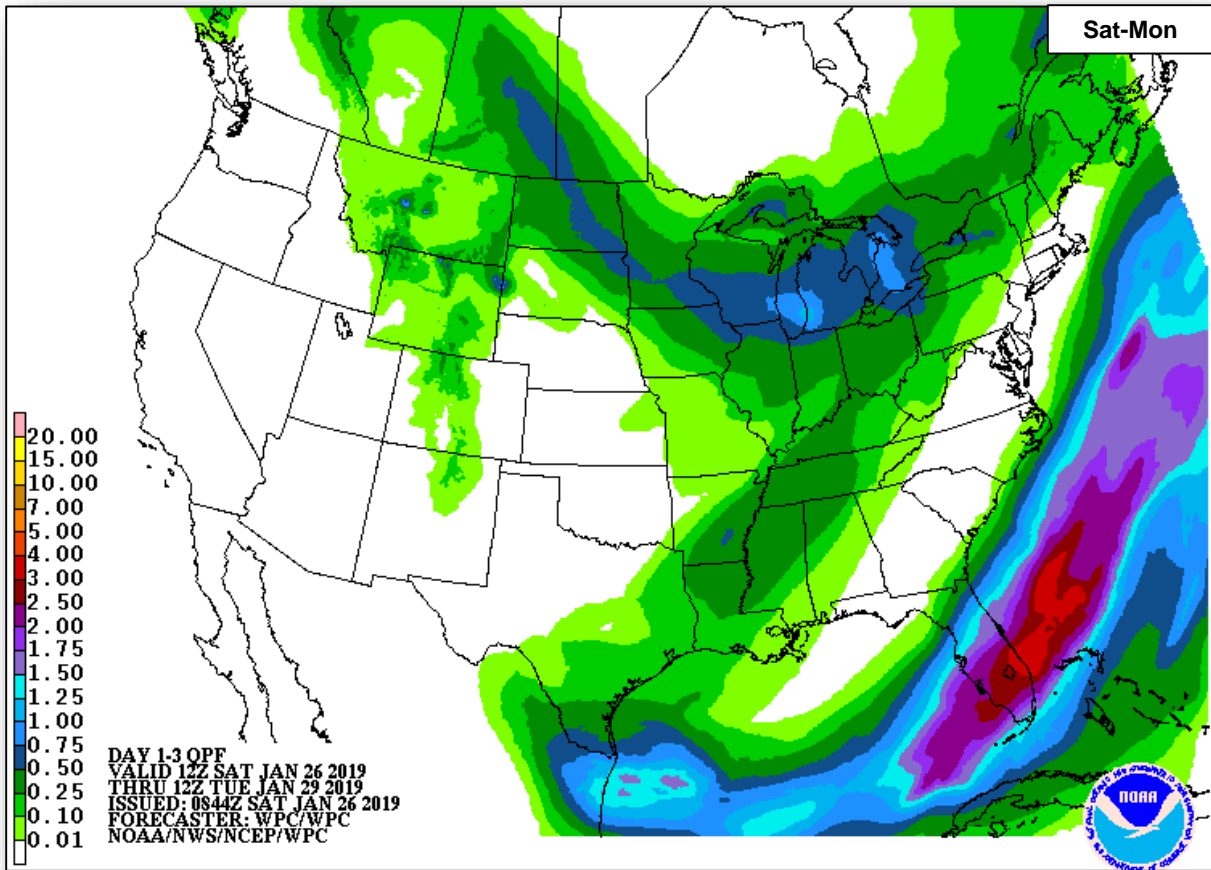


Forecast Ice Accumulation

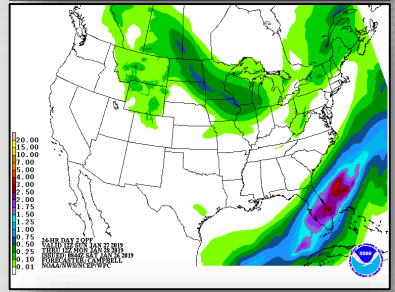
Precipitation Forecast



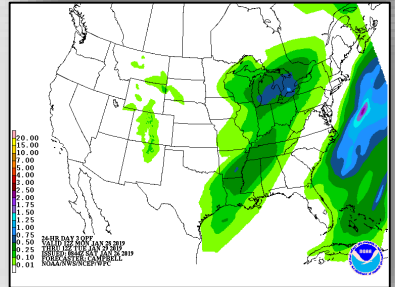
FEMA



Sat



Sun

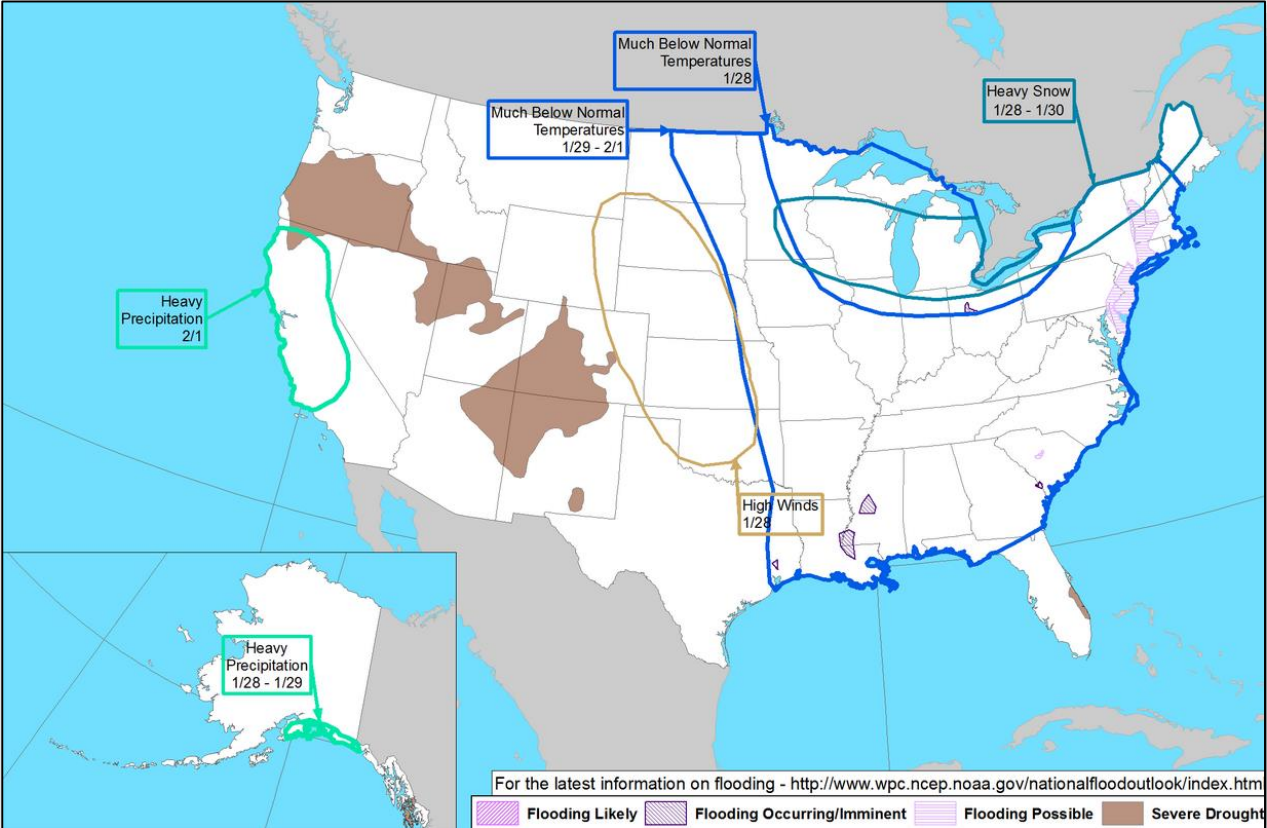


Mon

Hazards Outlook – Jan 28- Feb 1



FEMA



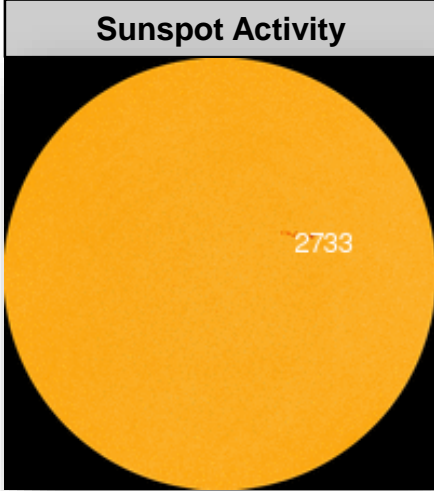

Space Weather



FEMA

	Space Weather Activity	Geomagnetic Storms	Solar Radiation	Radio Blackouts
Past 24 Hours	None	None	None	None
Next 24 Hours	None	None	None	None

For further information on NOAA Space Weather Scales refer to: <http://www.swpc.noaa.gov/noaa-scales-explanation>



Joint Preliminary Damage Assessments



FEMA

Region	State / Location	Event	IA / PA	Number of Counties		Start – End
				Requested	Completed	
IV	MS	Severe Weather December 27, 2018	IA	0	0	N/A
			PA	11	0	TBD

Disaster Requests & Declarations



FEMA

Declaration Requests in Process					Requests APPROVED (since last report)	Requests DENIED (since last report)
6	IA	PA	HM	Date Requested	0	0
LA – (Appeal) DR Flooding		X	X	October 26, 2018		
TX – DR Severe Storms and Flooding	X	X	X	October 30, 2018		
KS – DR Severe Storms, Straight-line Winds, and Flooding		X	X	November 14, 2018		
MN – DR Severe Storms and Flooding		X	X	November 27, 2018		
NC – DR Tropical Storm Michael		X	X	December 11, 2018		
AK – DR Earthquake	X	X	X	January 3, 2019		

Readiness – Deployable Teams and Assets



FEMA

National and Regional Resources		Cadres with 25% or Less Availability	
IM Workforce	Strength: 12,692	EHP 10% (43/453); ER 16% (7/43); FL 20% (33/164); HM 22% (227/1058); LOG 22% (281/1293); PA-NEW 10% (199/2061); SAF 20% (12/59); SEC 16% (19/121)	
	Available: 4,210 / 33%		
	Other: 3,388 Deployed: 5,094		
N-IMATs	East: Available West: Available		
Regional IMATs (≤ 3 Teams)	Assigned: 13		
	Available: 3		
	PMC / NMC: 6 Deployed: 4		
N-ISB Teams (3 Teams)	Team A: Available		
	Team B: Available		
	Team C: Available		
US&R (>66%)	Assigned: 28		
	Available: 27		
	PMC / NMC: 1 Deployed: 0		
MERS (>66%)	Assigned: 36		
	Available: 36		
	PMC / NMC: 0 Deployed: 0		
FCO (=2 Type I)	Assigned: 30		
	Available: 3		
	PMC / NMC: 0 Deployed: 27		
FDRC (= 2)	Assigned: 13		
	Available: 2		
	PMC / NMC: 0 Deployed: 11		

As of 3:00 a.m. EST Jan 26, 2019 Created by: FEMA NWC

Field Office Staging Area

JFOs: 15 / VJFOs: 5

DRs: 46

EMs: 1

Deployed Teams

Natural Gas Outage
Newport, RI
RI LNOs/IMAT

FEMA Readiness – Activation Teams



FEMA

Status		Activated Team	Activation Level	Activation Times	Reason / Comments
NWC (5 Teams)	Available				
NRCC (2 Teams)	Available	Gold			
HLT	Available				
RWC / MOCs (10 Regions)	Steady State				
RRCCs (10 Regions)	Available				

Backup Regions: VIII, IV, and II



FEMA

FEMA's mission is helping people before, during, and after disasters.

Click [here](#) to subscribe to this briefing.