

FEMA National Watch Center

Daily Operations Briefing

Tuesday, August 9, 2022

8:30 a.m. ET



FEMA

National Current Ops / Monitoring

New Significant Incidents / Ongoing Ops

- No new significant incidents

Hazard Monitoring

- Heavy rain and flash flooding – Northern Intermountain to Southwest; Middle Mississippi Valley to Tennessee and Ohio Valleys
- Tropical Activity:
 - Atlantic:
 - Disturbance 1: Low (30%)
 - Eastern Pacific:
 - Hurricane Howard (CAT 1); Disturbance 1: Medium (60%)
 - Central Pacific:
 - Disturbance 1: Low (30%)

Disaster Declaration Activity

- Approval: Major Disaster Declaration – MO

Event Monitoring

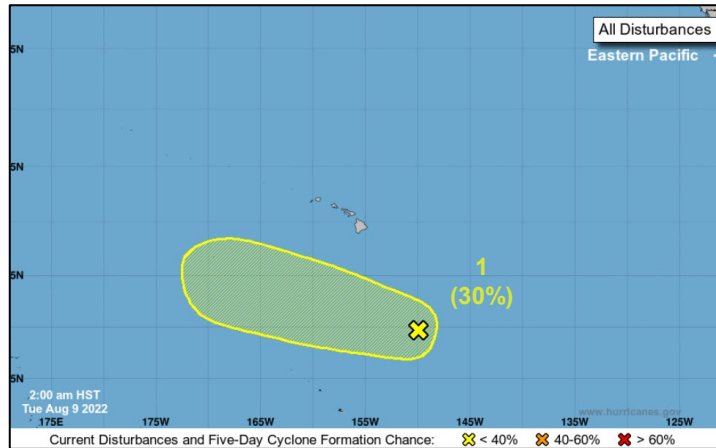
- No significant events



FEMA

Tropical Outlook – Five Day

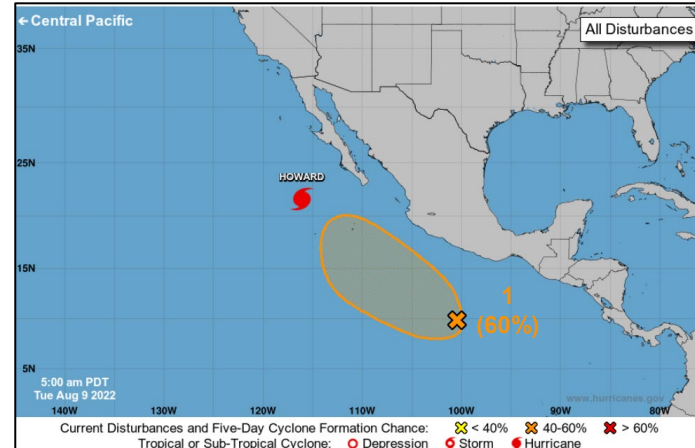
Central Pacific



Disturbance 1 (as of 8:00 a.m. ET)

- Could form around midweek several hundred miles SSE of the main Hawaiian Islands
- A Tropical depression could form later this week
- Formation chance – 48-hour: Low (10%); 5-day: Low (30%)

Eastern Pacific



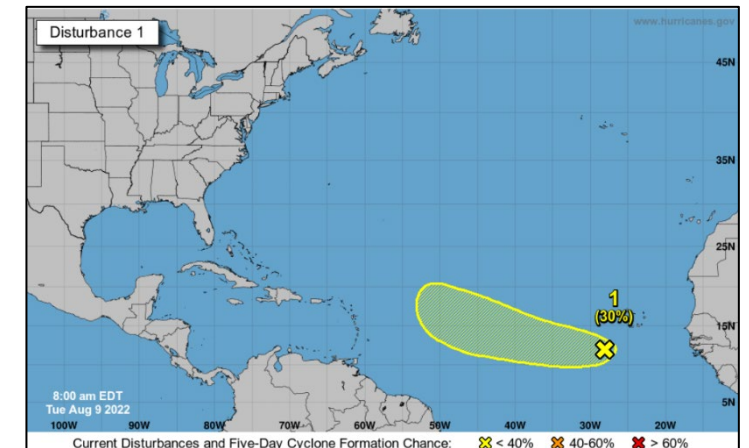
Hurricane Howard (CAT 1) (Advisory #12 as of 5:00 a.m. ET)

- Located 405 miles WSW of the southern tip of Baja California, Mexico
- Moving NW at 12 mph
- Maximum sustained winds 80 mph
- Forecast to weaken to a tropical storm tonight, and become post-tropical on Wednesday night or early Thursday
- Hurricane force winds extend 15 miles; tropical storm force winds extend outward up to 60 miles

Disturbance 1 (as of 8:00 a.m. ET)

- Located several hundred miles S of southern Mexico
- Tropical depression could form late this week
- Formation chance – 48-hour: Low (20%); 5-day: Med (60%)

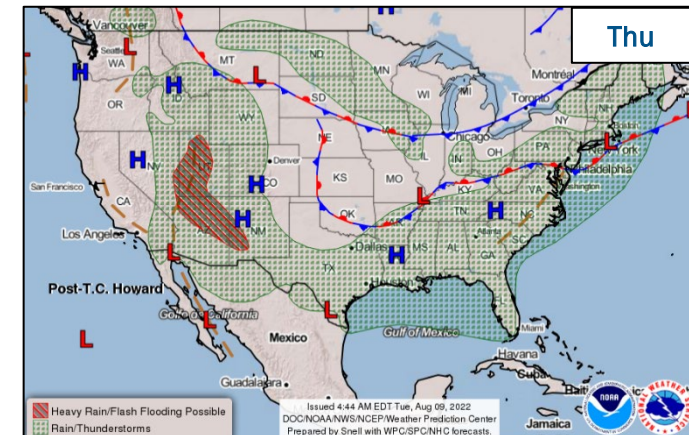
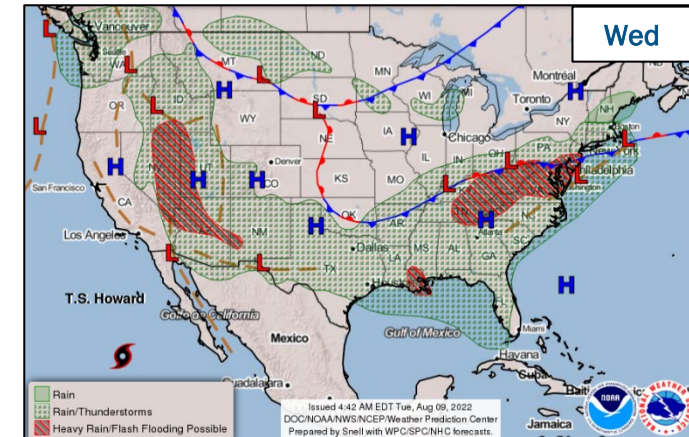
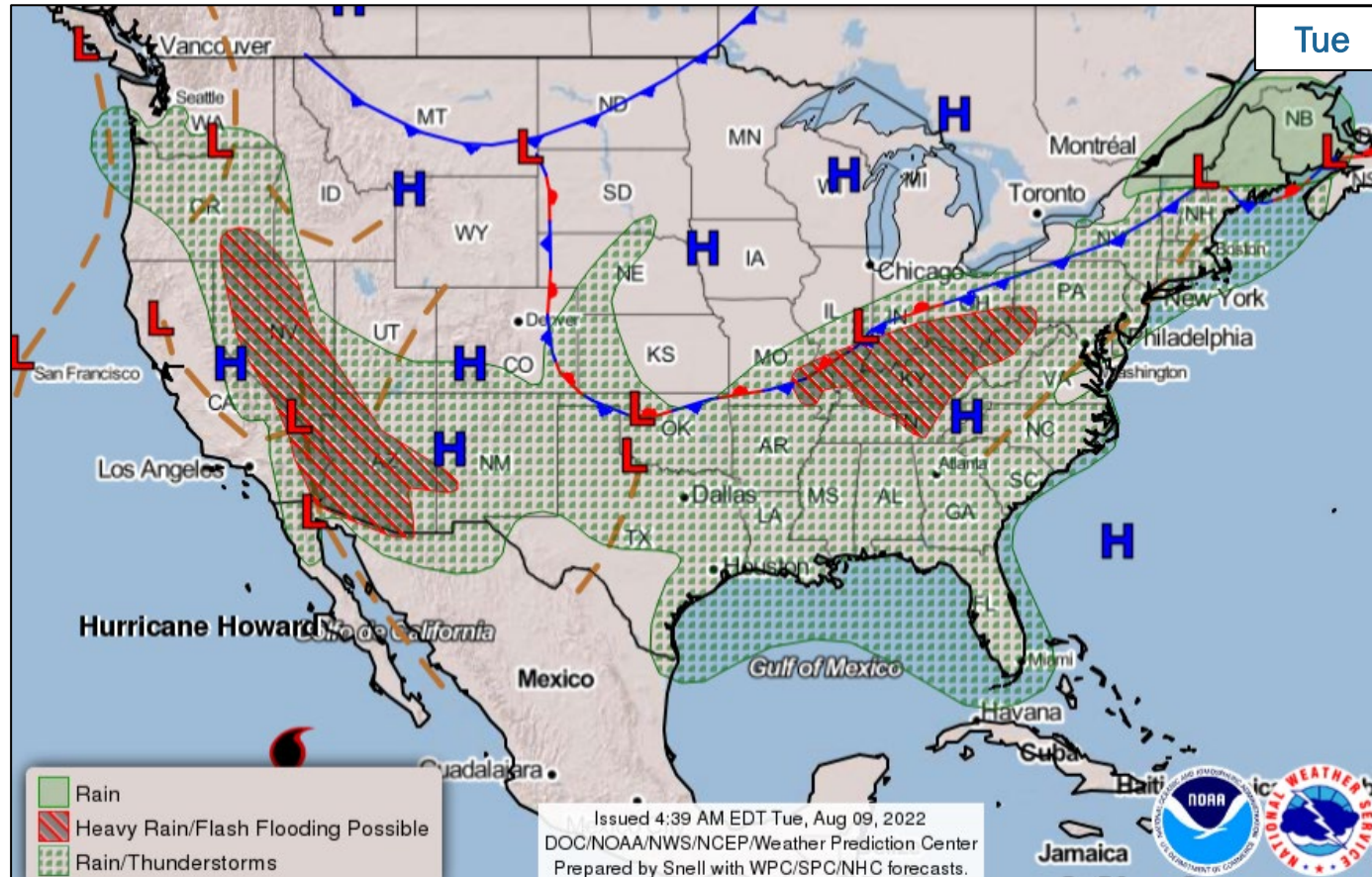
Atlantic



Disturbance 1 (Invest 97L) (as of 8:00 a.m. ET)

- Located a few hundred miles SW of the Cabo Verde Islands
- Moving WNW at 15-20 mph
- Some gradual development is possible over the next couple of days, but forecast to become less favorable by this weekend
- Formation chance – 48-hour: Low (20%); 5-day: Low (30%)

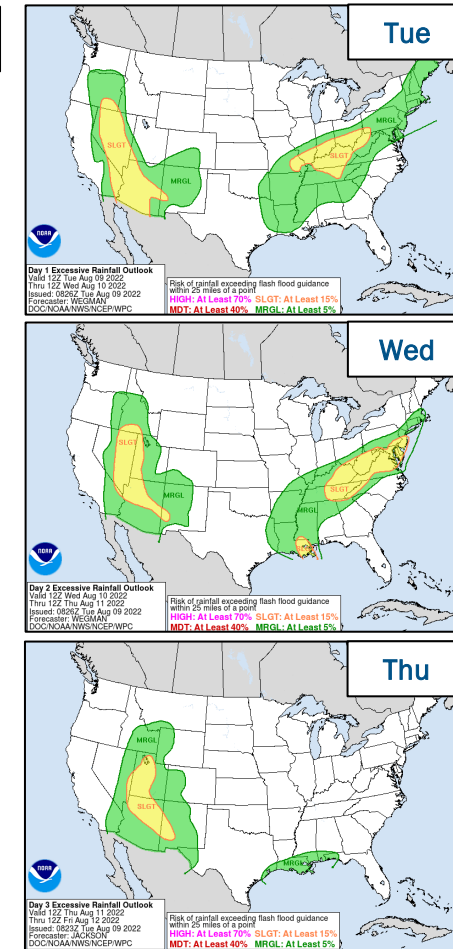
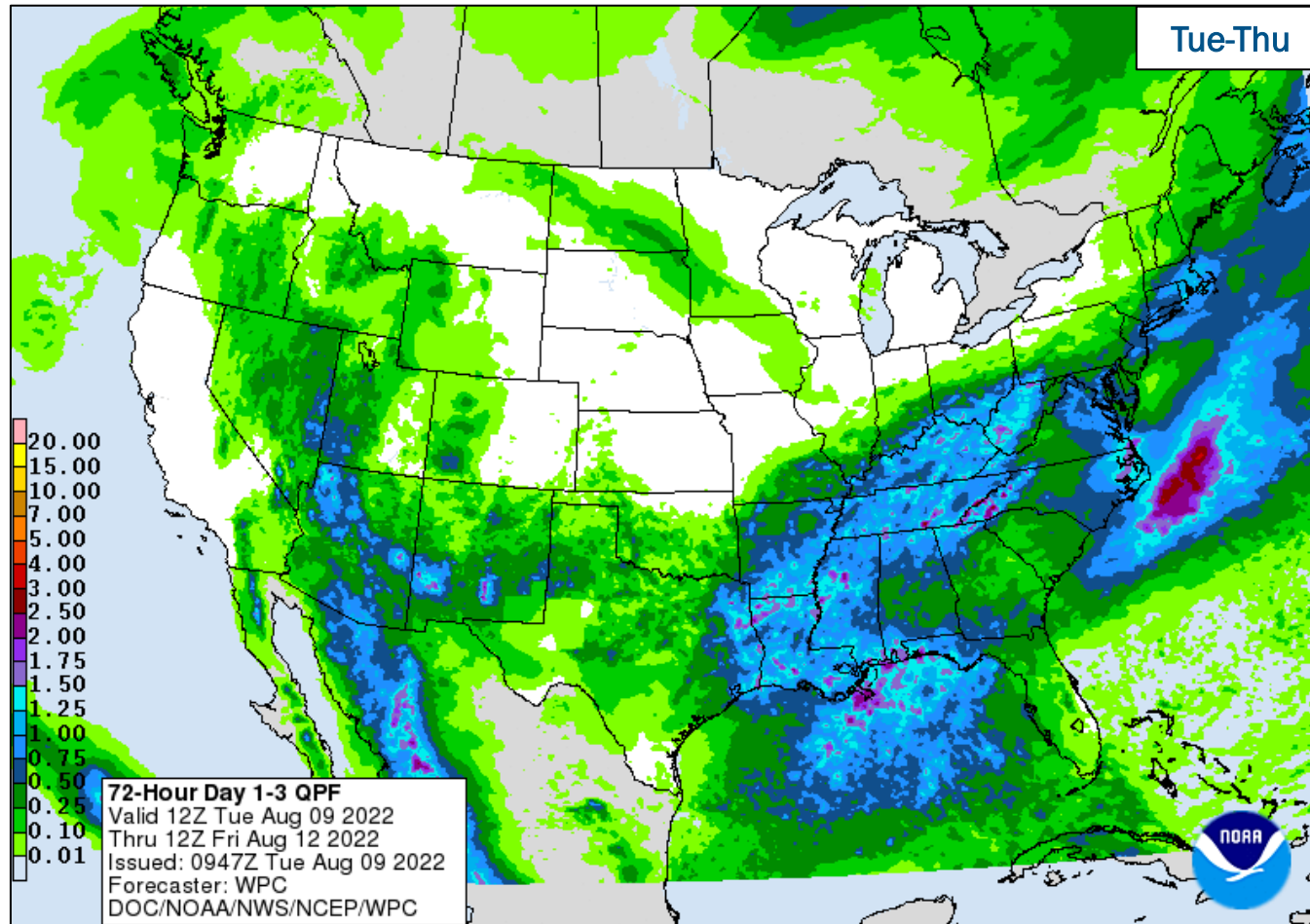
National Weather Forecast



FEMA

National Watch Center

Precipitation & Excessive Rainfall

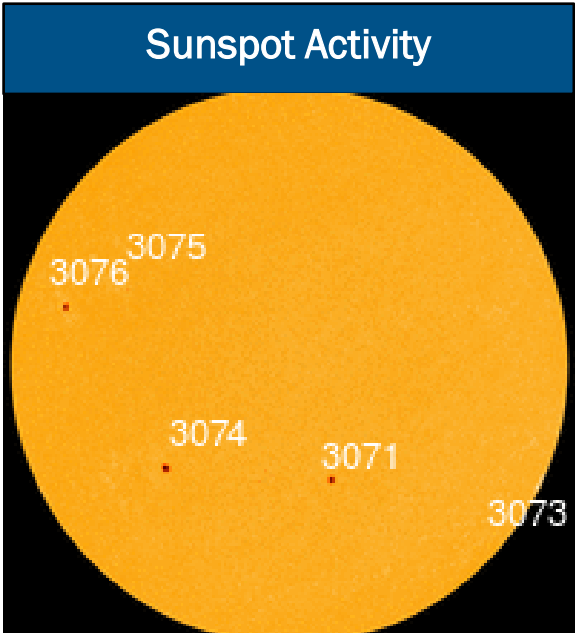
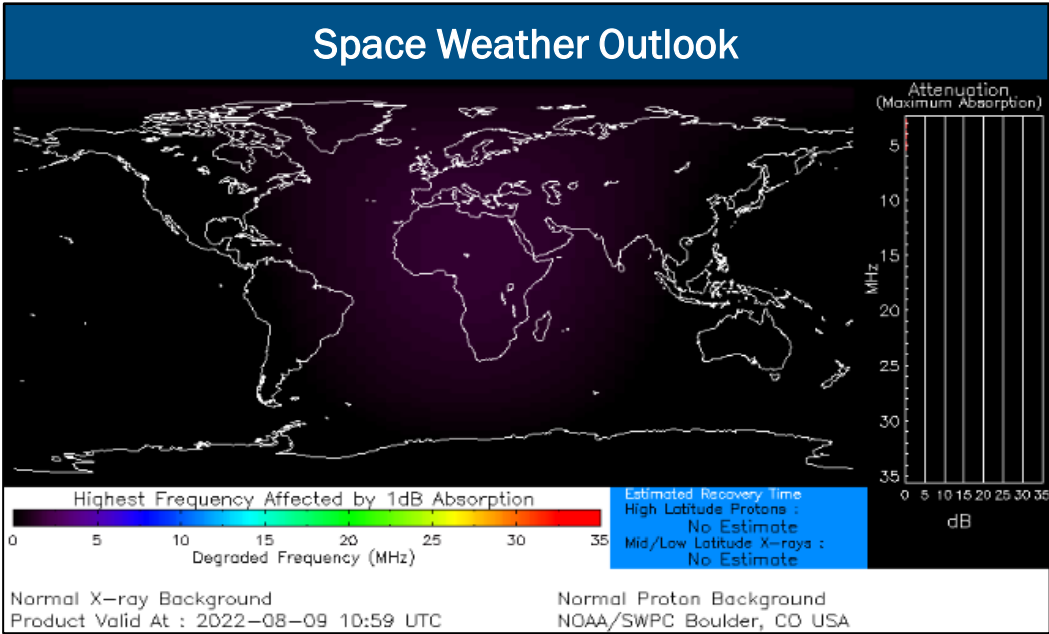


FEMA

National Watch Center

Space Weather Outlook

	Space Weather Activity	Geomagnetic Storms	Solar Radiation	Radio Blackouts
Past 24 Hours	Minor	G1	None	None
Next 24 Hours	Minor	G1	None	None
For further information on NOAA Space Weather Scales refer to: http://www.swpc.noaa.gov/noaa-scales-explanation For further information on Sunspot Activity refer to: https://www.swpc.noaa.gov/phenomena/sunspotssolar-cycle				



FEMA

Joint Preliminary Damage Assessments

Region	State / Location	Incident	IA	Number of Counties		Start – End
			PA	Requested	Complete	
III	VA	Severe Storms and Flooding Jul 13	IA	1	0	7/28 – TBD
			PA	1	0	7/28 – TBD
VI	MCN*	Tornadoes, Severe Storms, and Flooding May 2-5	IA	1	1	5/16 – TBD
			PA	1	0	5/16 – TBD

* Muscogee Creek Nation



FEMA

National Watch Center

Declaration Approval – Missouri

Declaration Type: Major Disaster Declaration – FEMA-4665-DR-MO
Requested: August 4, 2022

Date Approved: Aug 8, 2022

Incident: Severe Storms and Flooding

Incident Period: Jul 25-28, 2022

Approved:

- **IA and PA:** 2 counties and the Independent City of St. Louis
- **PA only:** 1 county
- **Hazard Mitigation:** Statewide
- **FCO:** DuWayne Tewes



- PA
- IA/PA



FEMA

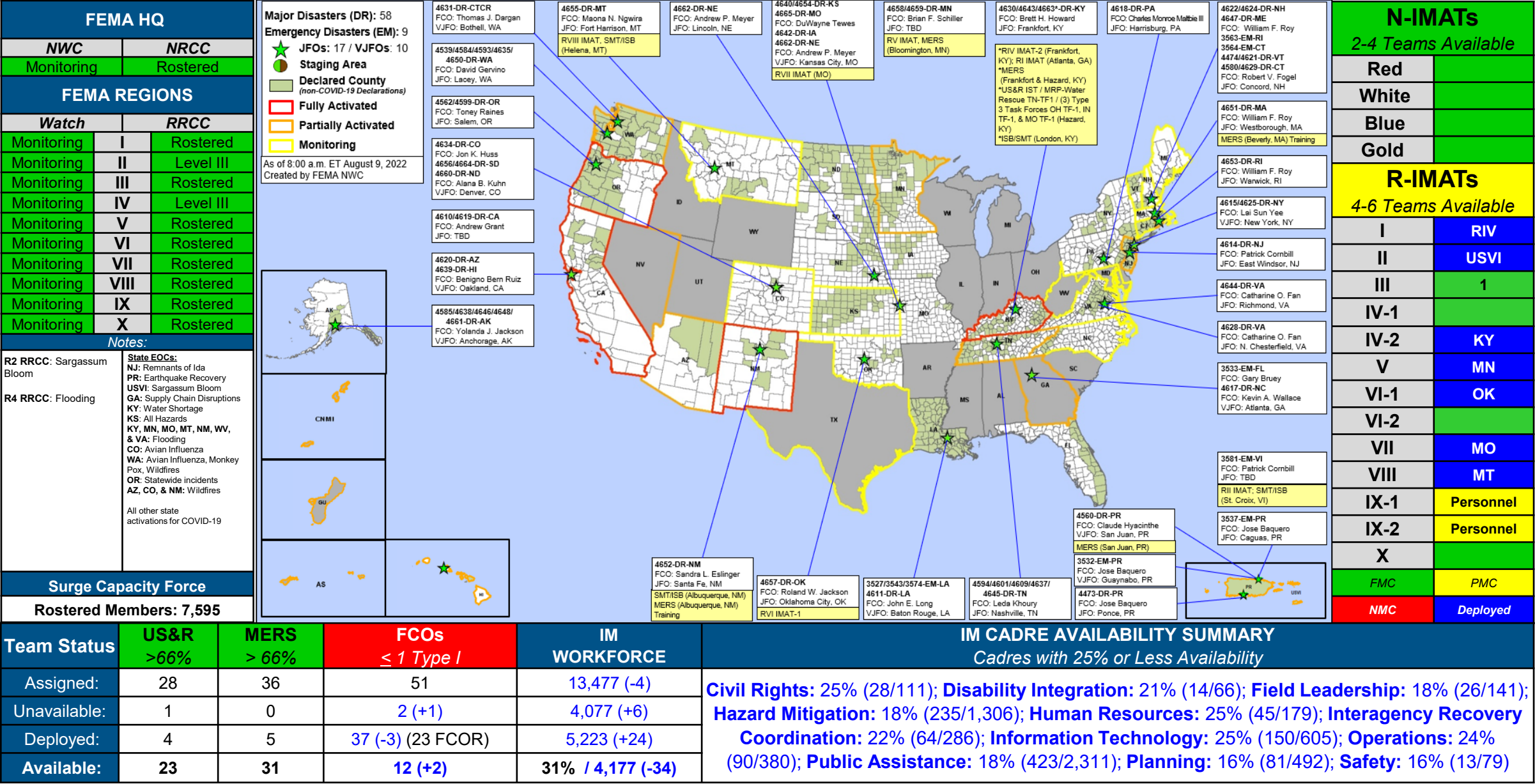
Declaration Requests in Process – 3

State / Tribe / Territory – Incident Description	Type	IA	PA	HM	Requested
WV – Severe Storms and Flooding (Appeal)	DR	X		X	Jul 11
AK – Flooding	DR		X	X	Jul 13
MN – Severe Storms, Straight-line Winds, Tornadoes, and Flooding	DR		X	X	Jul 21
MO – Severe Storms and Flooding - APPROVED	DR	X	X	X	Aug 4



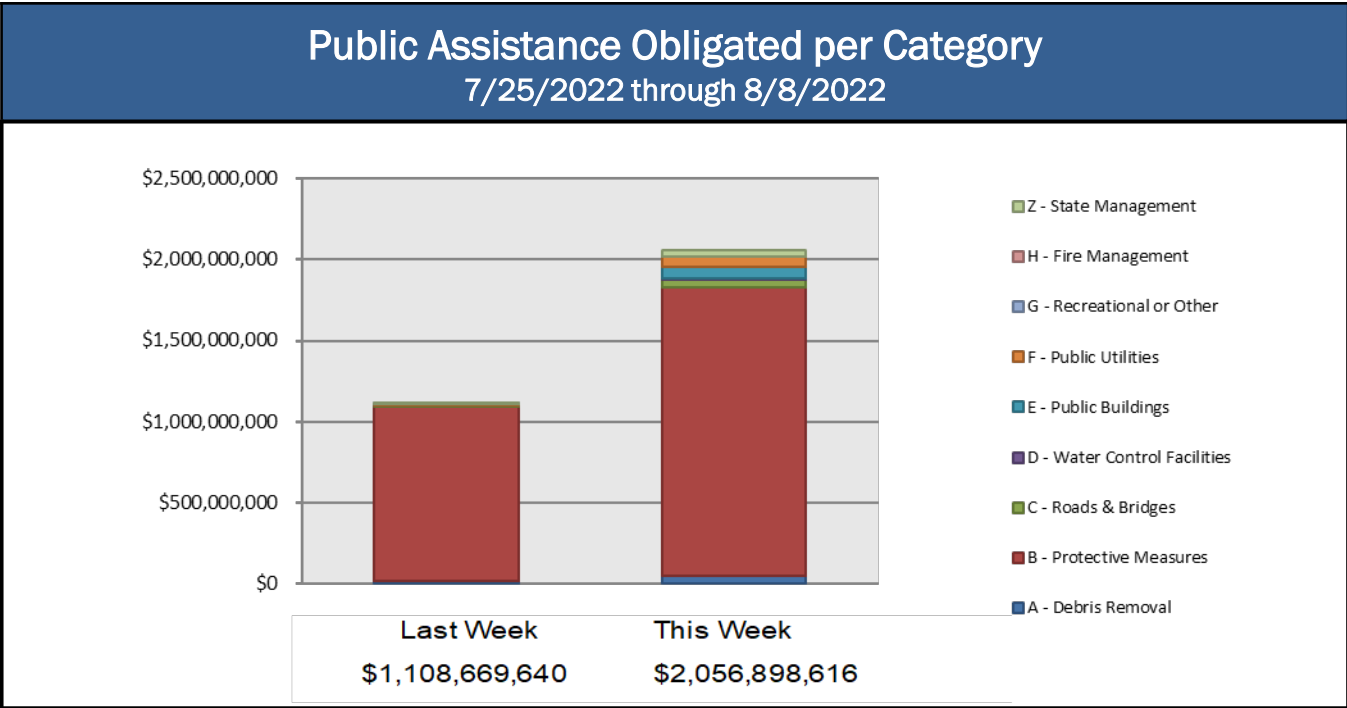
FEMA

FEMA Common Operating Picture



Public Assistance Grant Program

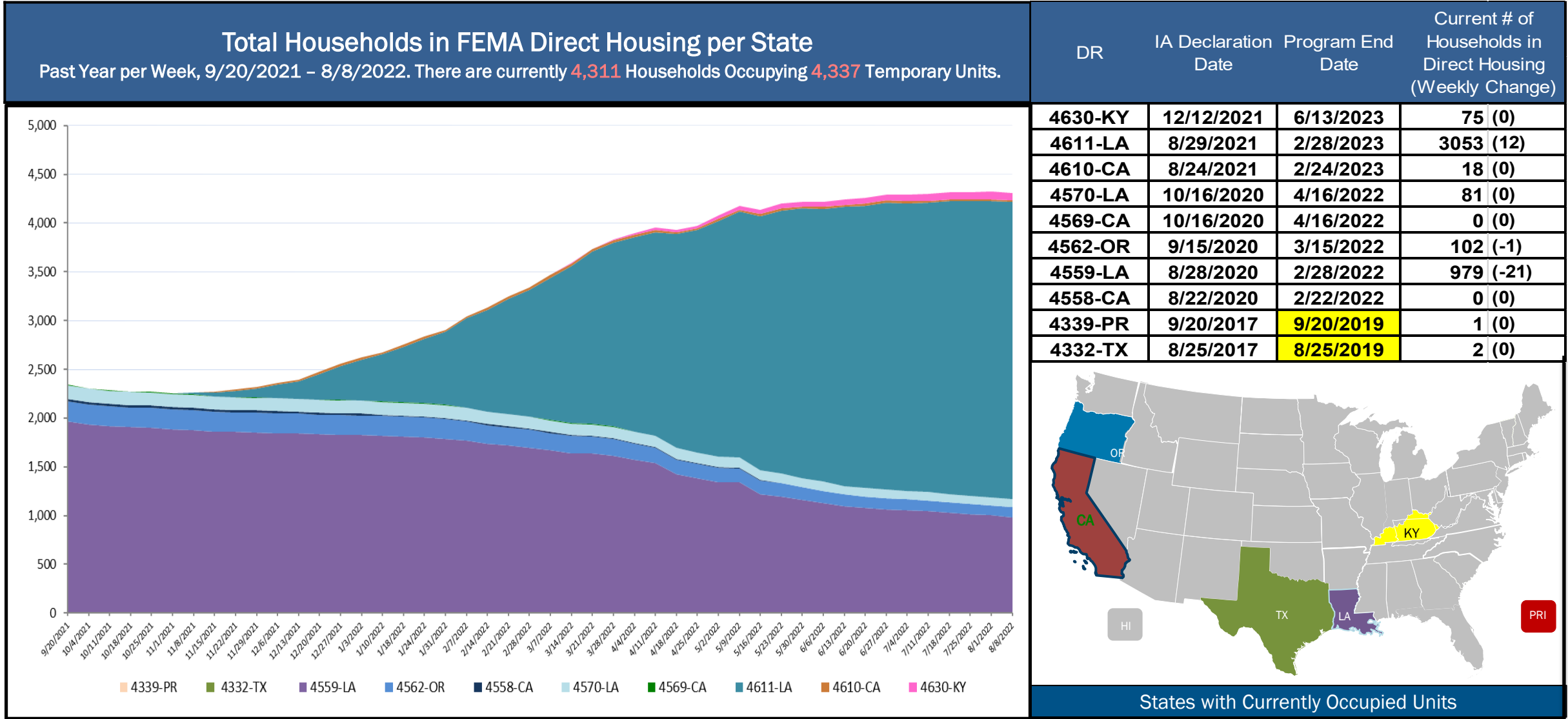
PA Project Worksheets Obligated in past week, as of 8/8/2022 at 1500 EDT										
PA Category	Emergency Work		Permanent Work							Total
	A - Debris Removal	B - Protective Measures	C - Roads & Bridges	D - Water Control Facilities	E - Public Buildings	F - Public Utilities	G - Recreational or Other	H - Fire Management	Z - State Management	
Number Of PWs Obligated	44	352	74	6	96	36	19	0	80	707
Federal Share Obligated	\$46,708,789.69	\$1,778,707,502.70	\$52,642,440.30	\$4,971,544	\$70,849,937.76	\$63,595,601.90	\$4,377,633.42	\$0	\$35,045,165.86	\$2,056,898,615.64



COVID-19 Obligated as of 8/8/2022
Total Public Assistance Obligated: \$53,440,390,015

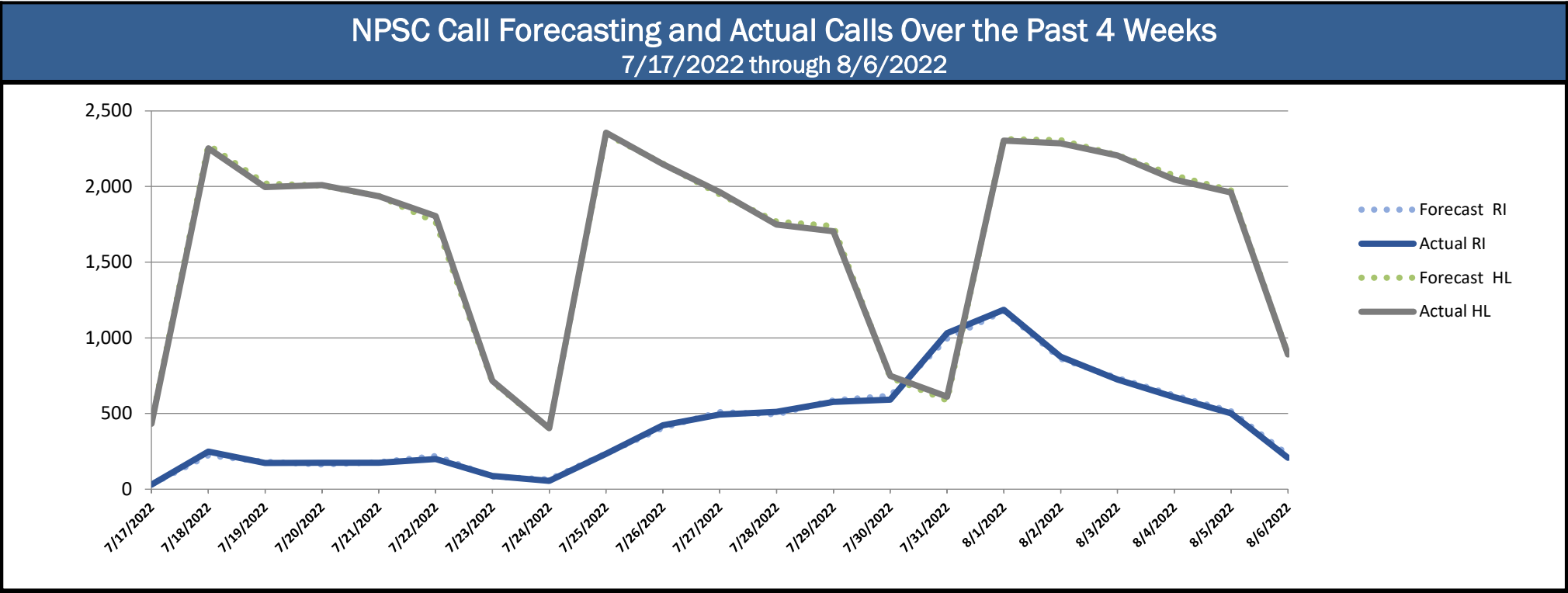
This Week's PA Highlights
In 4480-NY \$ 1.5 Billion obligated for Category B – Protective Measures
In 4499-OR \$60 Million obligated for Category B – Protective Measures
In 4504-KS \$38 Million obligated for Category B – Protective Measures

Direct Housing



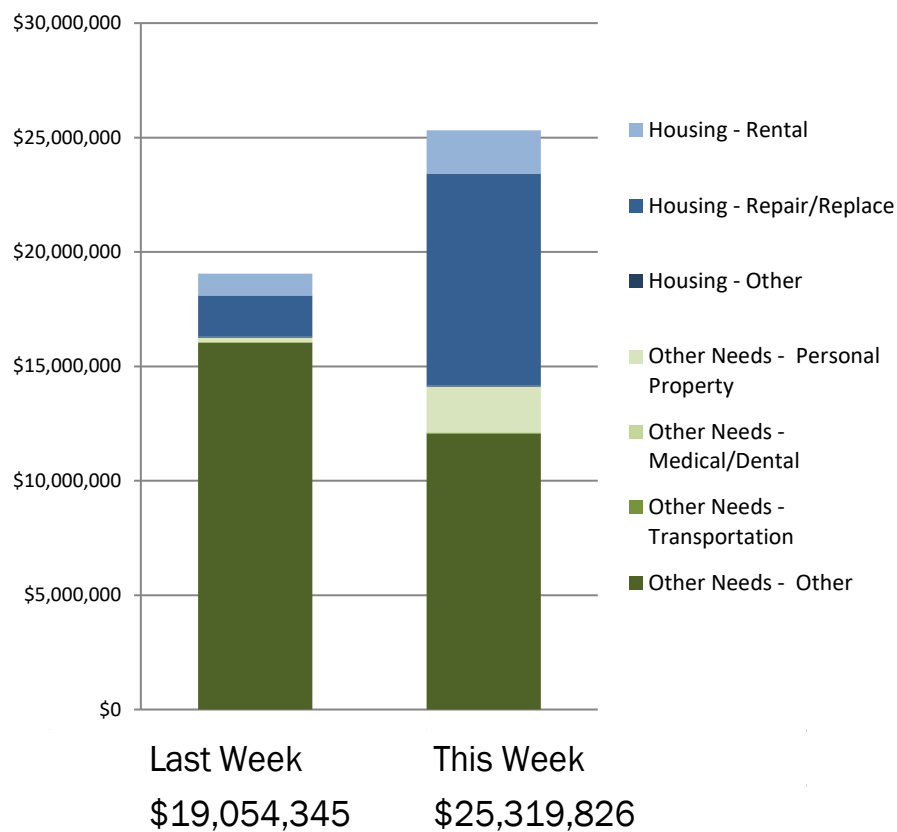
NPSC Call Activity

NPSC Call Activity in the Past Week		
7/31/2022 through 8/06/2022		
Call Type	Projected Calls	Actual Calls
Registration Intake:	5,133	5,133
Helpline:	12,351	12,300
Combined:	17,484	17,433



Individual Assistance Activity

IHP Approved per Category in the Past
2 Weeks – 7/25/2022 through 8/8/2022





FEMA

Helping people before, during, and after disasters.



Scan to subscribe to this briefing.