

FEMA National Watch Center

# Daily Operations Briefing

Thursday, July 21, 2022

8:30 a.m. ET



**FEMA**

# National Current Ops / Monitoring

---

## New Significant Incidents / Ongoing Ops

- No significant incidents / operations

## Hazard Monitoring

- Severe Thunderstorms possible – Lower Mississippi Valley, Southeast, Mid-Atlantic, and Northeast
- Tropical Activity:
  - Eastern Pacific:
    - Tropical Storm Estelle; Disturbance 1: Low (30%)

## Disaster Declaration Activity

- No new disaster declaration activity

## Event Monitoring

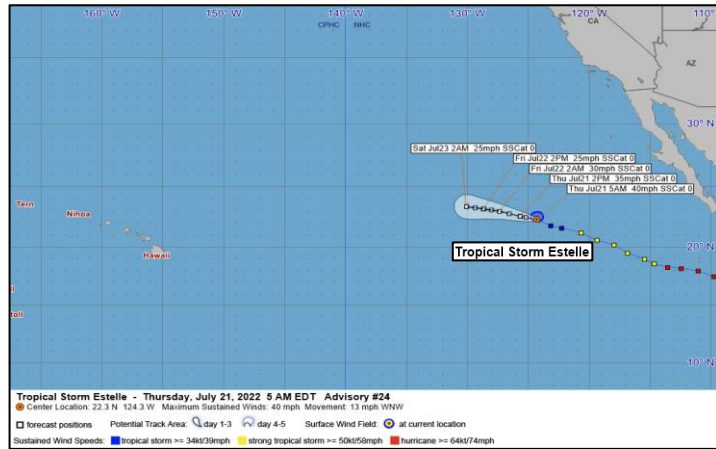
- No significant activity



**FEMA**

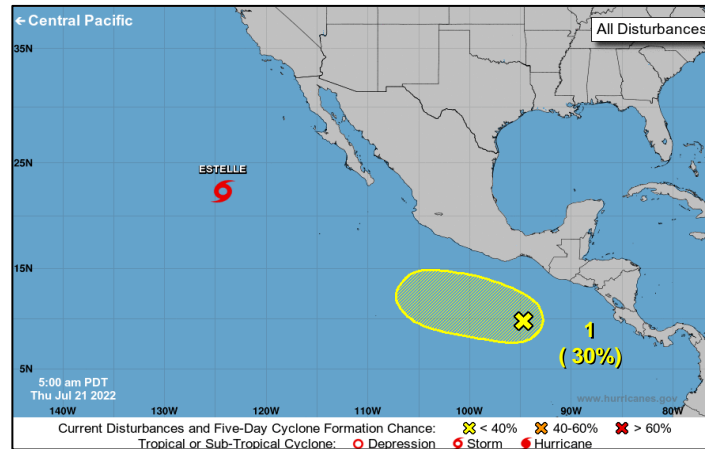
# Tropical Outlook – Five Day

## Central Pacific



- No new tropical cyclones expected during the next 5 days

## Eastern Pacific



### Tropical Storm Estelle: (Advisory #24 as of 5:00 a.m. ET)

- 920 miles W of the S tip of Baja California, Mexico
- Moving WNW at 13 mph
- Maximum sustained winds 40 mph
- Additional weakening is forecast; Expected to become remnant low later today and dissipate this weekend
- Tropical-storm-force winds extend up to 45 miles

### Disturbance 1 (As of 8:00 a.m. ET)

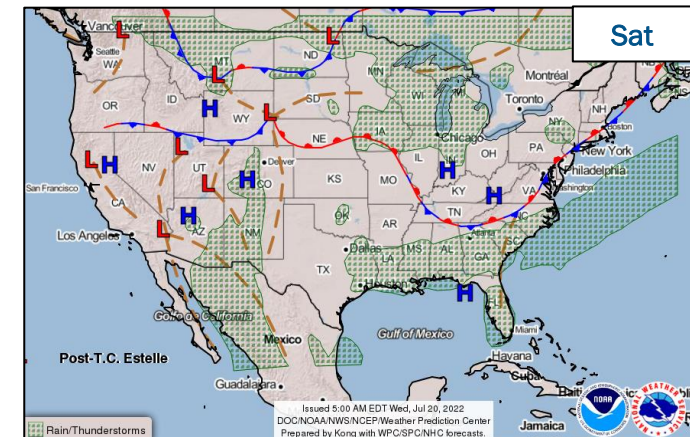
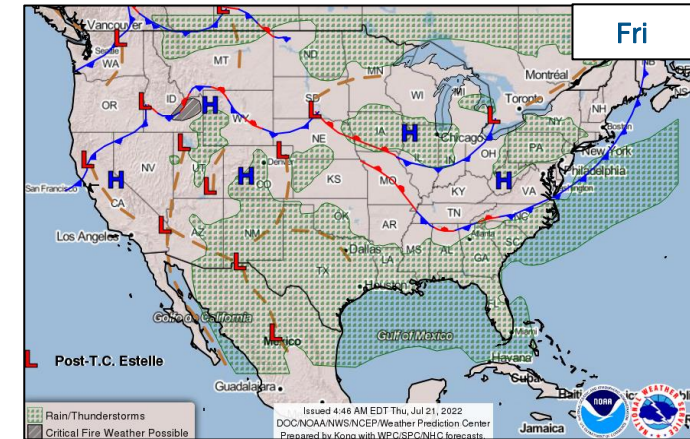
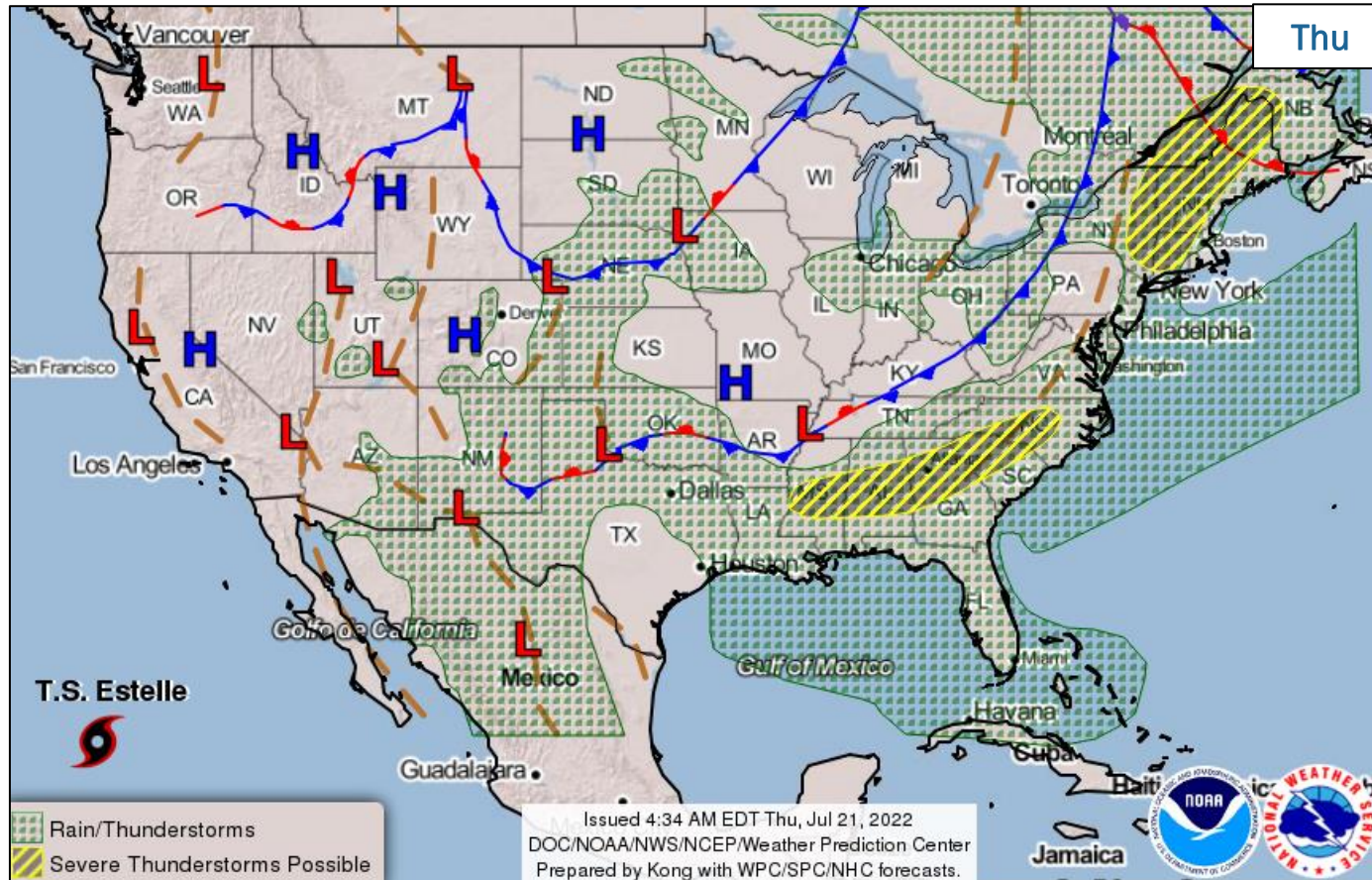
- Several hundred miles offshore of southern Mexico;
- Moving WNW at 5-10 mph
- Some gradual development possible by this weekend
- Formation chance – 48-hours: Low (10%) 5 day: Low (30%)

## Atlantic



- No new tropical cyclones expected during the next 5 days

# National Weather Forecast

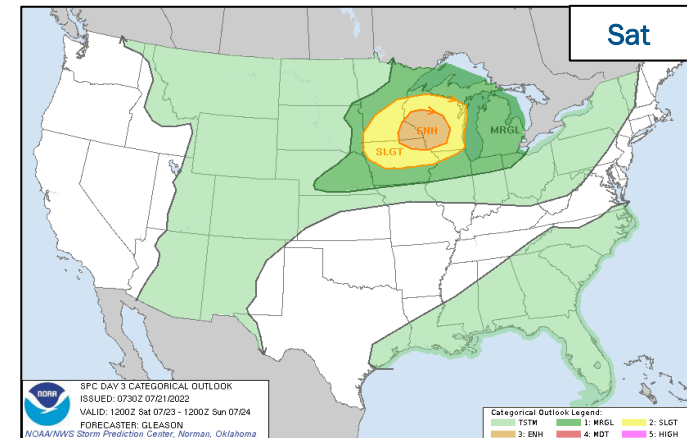
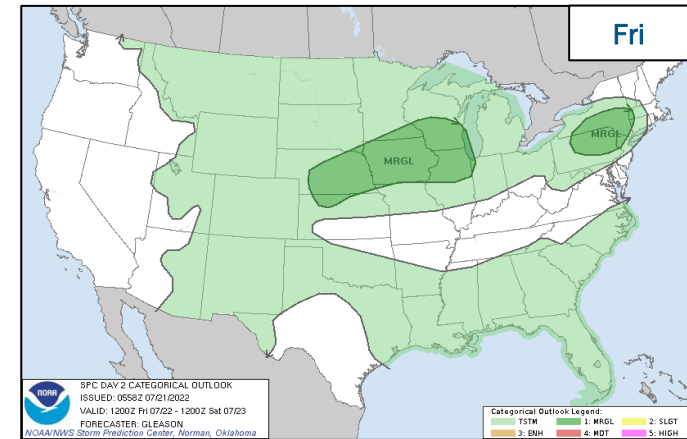
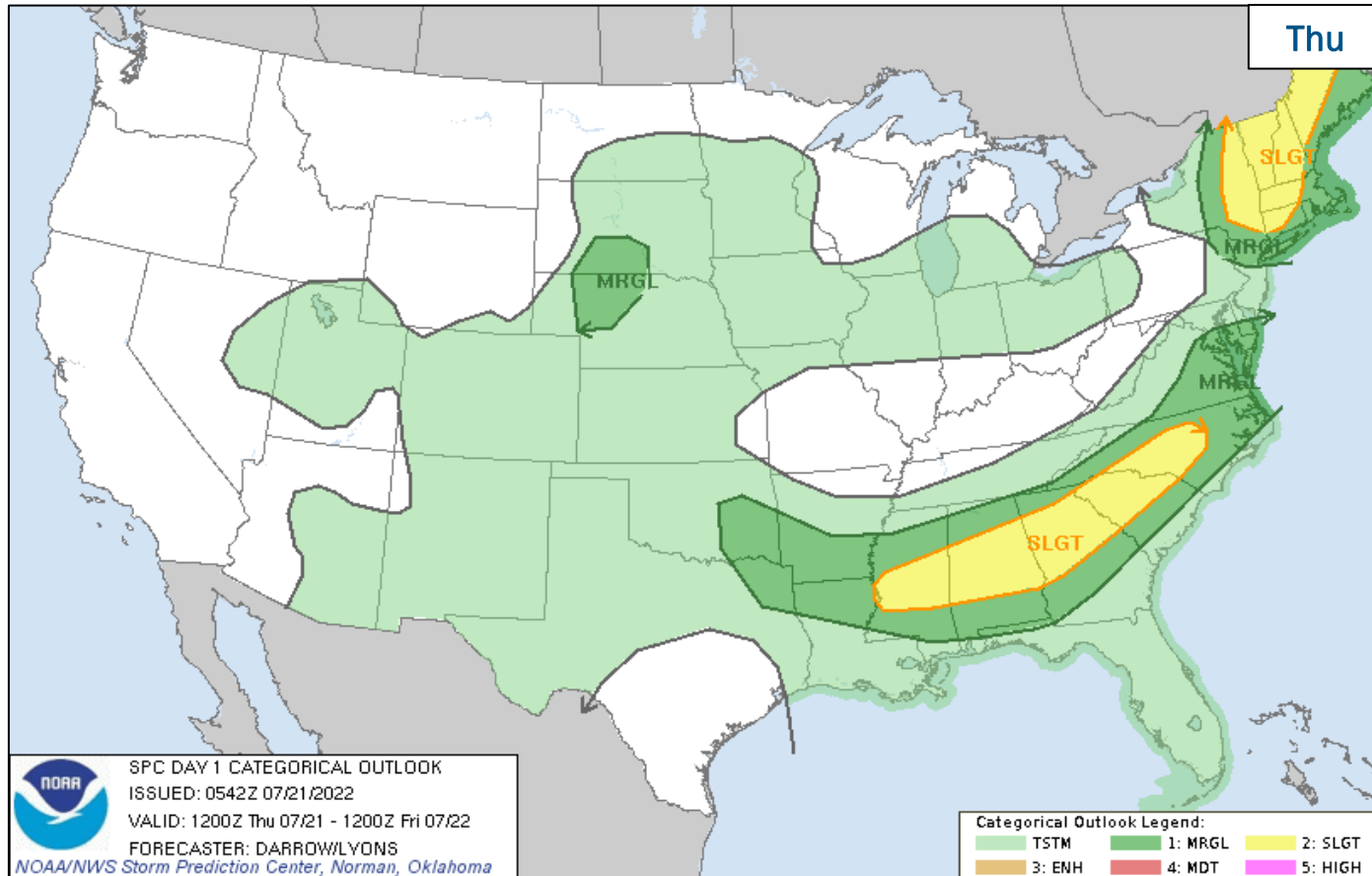


FEMA

National Watch Center



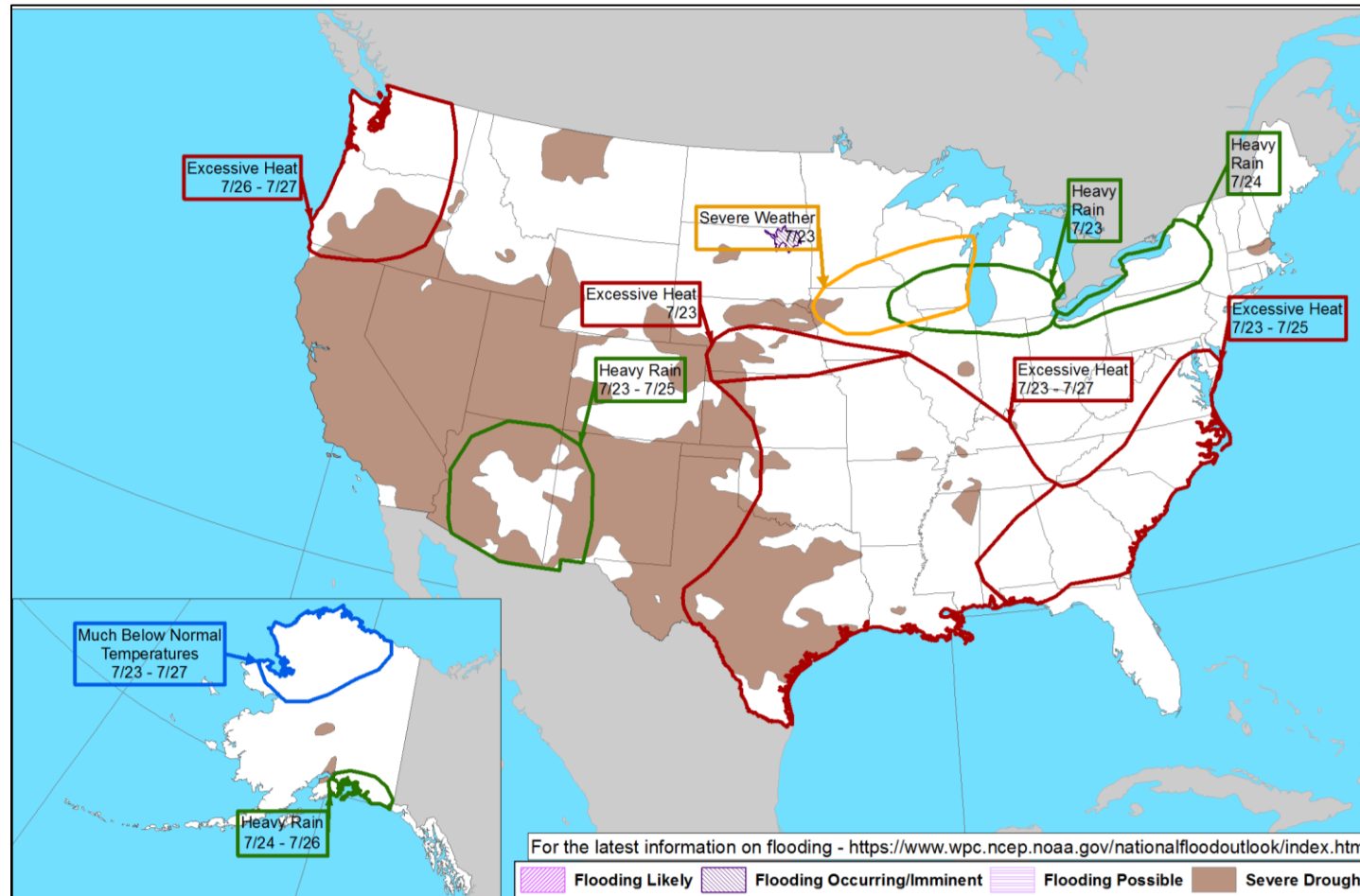
# Severe Weather Outlook



FEMA

National Watch Center

# Hazards Outlook – Jul 23-27



FEMA

National Watch Center

# Wildfire Summary

| Fire Name<br>(Co., ST)                 | FMAG #     | Acres<br>Burned | Percent<br>Contained | Evacuations | Structures (Homes / Other) |           |            | Fatalities /<br>Injuries |
|--|------------|-----------------|----------------------|-------------|----------------------------|-----------|------------|--------------------------|
|  |            |                 |                      |             | Threatened                 | Damaged   | Destroyed  |                          |
| Chalk Mountain<br>(Somervell/Hood, TX) | 5444-FM-TX | 6,339<br>(+339) | 10%                  | M: 0 (-500) | H: 40 (-664)               | H: 5 (+5) | H: 16 (+4) | 0/0                      |
|  |            |                 |                      | V: 0        | O: 0                       | O: 0      | O: 0       |                          |

(Evacuations: M = Mandatory / V = Voluntary; Structures: H = Homes and Mixed Commercial/Residential / O = Non-residential Commercial/Other Minor Structures)

# Joint Preliminary Damage Assessments

| Region | State / Location               | Incident  | IA | Number of Counties |          | Start – End |
|--------|--------------------------------|---|----|--------------------|----------|-------------|
|        |                                |   | PA | Requested          | Complete |             |
| V      | OH                             | Severe storms and Flooding<br>Jun 13-17           | IA | 0                  | 0        | N/A         |
|        |                                |   | PA | 16                 | 0        | 7/25 – TBD  |
| VI     | MCN<br>(Muscogee Creek Nation) | Tornadoes, Severe Storms, and Flooding<br>May 2-5 | IA | 1                  | 1        | 5/16 – 5/24 |
|        |                                |   | PA | 1                  | 0        | 5/16 – TBD  |



**FEMA**

National Watch Center



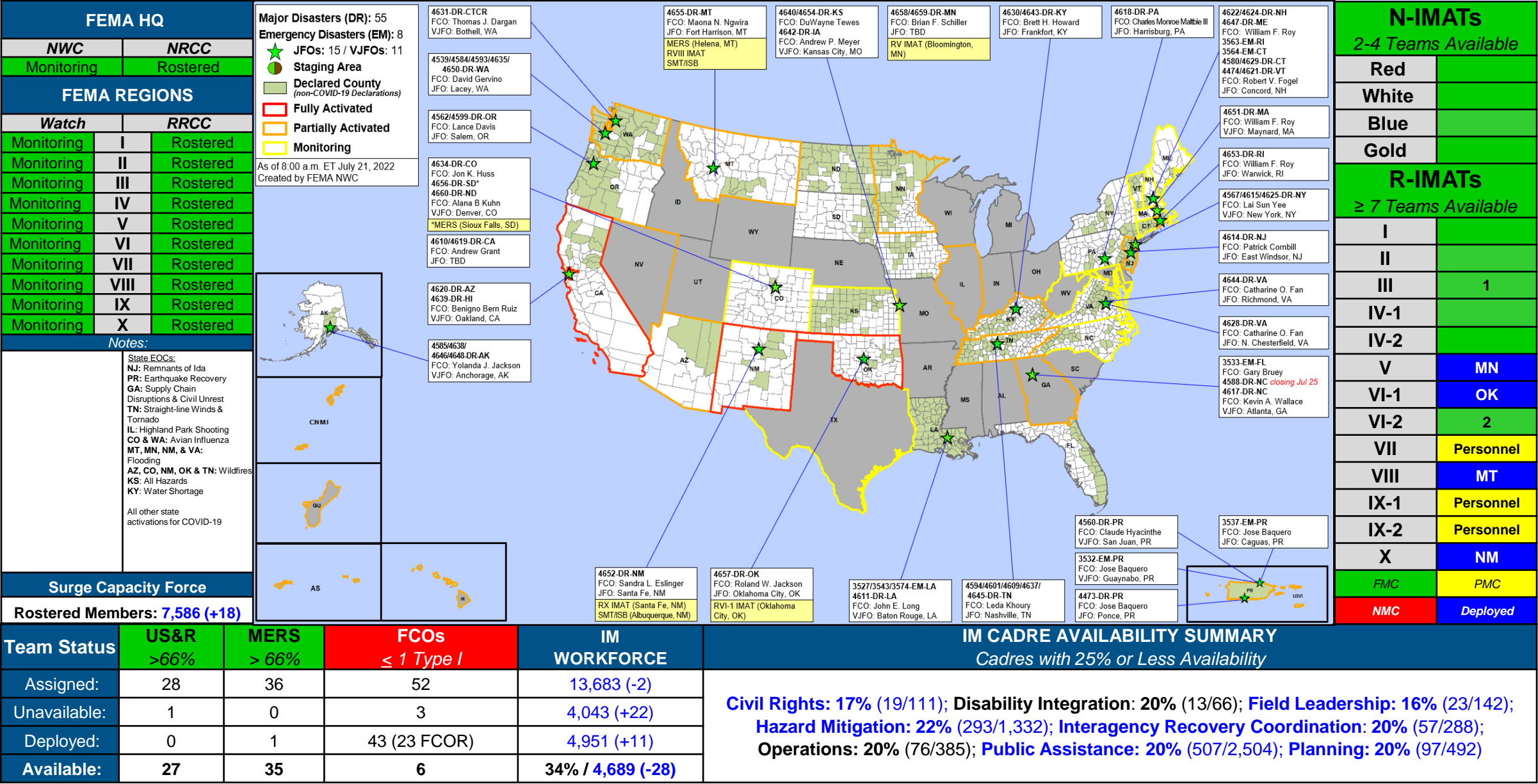
# Declaration Requests in Process – 5

| State / Tribe / Territory – Incident Description              | Type | IA | PA | HM | Requested |
|---|------|----|----|----|-----------|
| AK – Landslides   | DR   |    | X  | X  | Jun 30    |
| NE – Severe Storms, Straight-line Winds, and Tornadoes        | DR   |    | X  | X  | Jul 6     |
| WV – Severe Storms and Flooding (Appeal)                      | DR   | X  |    | X  | Jul 11    |
| AK – Flooding   | DR   |    | X  | X  | Jul 13    |
| SD – Severe Storm, Straight-line Winds, Tornado, and Flooding | DR   |    | X  | X  | Jul 14    |



**FEMA**

# FEMA Common Operating Picture



# FCO Senior Leadership COP Brief FEMA-4652-DR-NM: Sandra Eslinger

## INDIVIDUAL ASSISTANCE SUMMARY (07/14/2022, 0600)

Valid Registrations  
**>3k**  
 (60-day  
 period complete)

Individuals and  
 Households Program  
**>\$4M**

Small Business Admin  
 Loans  
**\$6M**

Housing Assistance  
**>\$3M**

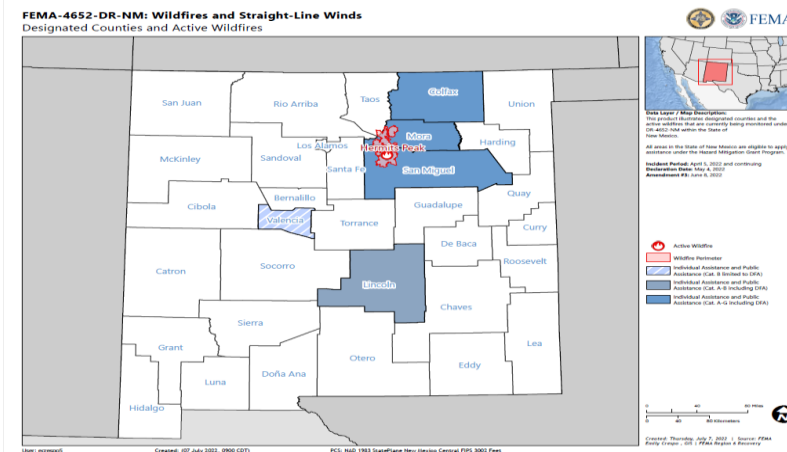
NFIP Payouts  
**\$0**

Other Needs  
 Assistance  
**\$1M**

Transitional Shelter Assistance  
**#7 households, population 26**

## INCIDENT SUMMARY

Beginning April 5, 2022, and continuing New Mexico saw numerous wildfire starts. One month later, with 234,977 acres burned, fires continued to rage. With those fires, livestock perished, homes and businesses were destroyed. On May 4<sup>th</sup> the State of New Mexico requested and received a major disaster declaration for 5 counties, Colfax, Lincoln, Mora, San Miguel and Valencia for Individual Assistance, Public Assistance and Hazard Mitigation statewide. In addition to the original Declaration, 5 (five) FRN updates/amendments have been issued.



## PUBLIC ASSISTANCE SUMMARY

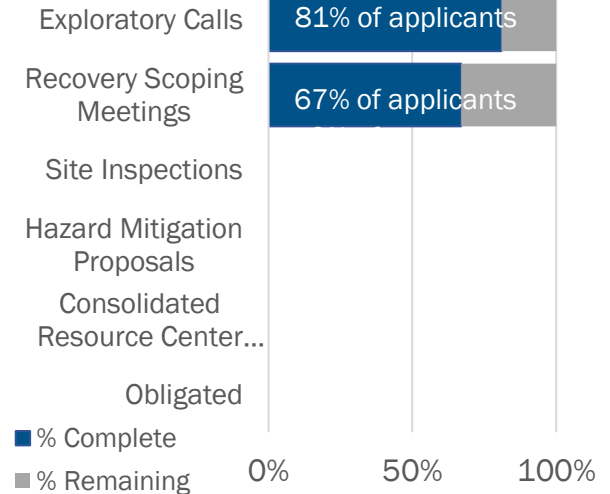
Applicants **21**

Projects **49**

\$ Obligated  
**\$0**

Life of Disaster **\$0**

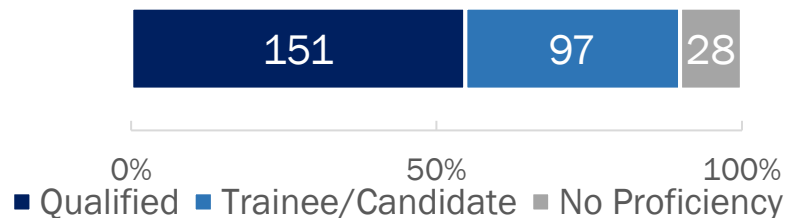
## % of Phase Complete



## STAFF SUMMARY

Total Staff: 276 | Coach/Evaluators: 118

## Staff by Proficiency Level



## FCO ASSESSMENT

### Priorities

- Provide emergency flood protection measures to protect lives and defend critical infrastructure in the burn areas
- Provide safe intermediate and long-term housing solutions for displaced survivors
- Deliver coordinated whole of community (local, state, federal and voluntary agency) recovery programs to the affected communities

### Outcome

- Resilient recovery of SLTT communities

## TRANSITION TIMELINE

Individual Assistance thru 08/03/2022

Hazard Mitigation thru Nov 2022

Public Assistance thru Nov 2022

Interagency Recovery Coordination thru Nov 2022

# FCO Senior Leadership COP Brief FEMA-4652-DR-NM: Sandra Eslinger

## Recovery Support Functions

| Recovery Outcomes                      |   |  |
|--|---|--|
| Housing                                | <b>Housing: Adequate, resilient, accessible, and affordable housing</b> |  |
|  | 1   | All survivors whose primary residences were damaged or destroyed or were displaced by the disaster have returned and re-established residence in permanent housing within the affected community   |
|  | 2   | Survivors can afford post-disaster permanent housing units within the affected community without post-disaster assistance  |
|  | 3   | Post-disaster permanent housing units in the affected community meet or exceed recognized residential codes and standards and incorporate recommended mitigation measures appropriate to the area's hazards (e.g., flooding, fire, high winds), or include resiliency measures |
|  | 4   |  |
|  | 5   |  |
| Economic                               | <b>Economic: Sustainable, diversified and resilient economy</b>         |  |
|  | 1   | Business activities are resumed and restored, including those local and marginalized businesses and major employers  |
|  | 2   | Local and state government ability to facilitate and regulate business activities is restored  |
|  | 3   | Tax base and revenue streams from businesses are restored  |
|  | 4   | Communities have Comprehensive Economic Development Strategies that measures the recovery process  |
|  | 5   | Financial activities essential to credit and insurance coverage and flows are restored   |
| Community Planning & Capacity Building | <b>Community Recovery: Resilient recovery of SLTT communities</b>       |  |
|  | 1   | Community Conditions Assessment + Community Profiles   |
|  | 2   | Status of emergency plans, such as the Mitigation plan and Pre-Disaster Recovery Plan  |
|  | 3   | Community engagement and communication strategy is in place for long-term recovery plan or strategy  |
|  | 4   | Mitigation and recovery projects have been implemented   |
|  | 5   | Inclusive communications strategy developed for long-term recovery planning or strategy  |

| Recovery Outcomes            |   |   |
|------------------------------|---|---|
| Infrastructure Systems       | <b>Infrastructure: Restored, modernized, hardened and resilient systems</b>       |   |
|                              | 1   | Power systems and fuel delivery services have been repaired, modernized, and strengthened for future disasters  |
|                              | 2   | Water systems, dams, levees, and service capacities have been repaired, modernized, and strengthened for future disasters   |
|                              | 3   | Communication systems and services have been repaired, modernized, and strengthened against future disasters  |
|                              | 4   | Public and private transportation systems, to include those supporting marginalized areas are repaired and reliable   |
|                              | 5   | Government and PNP facilities have been repaired, modernized and strengthened for future disasters  |
| Health & Social Services     | <b>HSS: Sustainable and resilient health education and social service systems</b> |   |
|                              | 1   | Households have safe drinking water and no hazardous and toxic materials  |
|                              | 2   | Healthcare providers have resumed capacity to meet chronic or long-term health needs, as well as primary and emergency care   |
|                              | 3   | Ensure survivors are provided necessary behavioral health and disaster case management services.  |
|                              | 4   | Social Assistance programs that support vulnerable populations, e.g., have resumed delivery of financial and other materiel support and services to vulnerable segments of the community's population |
|                              | 5   | Schools are fully operational & providing full academic programs and can provide a safe, sanitary, and supportive environment   |
| Natural & Cultural Resources | <b>NCR: Restored, preserved, risk-resistant and resilient resources</b>           |   |
|                              | 1   | Natural resources in the affected community, to include socially marginalized, have been restored to protect people and ecosystems  |
|                              | 2   | Resources associated with entertainment, education, recreation, and tourism have been repaired, and public accessibility restored   |
|                              | 3   | Access to raw material and other commodities that sustain the local economy has been restored   |
|                              | 4   | Sites and artifacts associated with the community's heritage and identity have been stabilized/protected, and public accessibility to these sites has been restored                                   |
|                              | 5   |   |



**FEMA**

# FCO Senior Leadership COP Brief FEMA-4652-DR-NM: Sandra Eslinger

Recovery Outcomes

## C1: Community Conditions Assessment + Community Profiles

- Event Complexity
- Unique Cultural Considerations

## C4: Mitigation and recovery projects have been implemented

- Climate resilience (Burn Area Recovery and Water Supply Lines of Effort)



# FEMA

Helping people before, during, and after disasters.



*Scan to subscribe to this briefing.*