

FEMA National Watch Center

Daily Operations Briefing

Tuesday, July 19, 2022

8:30 a.m. ET



FEMA

National Current Ops / Monitoring

New Significant Incidents / Ongoing Ops

- No significant incidents / operations

Hazard Monitoring

- Severe Thunderstorms –Upper Mississippi Valley to Great Lakes
- Tropical Activity:
 - Eastern Pacific:
 - Tropical Storm Estelle; Disturbance 1: Low (20%)

Disaster Declaration Activity

- No new declaration activity

Event Monitoring

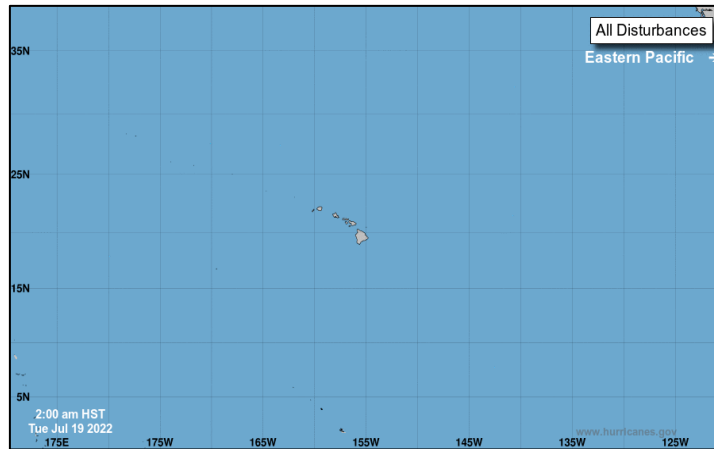
- No significant activity



FEMA

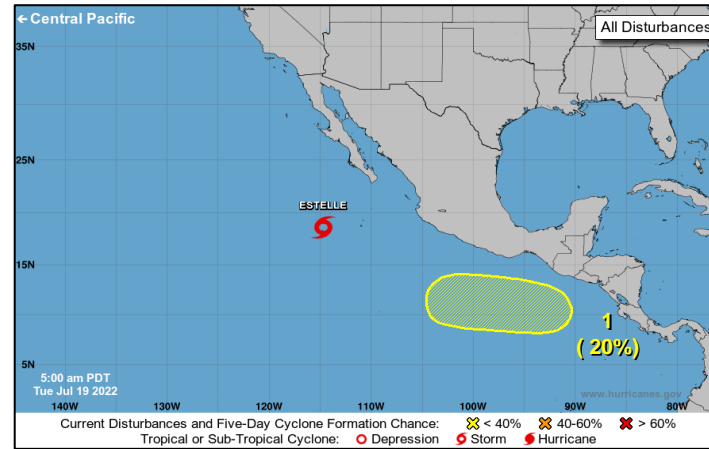
Tropical Outlook – Five Day

Central Pacific



- No new tropical cyclones expected during the next 5 days

Eastern Pacific



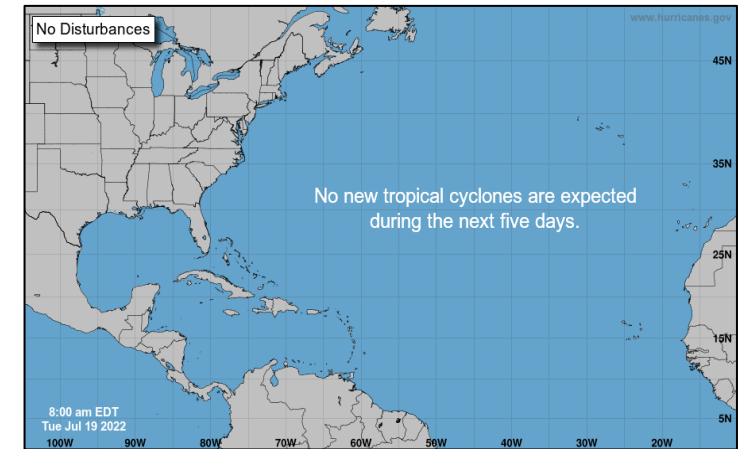
[Tropical Storm Estelle](#): ([Advisory #16 as of 5:00 a.m. ET](#))

- 430 miles SW of the southern tip of Baja California, Mexico
- Moving W at 13 mph
- Maximum sustained winds 65 mph
- Forecast to degenerate into a post-tropical remnant low on Thursday
- Tropical-storm-force winds extend up to 115 miles

[Disturbance 1](#) ([As of 8:00 a.m. ET](#))

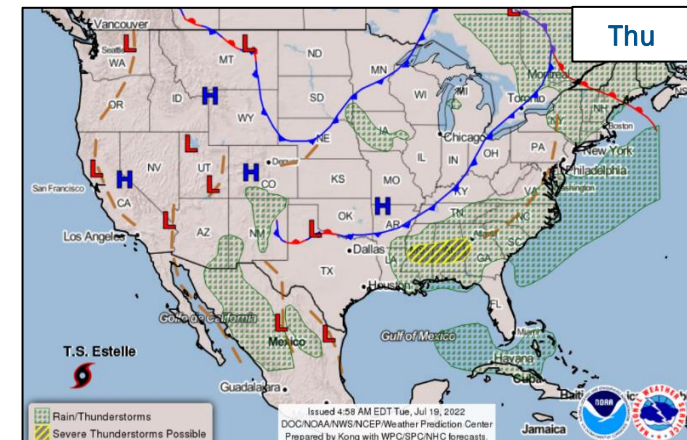
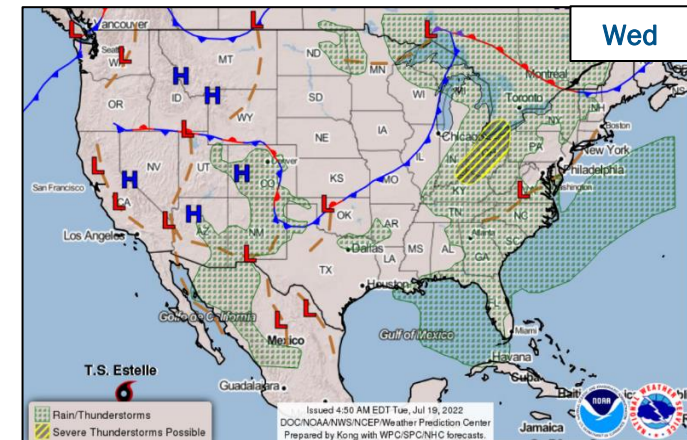
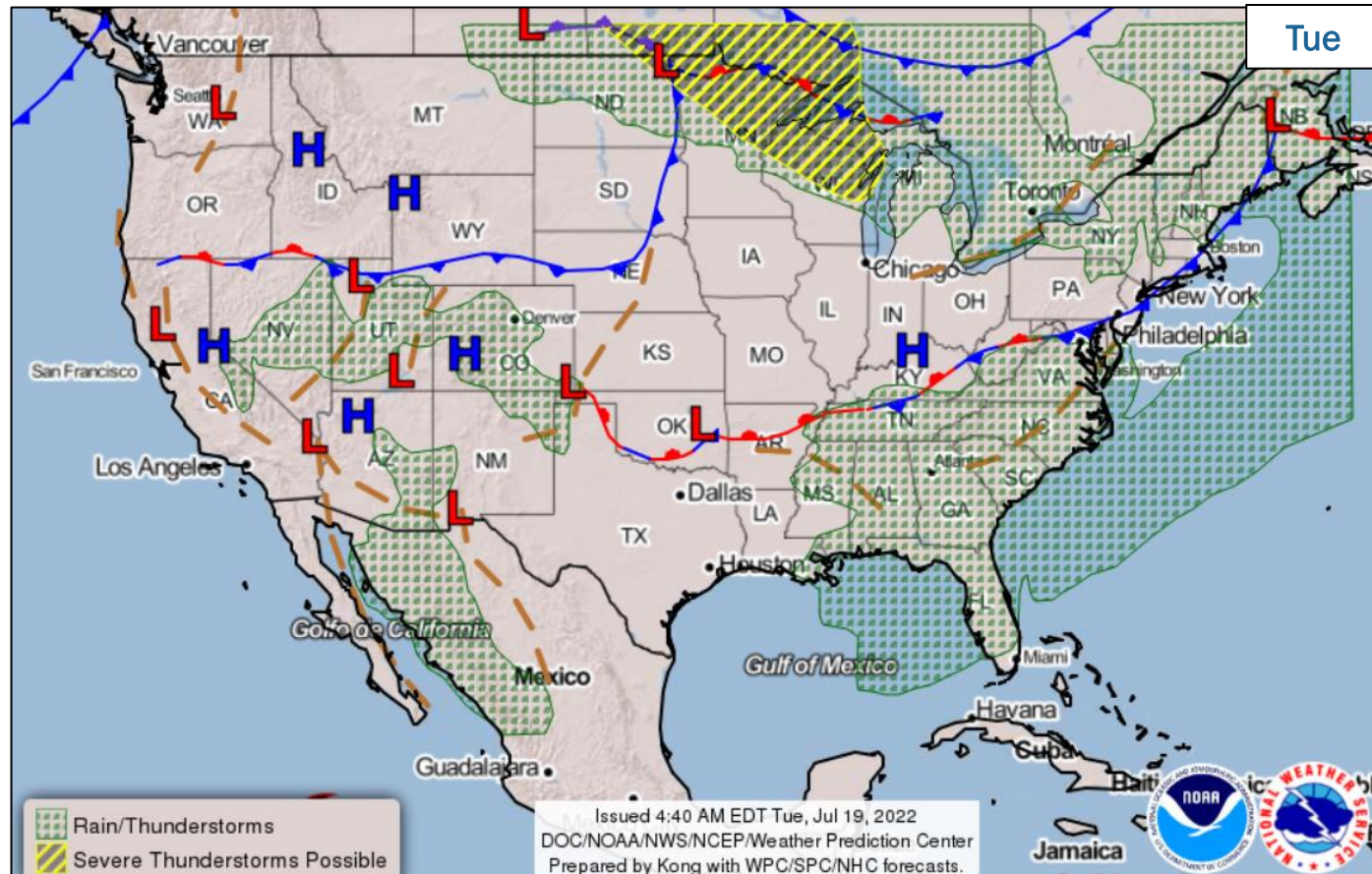
- Expected to form later this week a few hundred miles offshore of Central America and southern Mexico
- Formation chance – 48-hours: Low (near 0%) 5 day: Low (20%)

Atlantic



- No new tropical cyclones expected during the next 5 days

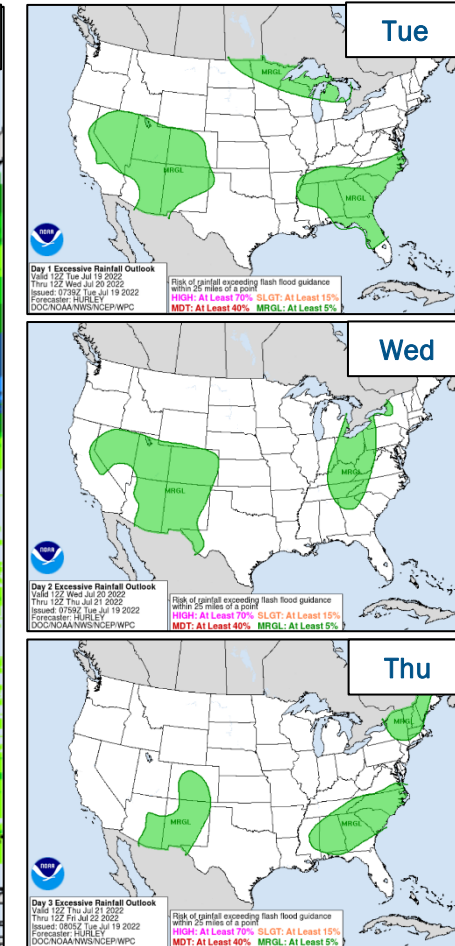
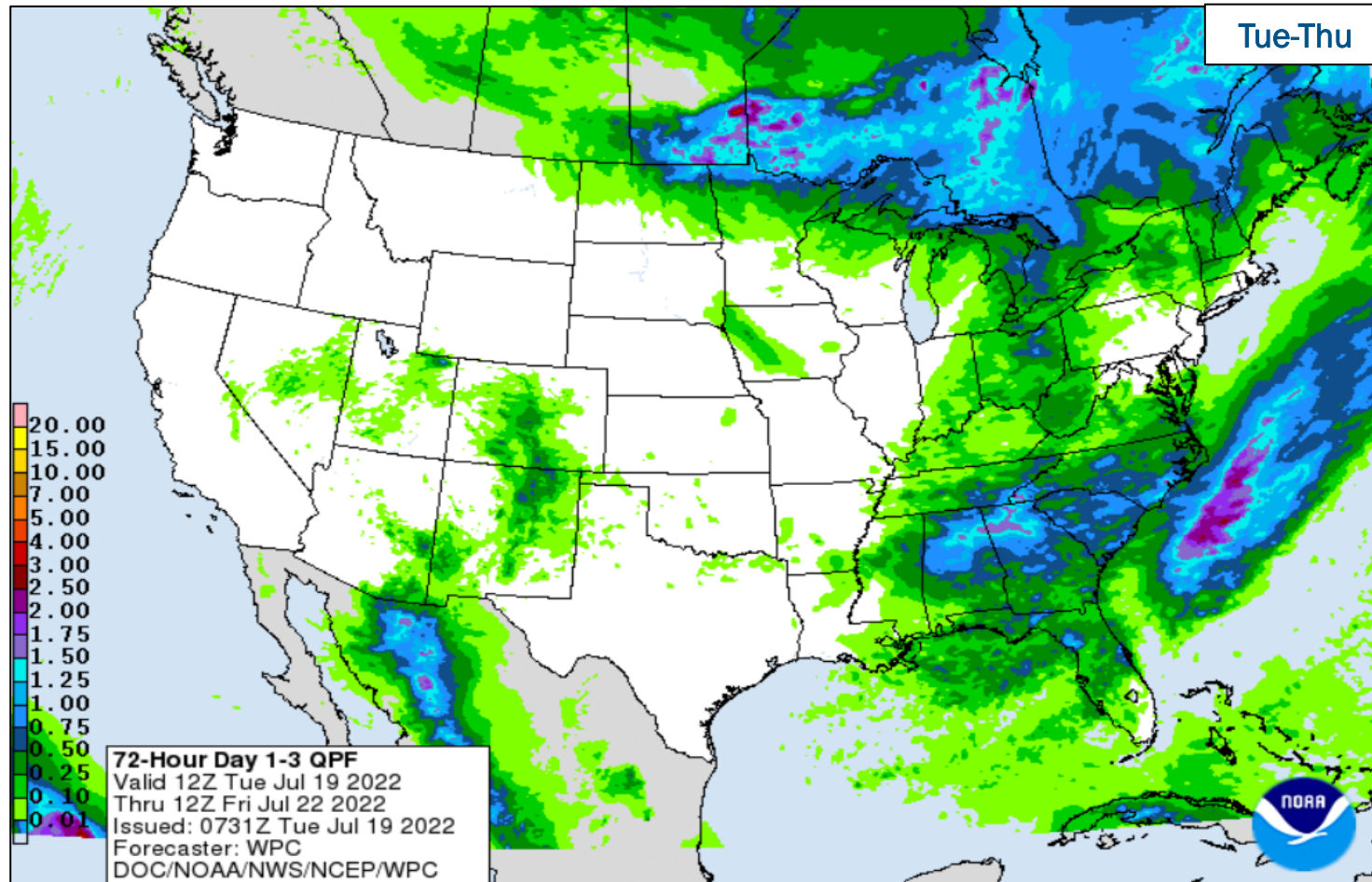
National Weather Forecast



FEMA

National Watch Center

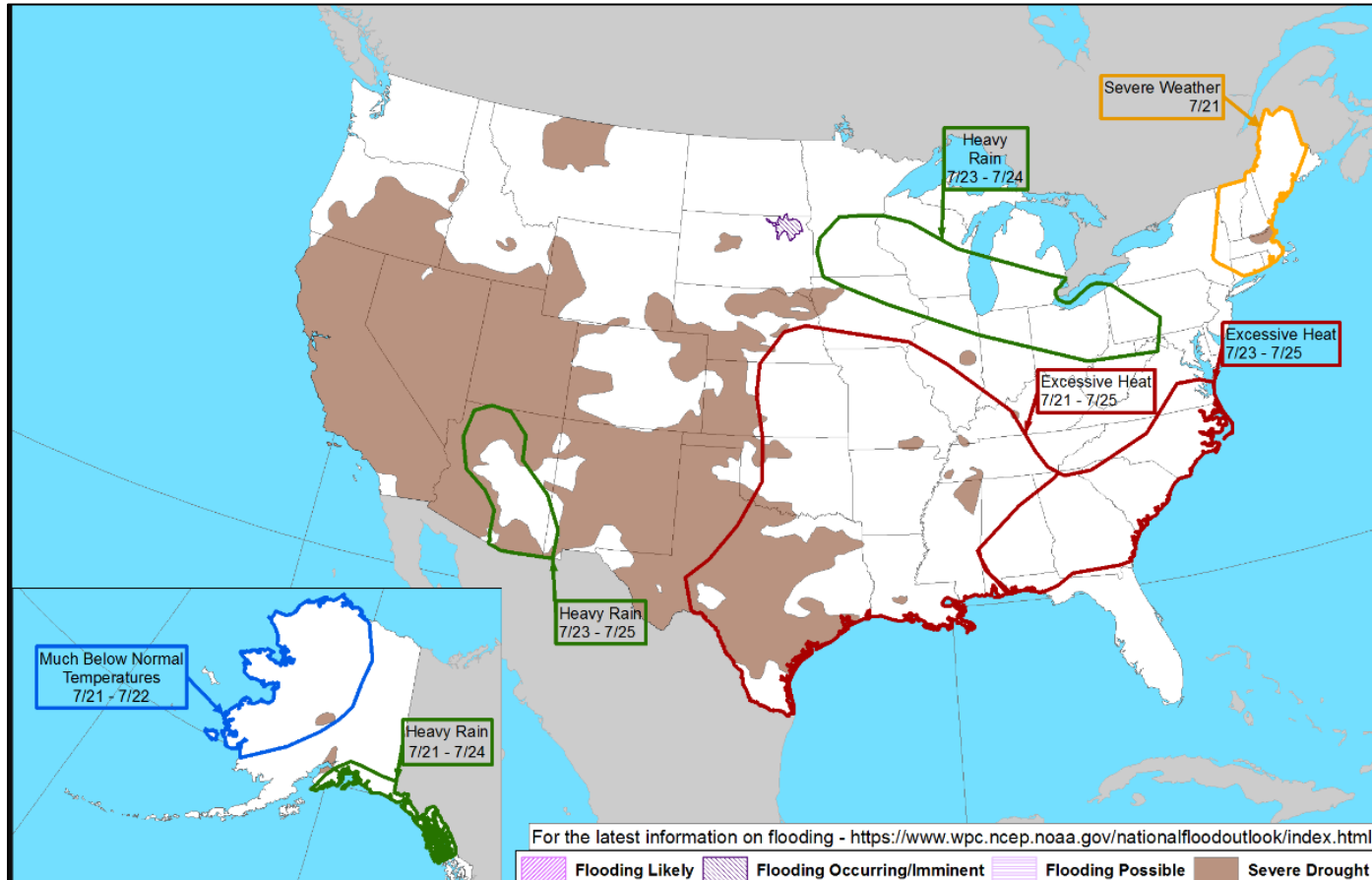
Precipitation & Excessive Rainfall



FEMA

National Watch Center

Hazards Outlook – Jul 21-25



FEMA

Joint Preliminary Damage Assessments

Region	State / Location	Incident	IA	Number of Counties		Start – End
			PA	Requested	Complete	
V	OH	Severe storms and Flooding Jun 13-17	IA	0	0	N/A
			PA	16	0	7/25 – TBD
VI	MCN (Muscogee Creek Nation)	Tornadoes, Severe Storms, and Flooding May 2-5	IA	1	1	5/16 – 5/24
			PA	1	0	5/16 – TBD



FEMA

National Watch Center

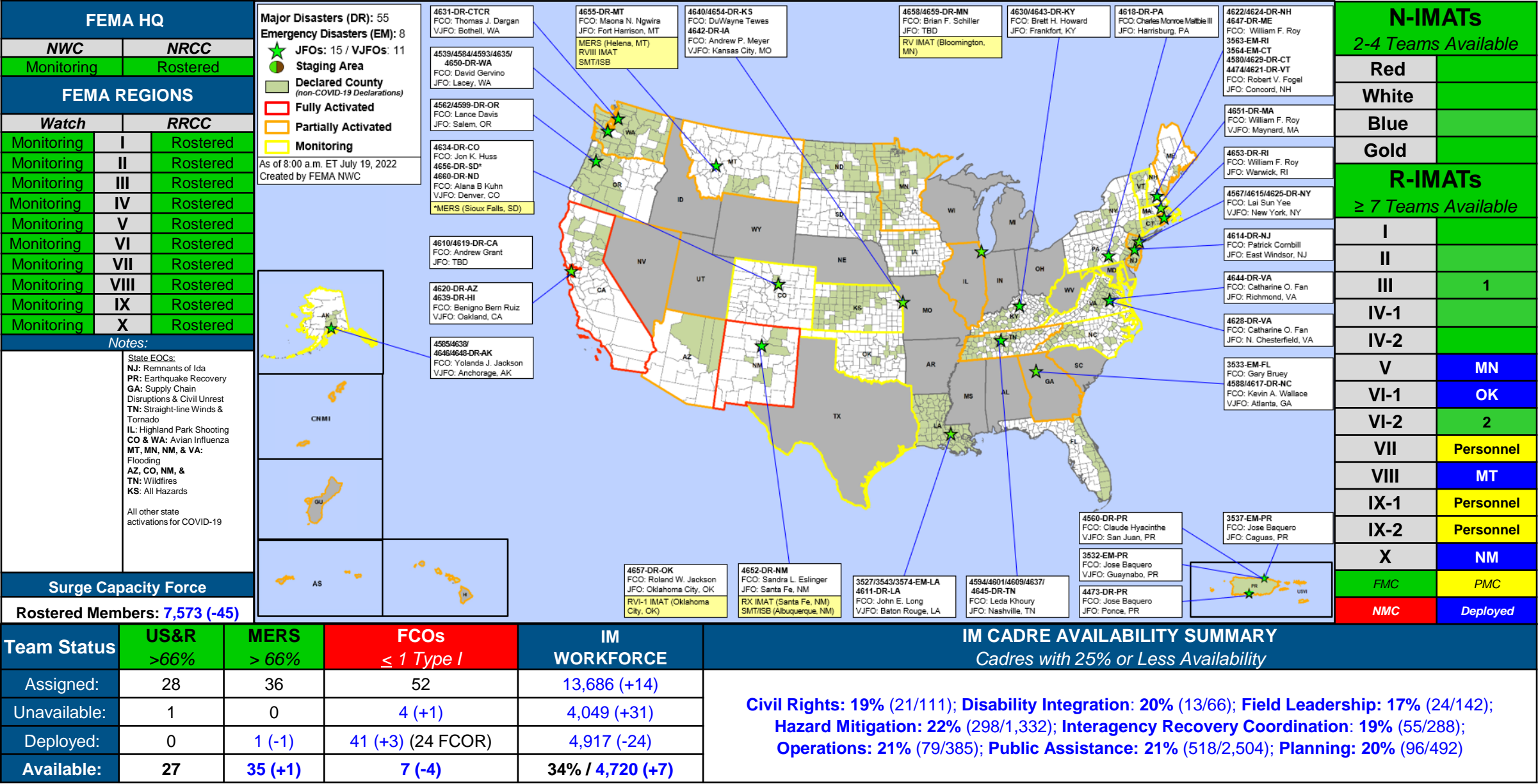
Declaration Requests in Process – 5

State / Tribe / Territory – Incident Description	Type	IA	PA	HM	Requested
MS – Severe Storm, Straight-line Winds, and Tornadoes - DENIED	DR	X		X	Apr 28
AK – Landslides	DR		X	X	Jun 30
NE – Severe Storms, Straight-line Winds, and Tornadoes	DR		X	X	Jul 6
WV – Severe Storms and Flooding (Appeal)	DR	X		X	Jul 11
AK – Flooding	DR		X	X	Jul 13
SD – Severe Storm, Straight-line Winds, Tornado, and Flooding	DR		X	X	Jul 14



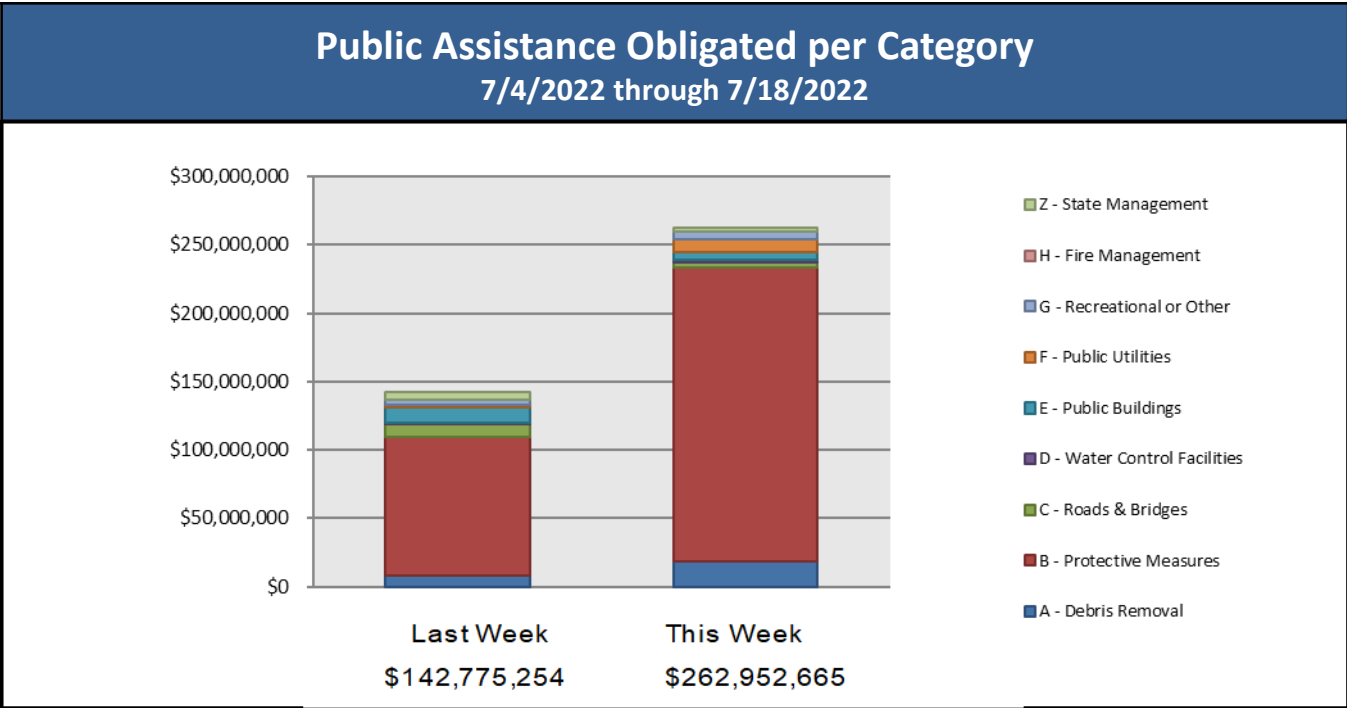
FEMA

FEMA Common Operating Picture



Public Assistance Grant Program

PA Project Worksheets Obligated in past week, as of 7/18/22 at 1500 EDT										
PA Category	Emergency Work		Permanent Work							Total
	A - Debris Removal	B - Protective Measures	C - Roads & Bridges	D - Water Control Facilities	E - Public Buildings	F - Public Utilities	G - Recreational or Other	H - Fire Management	Z - State Management	
Number Of PWs Obligated	135	304	53	13	82	65	41	0	55	748
Federal Share Obligated	\$18,090,508.41	\$215,476,065.67	\$3,859,762.23	\$1,466,917	\$6,188,661.75	\$9,418,430.60	\$5,612,237.28	\$0	\$2,840,082.73	\$262,952,665.32



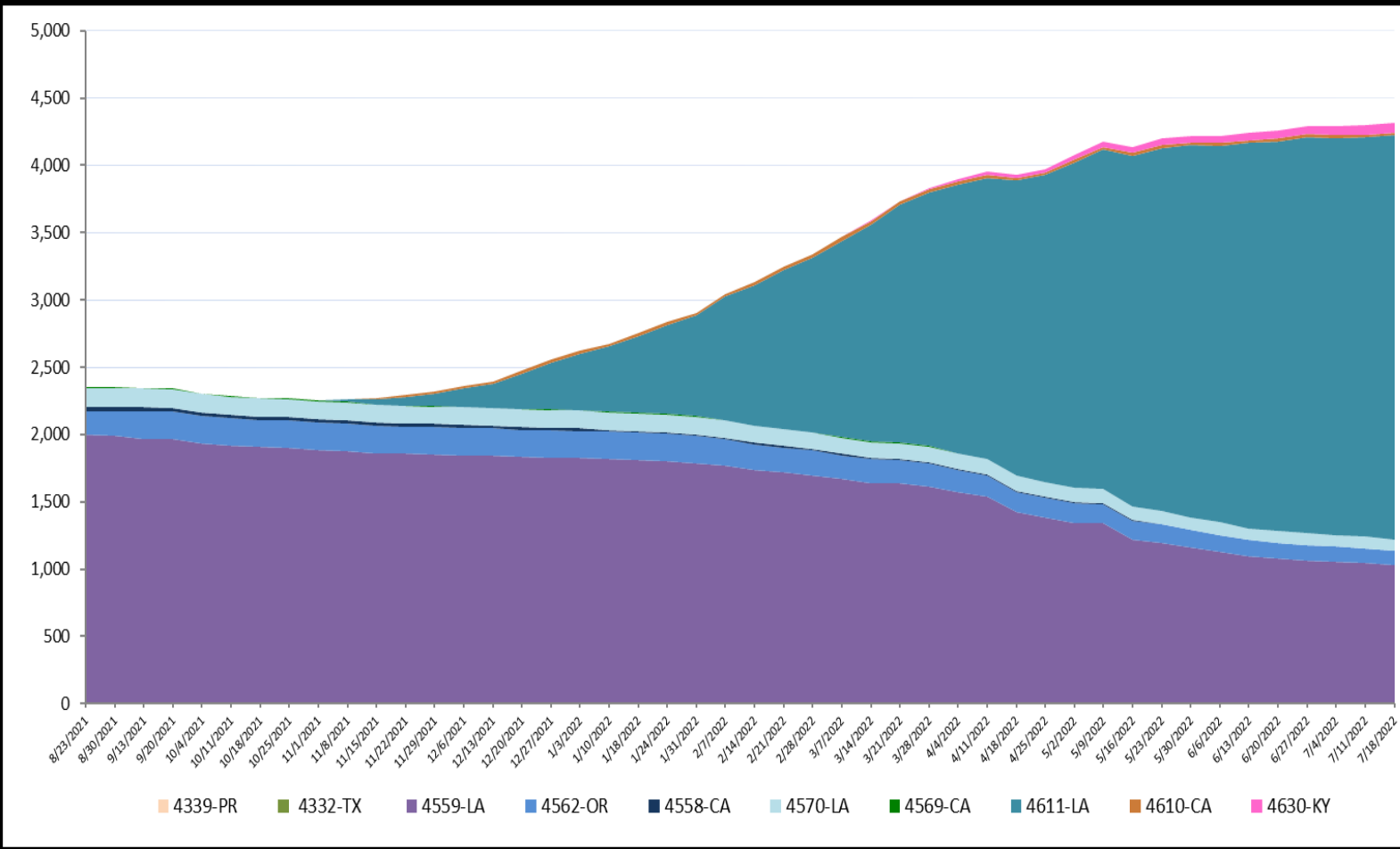
COVID-19 Obligated as of 7/18/2022
Total Public Assistance Obligated: \$48,896,319,582

This Week's PA Highlights
In 4480-NY \$ 62 Million obligated for Category B – Protective Measures
In 4502-DC \$36 Million obligated for Category B – Protective Measures
In 4529-NM \$16.5 Million obligated for Category B – Protective Measures

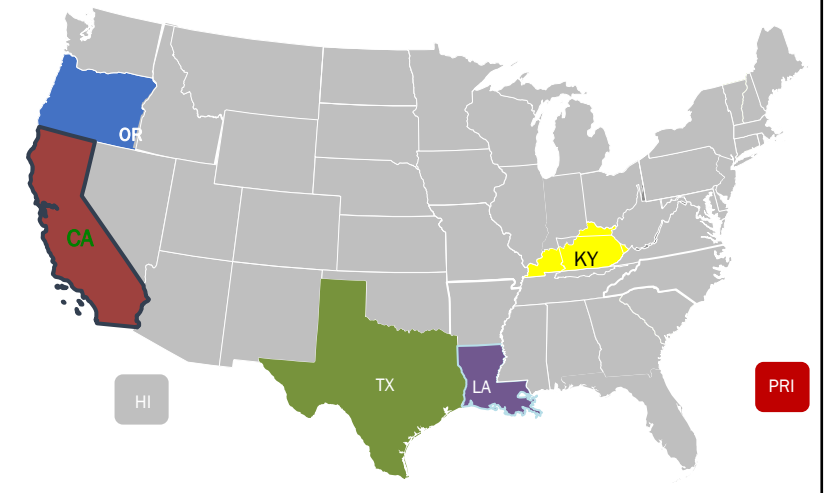
Direct Housing

Total Households in FEMA Direct Housing per State

Past Year per Week, 8/23/2021 – 7/18/2022. There are currently **4,318** Households Occupying **4,343** Temporary Units.



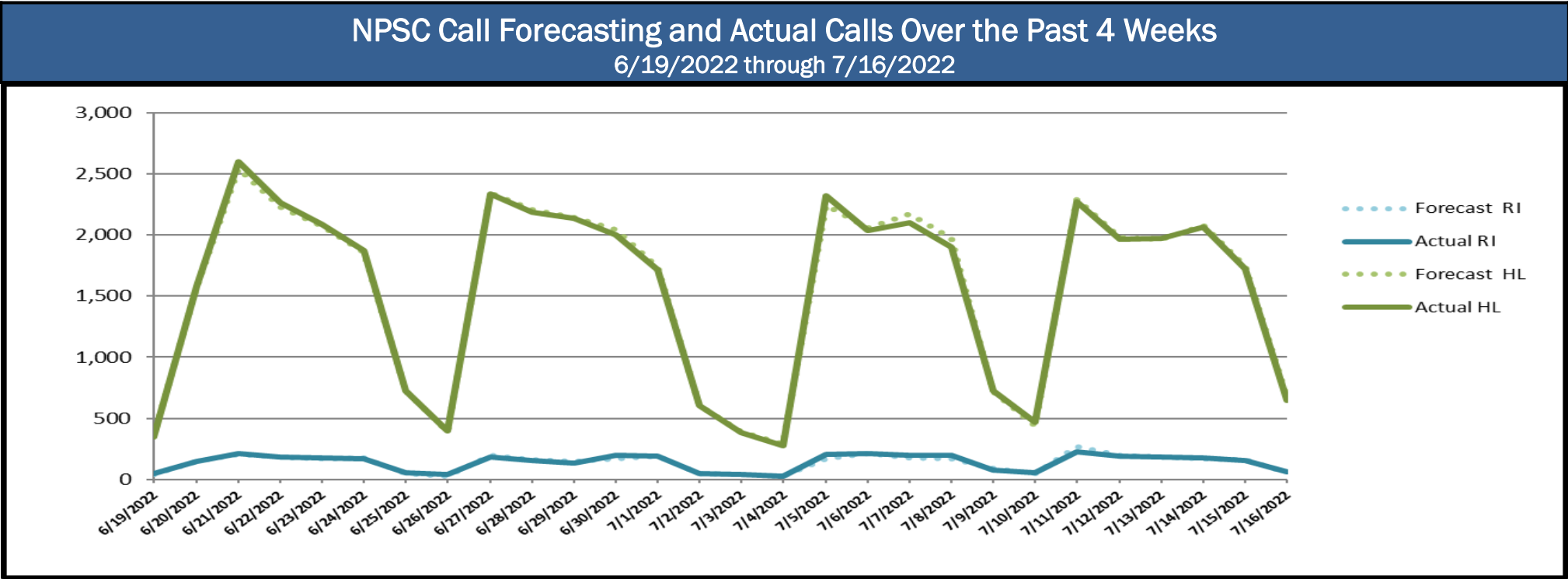
DR	IA Declaration Date	Program End Date	Current # of Households in Direct Housing (Weekly Change)
4630-KY	12/12/2021	6/13/2023	76 (3)
4611-LA	8/29/2021	2/28/2023	3004 (37)
4610-CA	8/24/2021	2/24/2023	18 (0)
4570-LA	10/16/2020	4/16/2022	85 (0)
4569-CA	10/16/2020	4/16/2022	0 (0)
4562-OR	9/15/2020	3/15/2022	106 (-4)
4559-LA	8/28/2020	2/28/2022	1026 (-15)
4558-CA	8/22/2020	2/22/2022	0 (0)
4339-PR	9/20/2017	9/20/2019	1 (0)
4332-TX	8/25/2017	8/25/2019	2 (0)



States with Currently Occupied Units

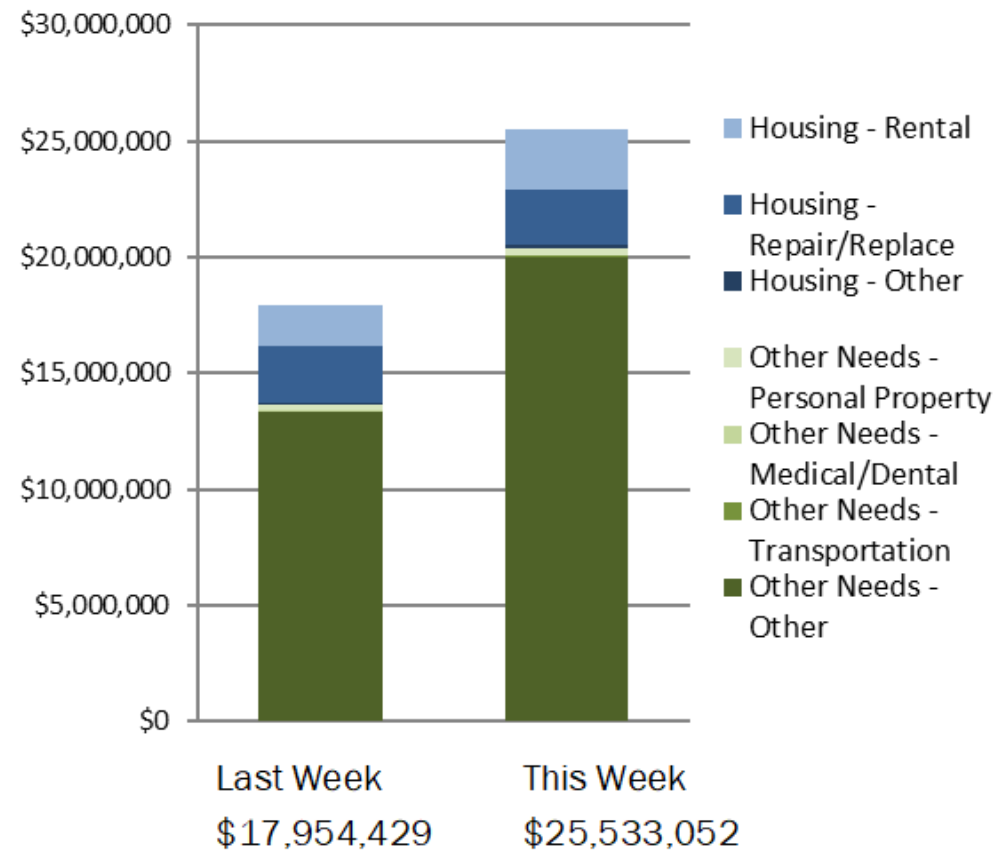
NPSC Call Activity

NPSC Call Activity in the Past Week 7/10/2022 through 7/16/2022		
Call Type	Projected Calls	Actual Calls
Registration Intake:	1,092	1,049
Helpline:	11,162	11,112
Combined:	12,254	12,161



Individual Assistance Activity

IHP Approved per Category in the Past
2 Weeks – 7/4/2022 through 7/18/2022



FEMA



FEMA

Helping people before, during, and after disasters.



Scan to subscribe to this briefing.