

FEMA National Watch Center

Daily Operations Briefing

Tuesday, June 28, 2022

8:30 a.m. ET



FEMA

National Current Ops / Monitoring

New Significant Incidents / Ongoing Ops

- COVID-19

Hazard Monitoring

- Severe Thunderstorms Possible – MT and WI
- Tropical Activity:
 - Atlantic:
 - Potential Tropical Cyclone Two: High (90%)
 - Disturbance 1: Low (30%)
 - Disturbance 2: Low (20%)
 - Eastern Pacific:
 - Tropical Depression Celia
 - Disturbance 1: Medium (50%)

Disaster Declaration Activity

- No new declaration activity

Event Monitoring

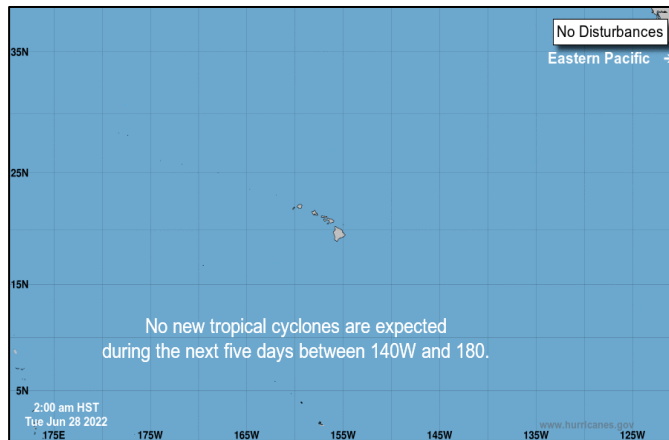
- No significant events



FEMA

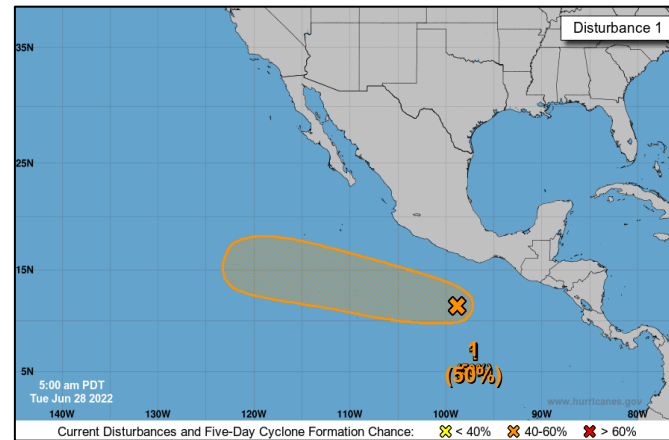
Tropical Outlook – Five Day

Central Pacific



- No new tropical cyclones are expected during the next five days

Eastern Pacific



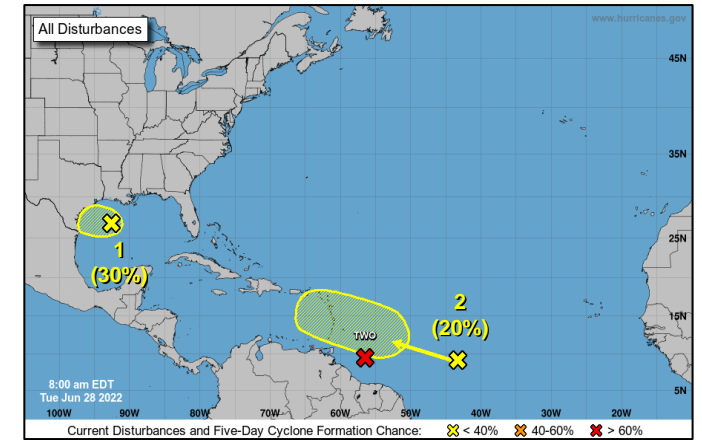
Tropical Depression Celia (Advisory #47 as of 5:00 a.m. ET)

- 625 miles W of Baja California
- Maximum sustained winds 35 mph
- Moving WNW at 12 mph
- Expected to become a post-tropical remnant low today

Disturbance 1 (as of 8:00 a.m. ET)

- Located a few hundred miles offshore of southern Mexico
- Tropical depression could form by this weekend
- Formation chance – 48-hour: Medium (40%); 5-day: Medium (50%)

Atlantic



Potential Tropical Cyclone Two (Advisory #3A as of 8:00 a.m. ET)

- 330 miles E of Trinidad
- Maximum sustained winds 40 mph
- Moving W at 23 mph
- Formation chance – 48-hour: High (70%); 5-day: High (90%)

Disturbance 1 (as of 8:00 a.m. ET)

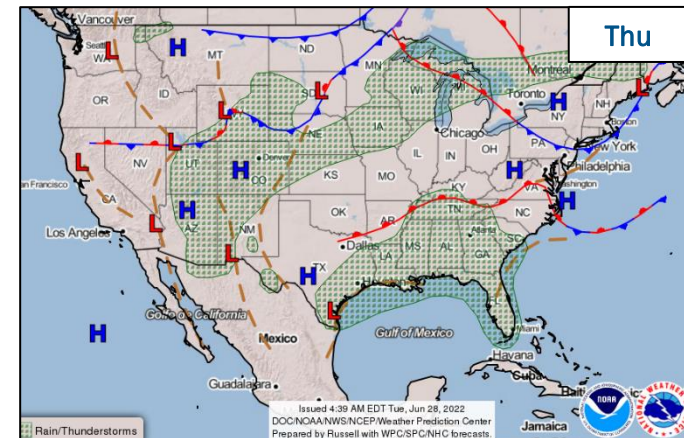
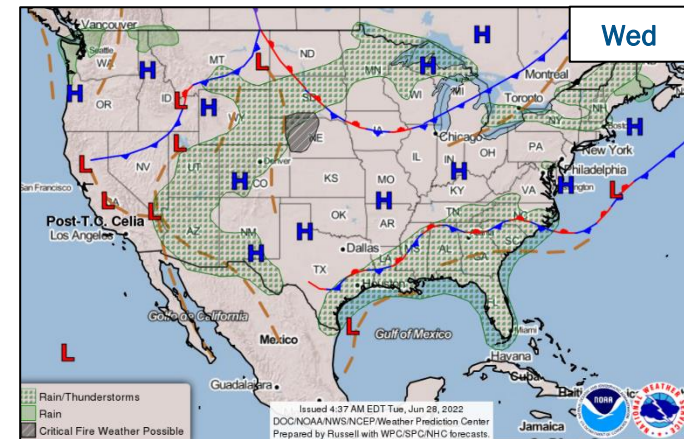
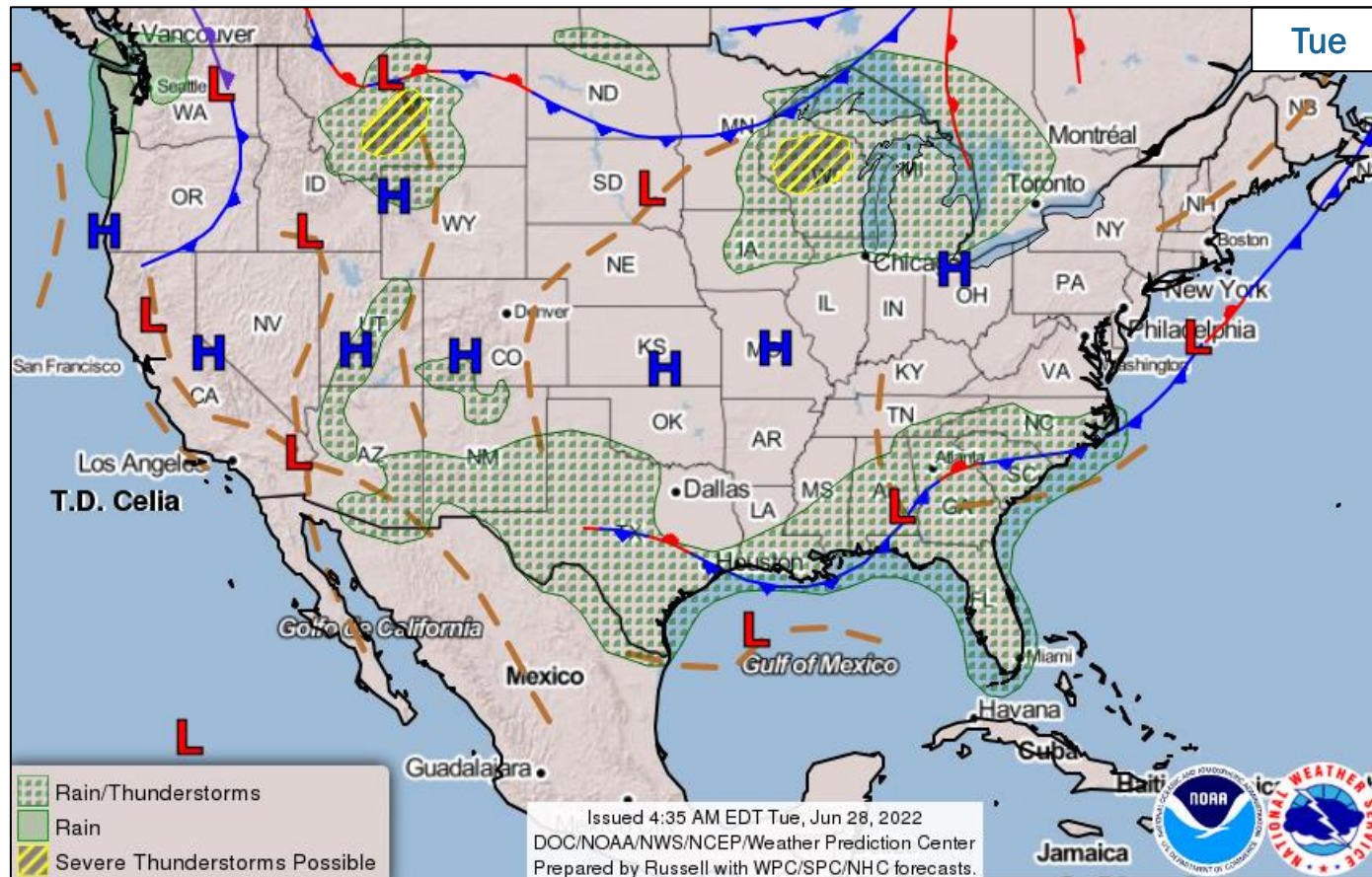
- Located over the northwestern Gulf of Mexico
- Development of this system is expected to be slow
- Formation chance – 48-hour: Low (20%); 5-day: Low (30%)

Disturbance 2 (as of 8:00 a.m. ET)

- 1,000 miles E of the Windward Islands
- Gradual development later this week
- Formation chance – 48-hour: Low (near 0%); 5-day: Low (20%)

National Watch Center

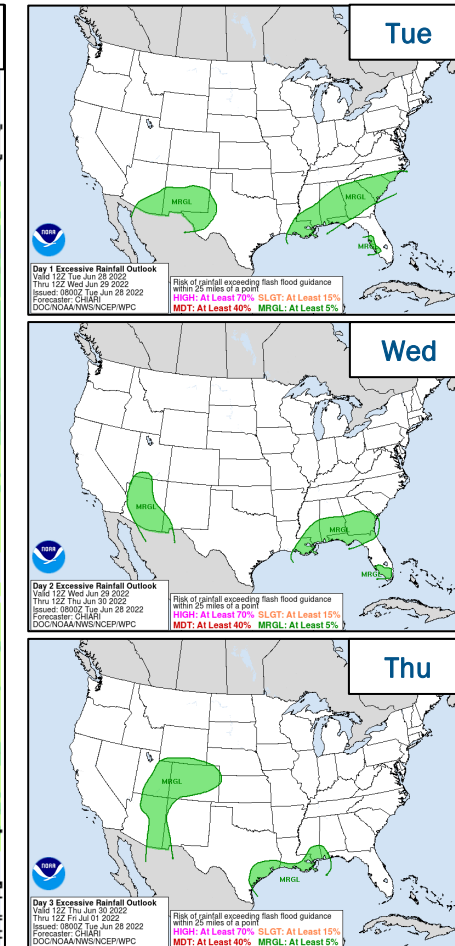
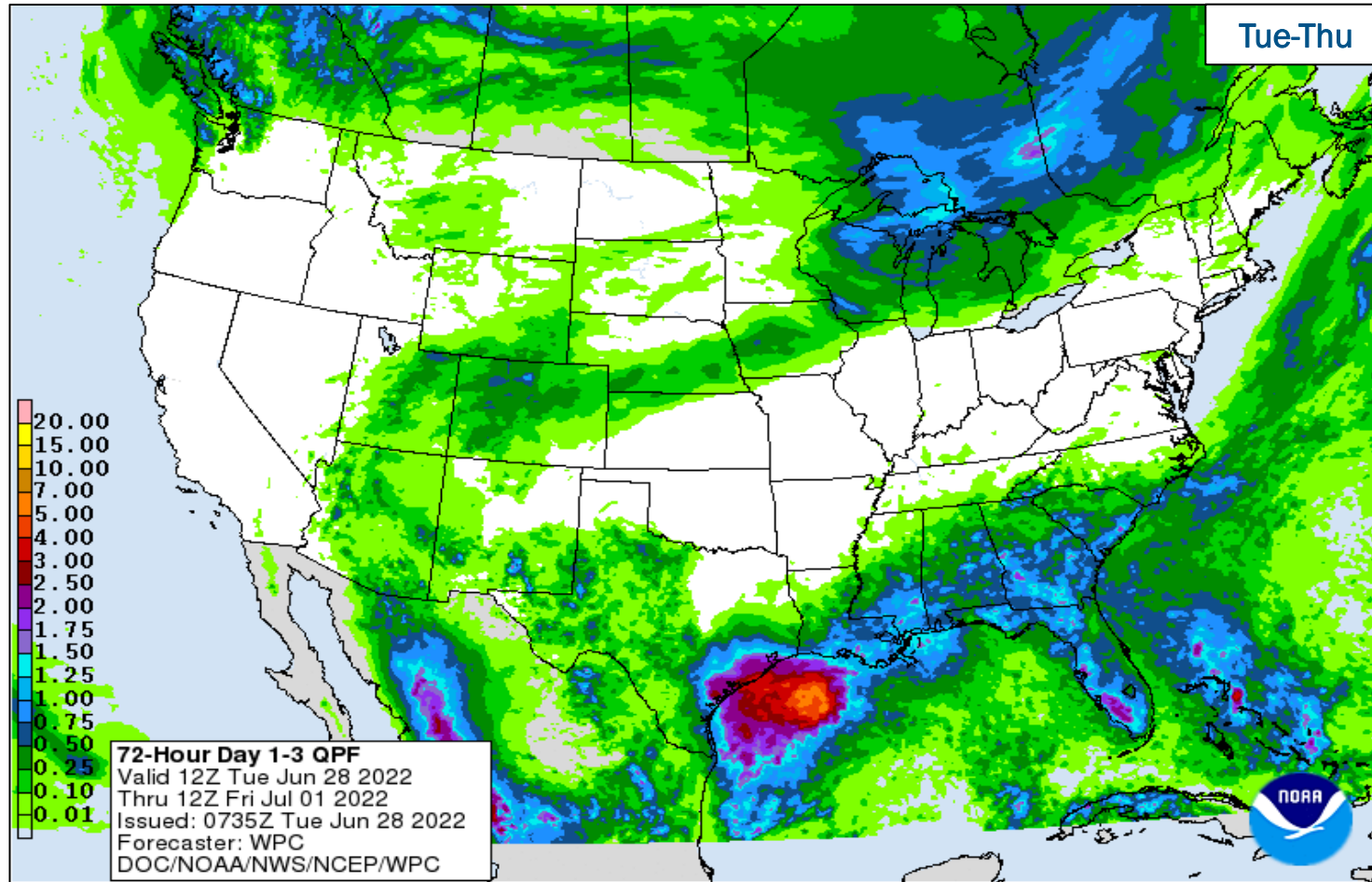
National Weather Forecast



FEMA

National Watch Center

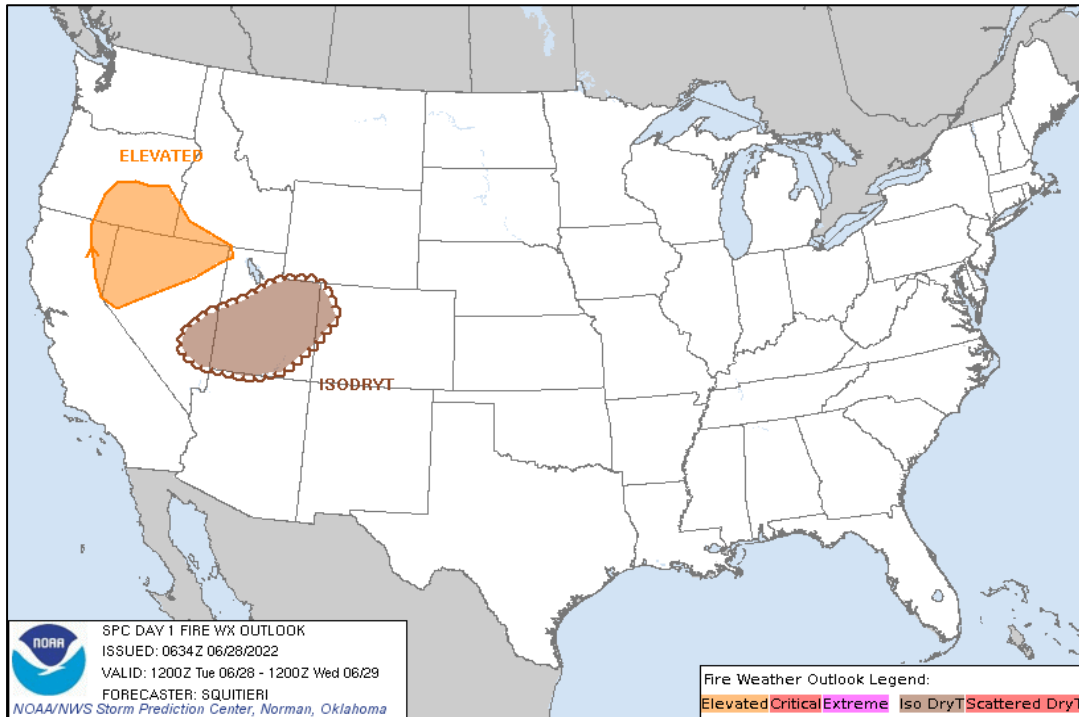
Precipitation & Excessive Rainfall



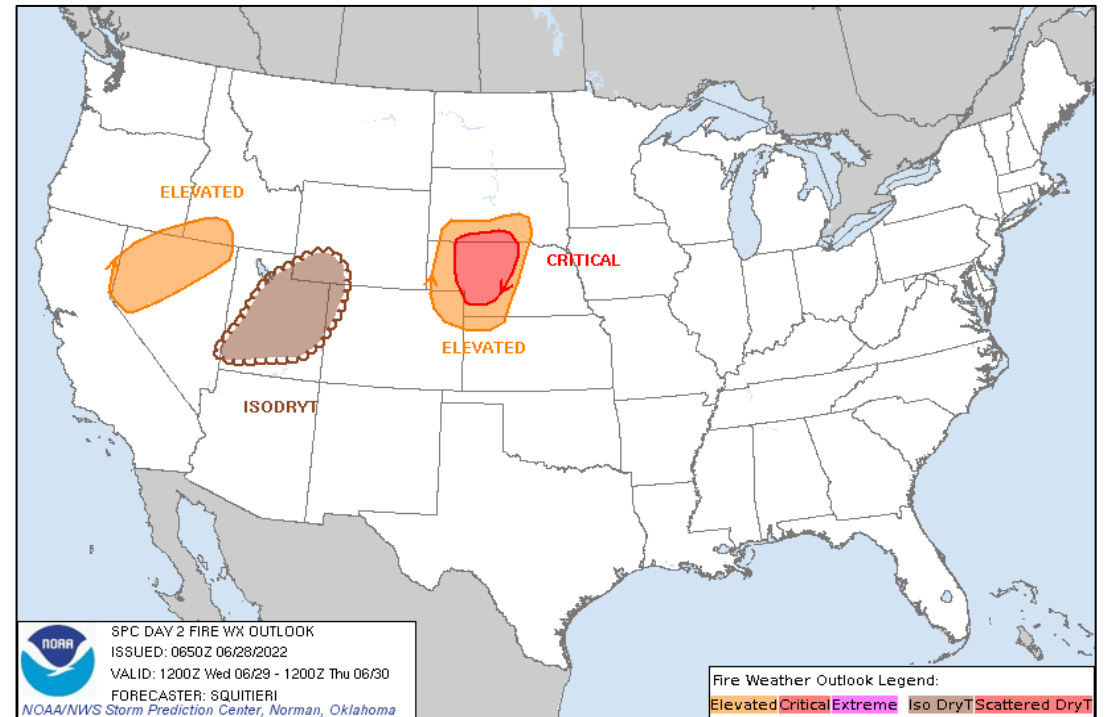
FEMA

National Watch Center

Fire Weather Outlook



Today



Tomorrow



FEMA

National Watch Center

Wildfire Summary

Fire Name (Co., ST)	FMAG #	Acres Burned	Percent Contained	Evacuations	Structures (Homes / Other)			Fatalities / Injuries
					Threatened	Damaged	Destroyed	
Clear (Yukon-Koyukuk Census Area/Denali Borough, AK)	5442-FM-AK	9,555	7%	M: 20	H: 110	H: 0	H: 0	1 (+1) / 0
				V: 0	O: 0 (-50)	O: 0	O: 0	

(Evacuations: M = Mandatory / V = Voluntary; Structures: H = Homes and Mixed Commercial/Residential / O = Non-residential Commercial/Other Minor Structures)

Joint Preliminary Damage Assessments

Region	State / Location	Incident	IA	Number of Counties		Start – End
			PA	Requested	Complete	
VI	MCN (Muscogee Creek Nation)	Tornadoes, Severe Storms, and Flooding May 2-5	IA	1	1	5/16 – 5/24
			PA	1	0	5/16 – TBD
	OK	Tornadoes and Severe Flooding May 2-5	IA	7	7 (+3)	5/2 – 6/25
			PA	19	19	5/18 – 5/31
VII	NE	Severe Storms May 12-13	IA	0	0	N/A
			PA	23	20	6/7 – TBD



FEMA

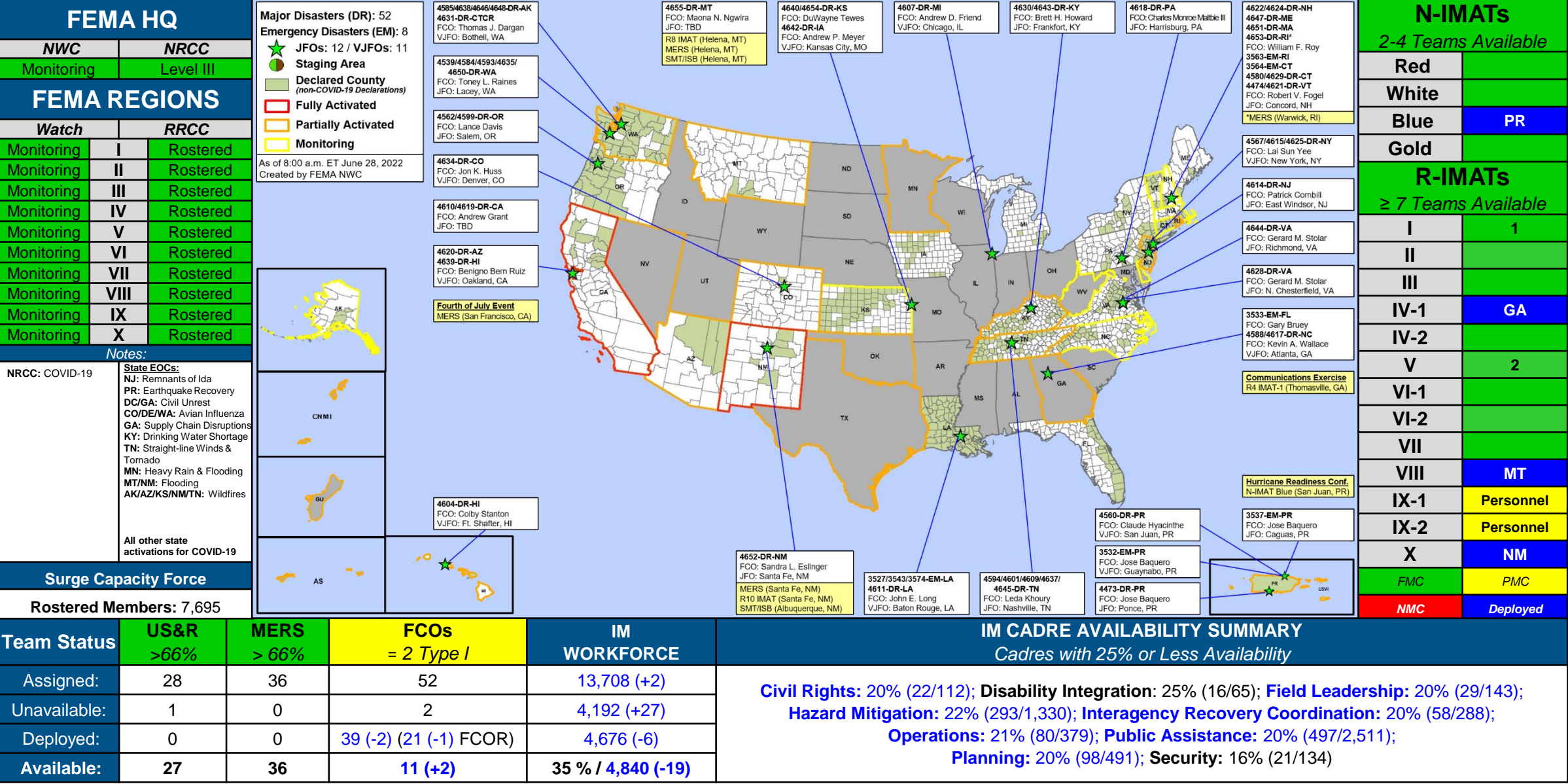
Declaration Requests in Process – 10

State / Tribe / Territory – Incident Description	Type	IA	PA	HM	Requested
MS – Severe Storm, Straight-line Winds, and Tornadoes	DR	X		X	Apr 28
MS – Severe Storm, Straight-line Winds, and Tornadoes	DR	X		X	Apr 29
TN – Wildfire, Straight-line Winds, and Tornadoes	DR	X		X	May 27
WV – Severe Storms and Flooding	DR	X		X	Jun 3
MI – Tornado	DR	X		X	Jun 8
SD – Derecho	DR		X	X	Jun 10
OK – Severe Storms, Tornadoes, and Flooding	DR	X		X	Jun 15
MN – Severe Storms, Straight-line Winds, Tornadoes, and Flooding	DR		X	X	Jun 22
MN – Severe Storms, Straight-line Winds, and Flooding	DR		X	X	Jun 23
ND – Severe Winter Storm and Flooding	DR		X	X	Jun 23



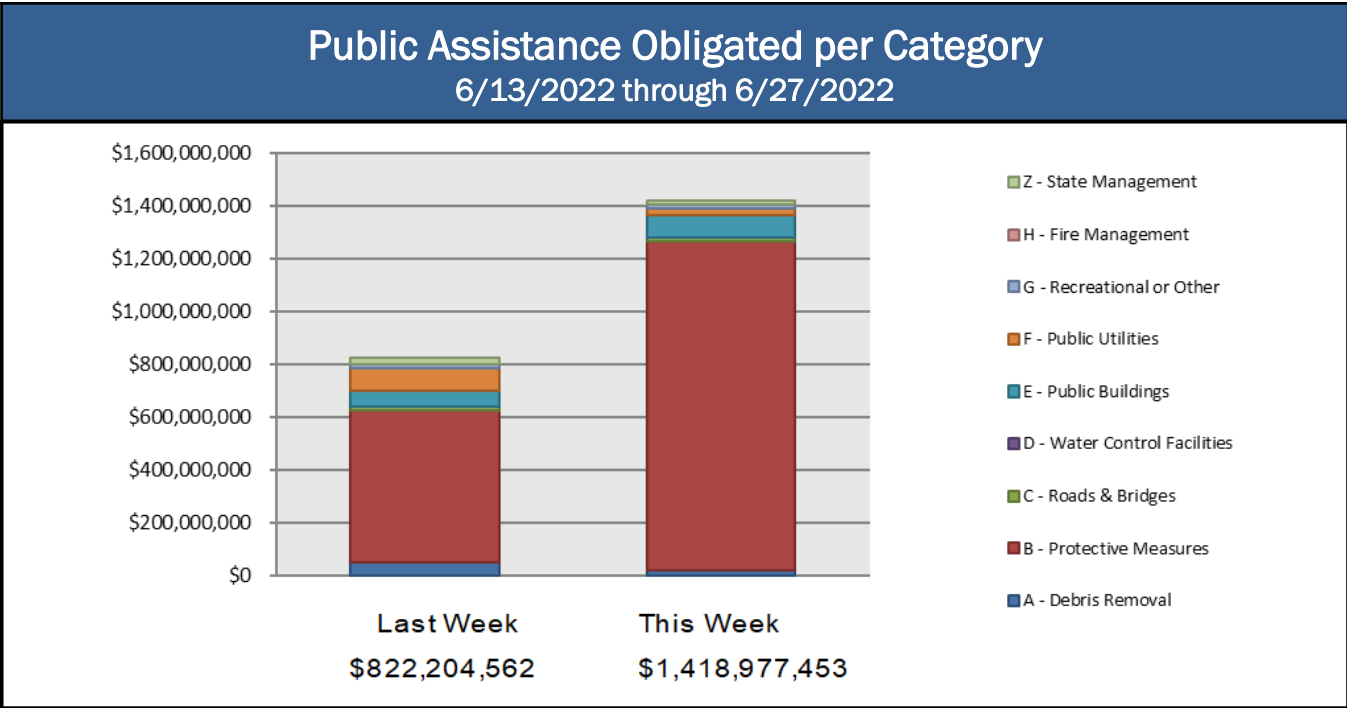
FEMA

FEMA Common Operating Picture



Public Assistance Grant Program

PA Project Worksheets Obligated in past week, as of 6/27/22 at 1500 EDT										
PA Category	Emergency Work		Permanent Work							Total
	A - Debris Removal	B - Protective Measures	C - Roads & Bridges	D - Water Control Facilities	E - Public Buildings	F - Public Utilities	G - Recreational or Other	H - Fire Management	Z - State Management	
Number Of PWs Obligated	58	182	78	7	44	30	24	0	41	464
Federal Share Obligated	\$16,854,258.45	\$1,249,979,447.37	\$12,113,716.46	\$529,585	\$83,948,054.95	\$28,203,441.53	\$12,797,347.06	\$0	\$14,551,601.79	\$1,418,977,452.86



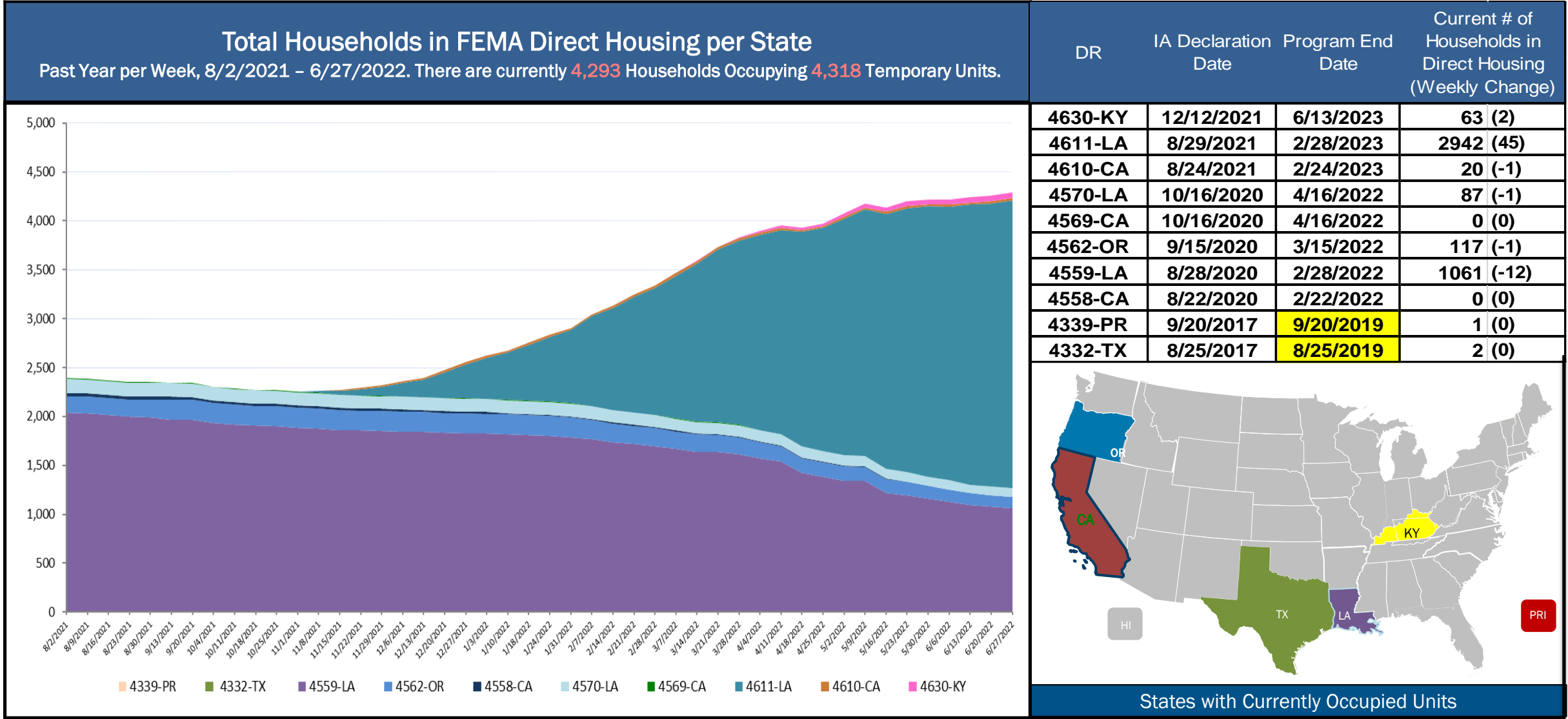
COVID-19 Obligated
as of 6/27/2022

- Total Public Assistance Obligated: \$47,621,994,680

This Week's PA Highlights

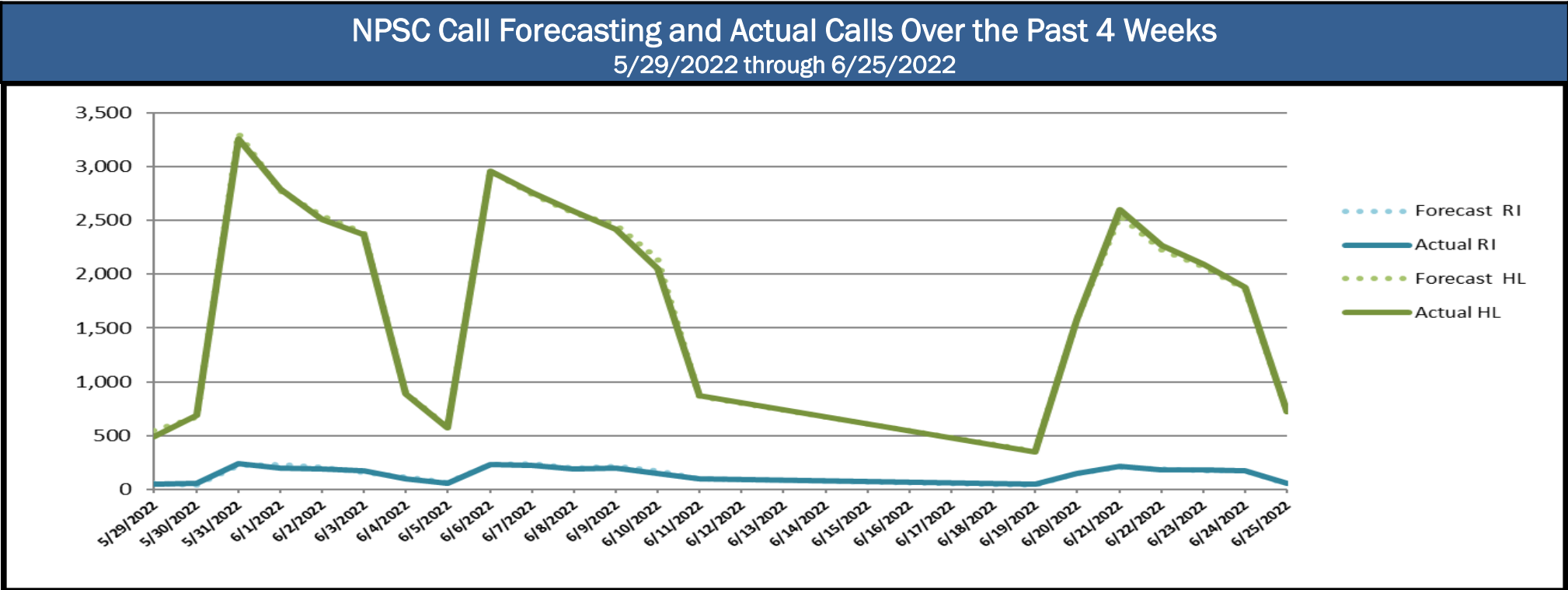
- In 4484-LA
\$ 606 Million obligated for Category B – Protective Measures
- In 4480-NY
\$415 Million obligated for Category B – Protective Measures
- In 4520-WI
\$91 Million obligated for Category B – Protective Measures

Direct Housing



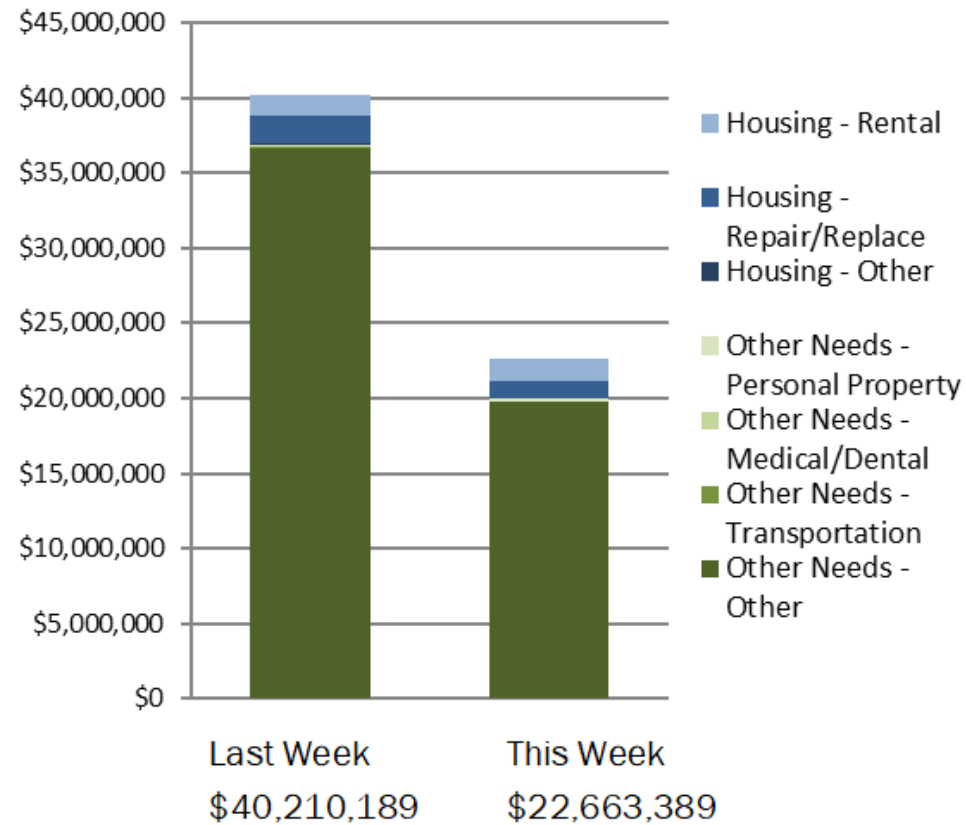
NPSC Call Activity

NPSC Call Activity in the Past Week		
6/19/2022 through 6/25/2022		
Call Type	Projected Calls	Actual Calls
Registration Intake:	977	997
Helpline:	11,353	11,489
Combined:	12,330	12,486



Individual Assistance Activity

IHP Approved per Category in the Past
2 Weeks – 6/13/2022 through 6/27/2022





FEMA

Helping people before, during, and after disasters.



Scan to subscribe to this briefing.