

FEMA National Watch Center

# Daily Operations Briefing

Tuesday, June 21, 2022

8:30 a.m. ET



**FEMA**

# National Current Ops / Monitoring

---

## New Significant Incidents / Ongoing Ops

- COVID-19

## Hazard Monitoring

- Tropical Activity:
  - Eastern Pacific: Tropical Depression Celia
- Heavy rain and flash flooding – Southwest

## Disaster Declaration Activity

- No new declaration activity

## Event Monitoring

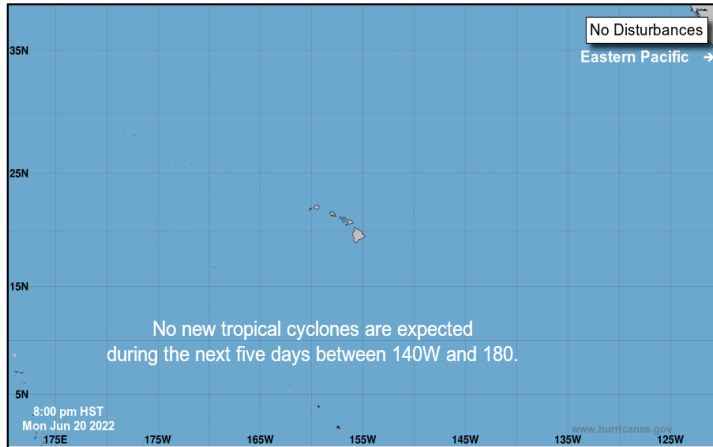
- No significant events



**FEMA**

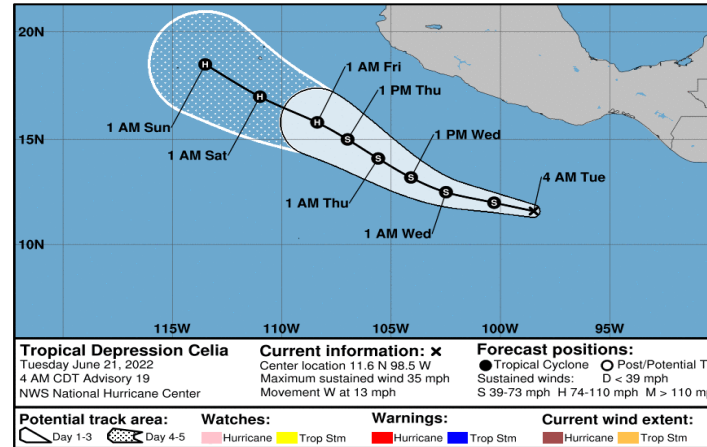
# Tropical Outlook – Five Day

## Central Pacific



- No new tropical cyclones are expected during the next five days

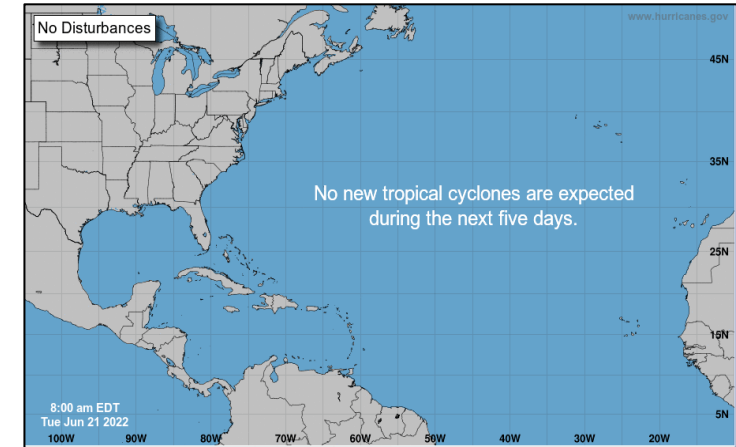
## Eastern Pacific



### [Tropical Depression Celia](#) (*Advisory #19 as of 5:00 a.m. ET*)

- 380 miles SSE of Acapulco, Mexico
- Moving W at 13 mph
- Maximum sustained winds 35 mph
- Gradual strengthening is forecast, and Celia will likely become a tropical storm today

## Atlantic



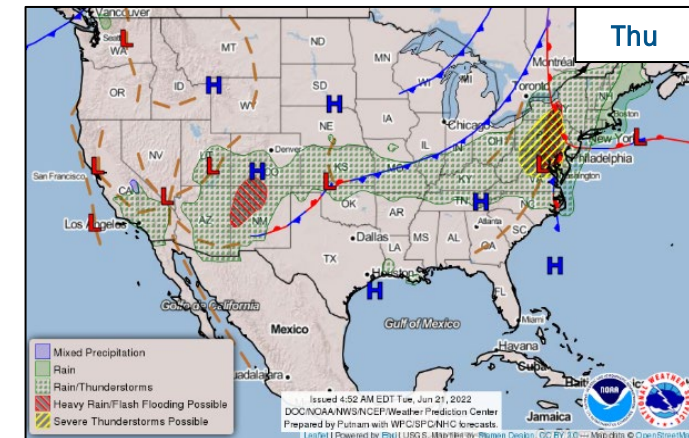
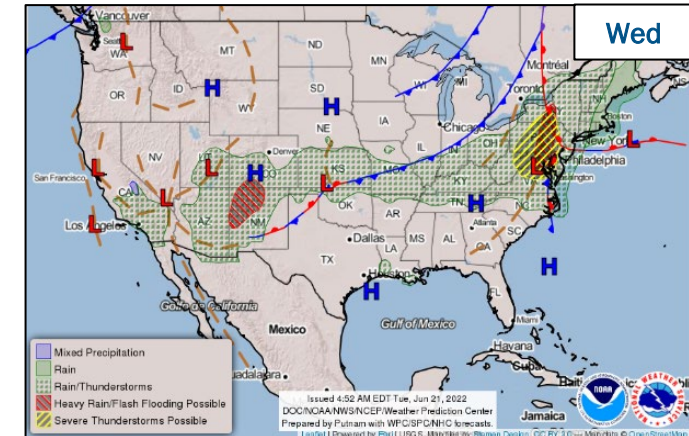
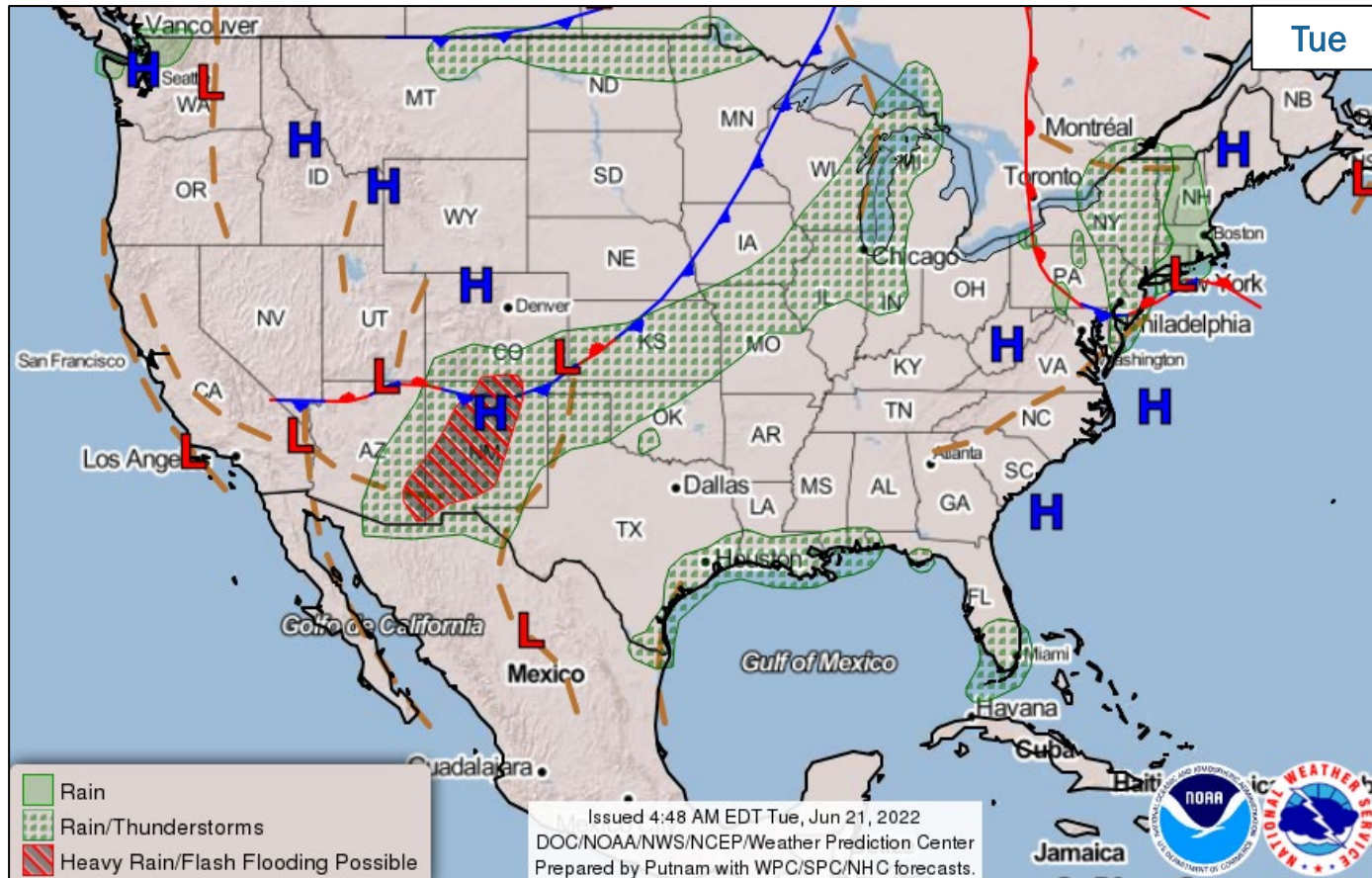
- No new tropical cyclones are expected during the next five days



FEMA

National Watch Center

# National Weather Forecast

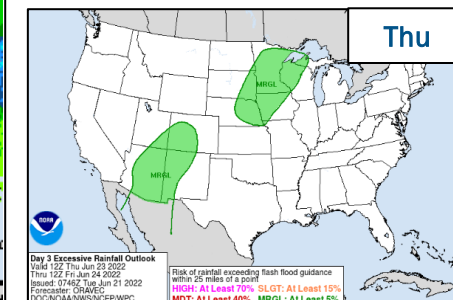
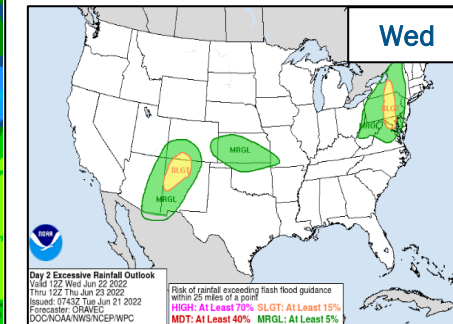
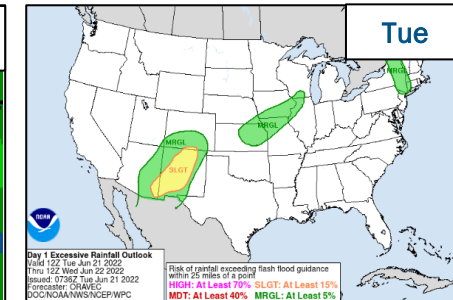
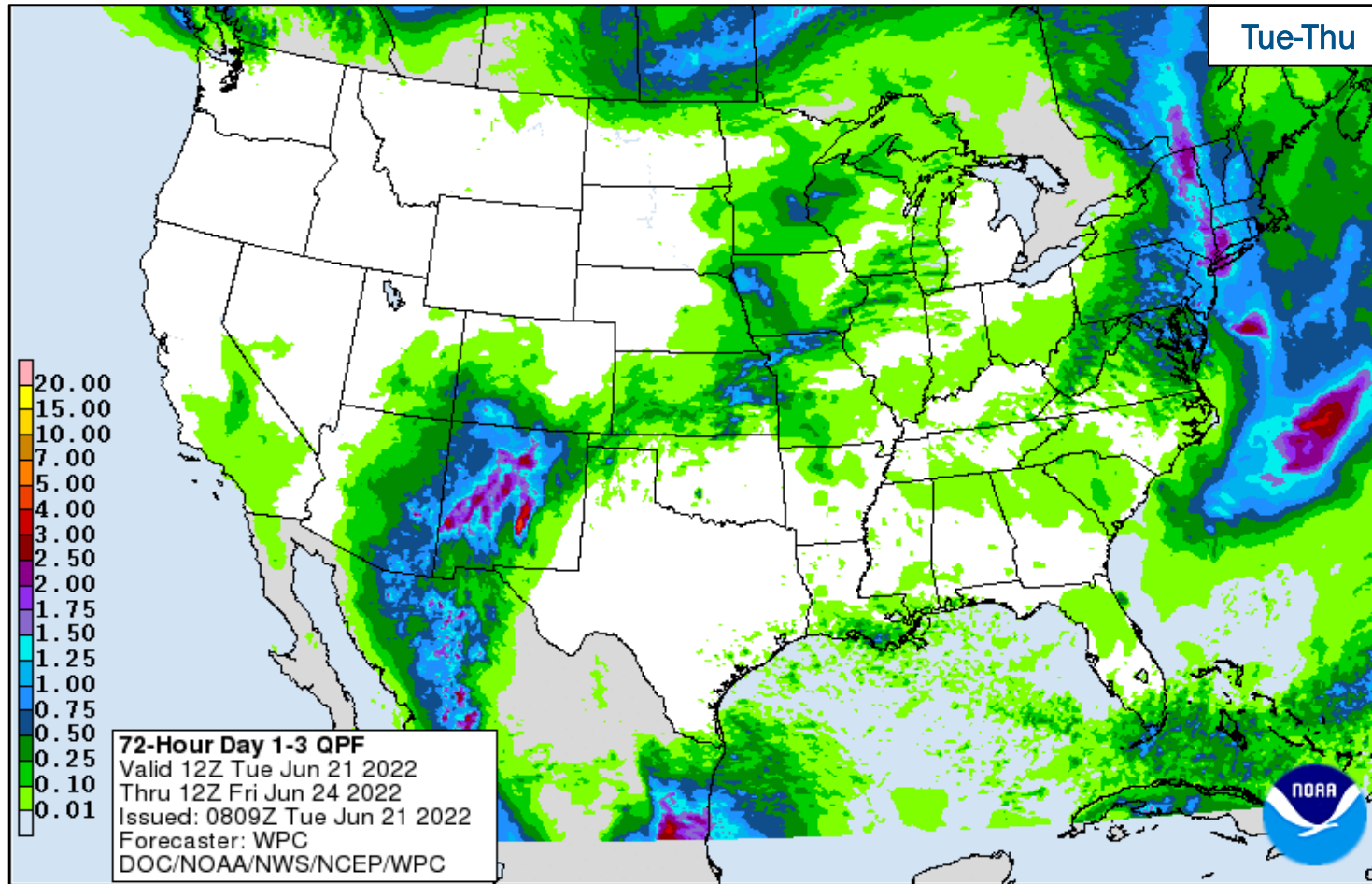


FEMA

National Watch Center



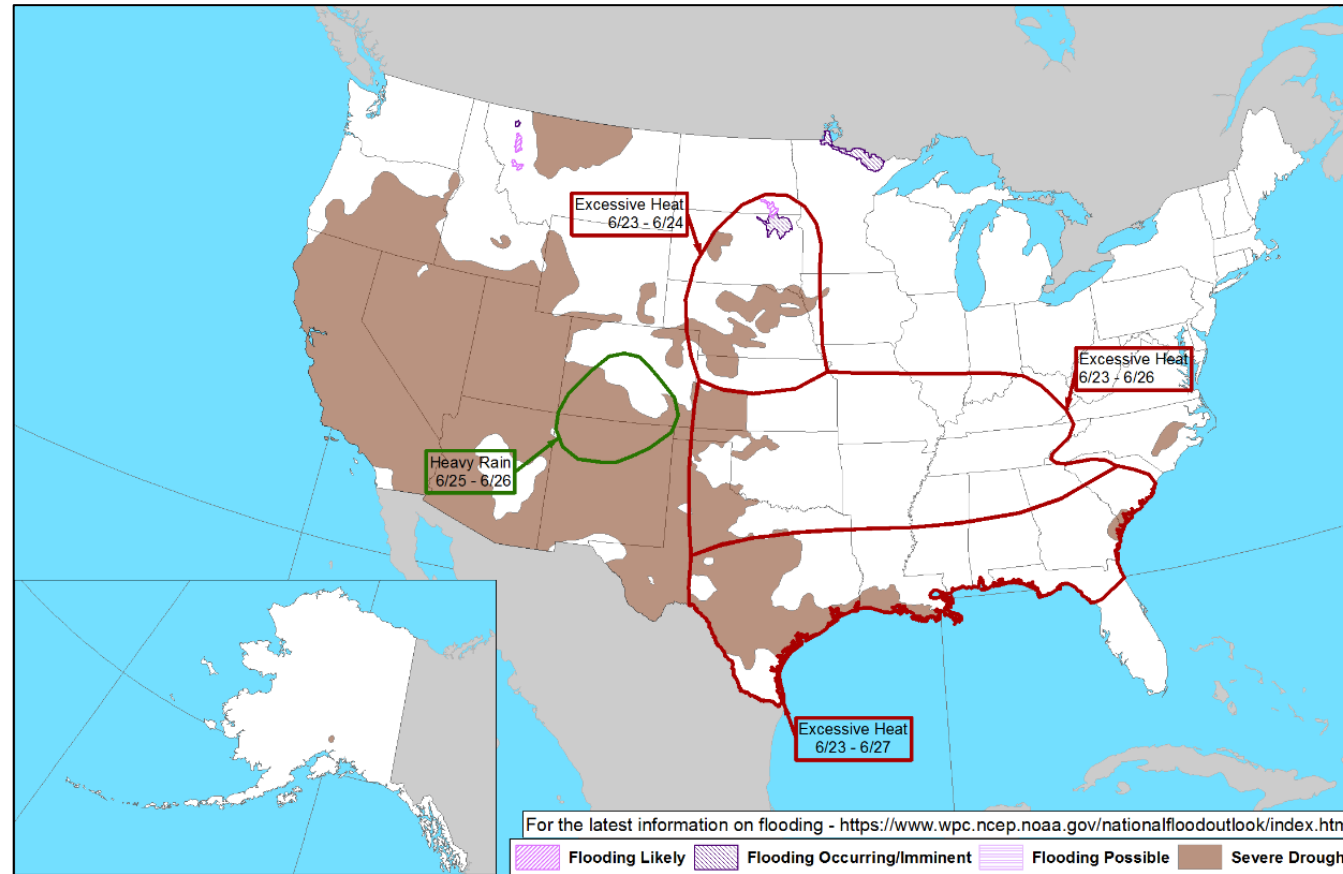
# Precipitation & Excessive Rainfall



FEMA

National Watch Center

# Hazards Outlook – Jun 23-27



FEMA

# Wildfire Summary

Fire Name (County, ST)	FMAG #	Acres Burned	Percent Contained	Evacuations	Structures (Homes / Other)			Fatalities / Injuries
					Threatened	Damaged	Destroyed	
Pipeline (Coconino, AZ)	5441-FM-AZ	26,528 (+55)	60% (+10)	M: 2,100	H: 35	H: 0	H: 1	0 / 3
				V: 0	O: 0	O: 0	O: 1	

(Evacuations: M = Mandatory / V = Voluntary; Structures: H = Homes and Mixed Commercial/Residential / O = Non-residential Commercial/Other Minor Structures)

# Joint Preliminary Damage Assessments

Region	State / Location	Incident	IA	Number of Counties		Start – End
			PA	Requested	Complete	
VI	MCN <i>(Muscogee Creek Nation)</i>	Tornadoes, Severe Storms, and Flooding May 2-5	IA	1	1	5/16 – 5/24
			PA	1	0	5/16 – TBD
	OK	Tornadoes and Severe Flooding May 2-5	IA	7	4	5/2 – TBD
			PA	19	19	5/18 – 5/31
VII	NE	Severe Storms May 12-13	IA	0	0	N/A
			PA	23	10	6/7 – TBD
VIII	ND	Severe Storms and Flooding Apr 22 – May 25	IA	0	0	N/A
			PA	40	0	6/13 – TBD



**FEMA**



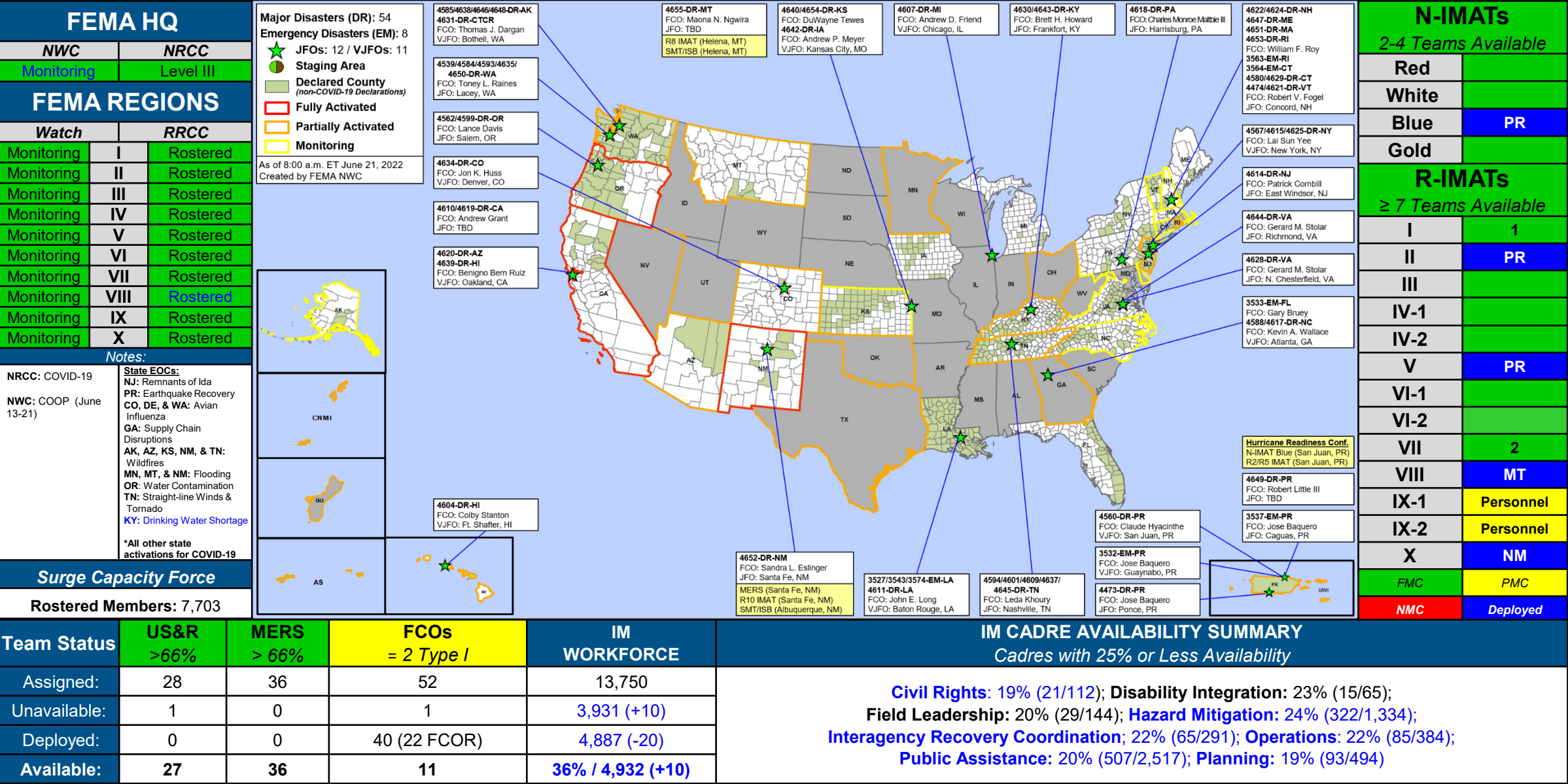
# Declaration Requests in Process – 7

State / Tribe / Territory – Incident Description	Type	IA	PA	HM	Requested
MS – Severe Storm, Straight-line Winds, and Tornadoes	DR	X		X	Apr 28
MS – Severe Storm, Straight-line Winds, and Tornadoes	DR	X		X	Apr 29
TN – Wildfire, Straight-line Winds, and Tornadoes	DR	X		X	May 27
WV – Severe Storms and Flooding	DR	X		X	Jun 3
MI – Tornado	DR	X		X	Jun 8
SD – Derecho	DR		X	X	Jun 10
OK – Severe Storms, Tornadoes, and Flooding	DR	X		X	Jun 15



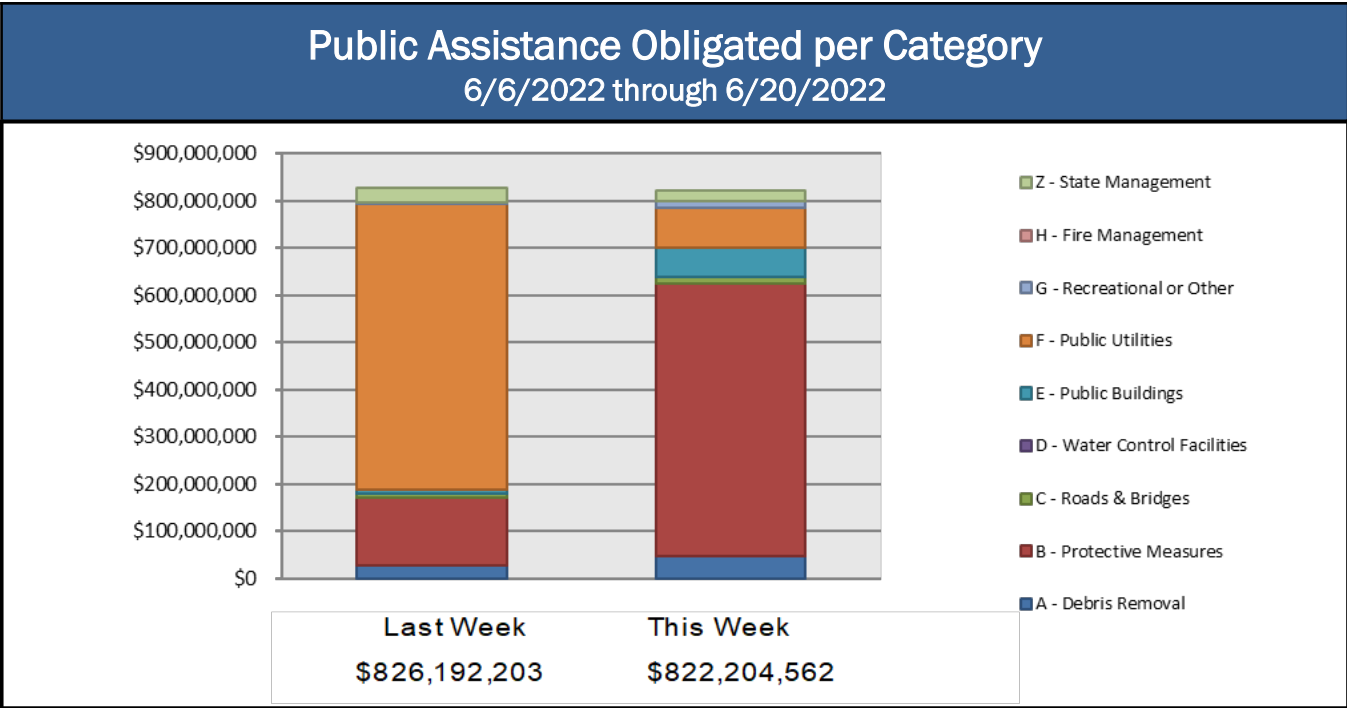
**FEMA**

# FEMA Common Operating Picture



# Public Assistance Grant Program

PA Project Worksheets Obligated in past week, as of 6/20/22 at 1500 EDT										
PA Category	Emergency Work		Permanent Work							Total
	A - Debris Removal	B - Protective Measures	C - Roads & Bridges	D - Water Control Facilities	E - Public Buildings	F - Public Utilities	G - Recreational or Other	H - Fire Management	Z - State Management	
Number Of PWs Obligated	69	294	110	9	64	32	45	0	66	689
Federal Share Obligated	\$47,519,079.86	\$575,871,200.89	\$13,785,751.13	\$277,661	\$61,456,722.31	\$87,274,229.44	\$11,818,924.64	\$0	\$24,200,993.59	\$822,204,562.46



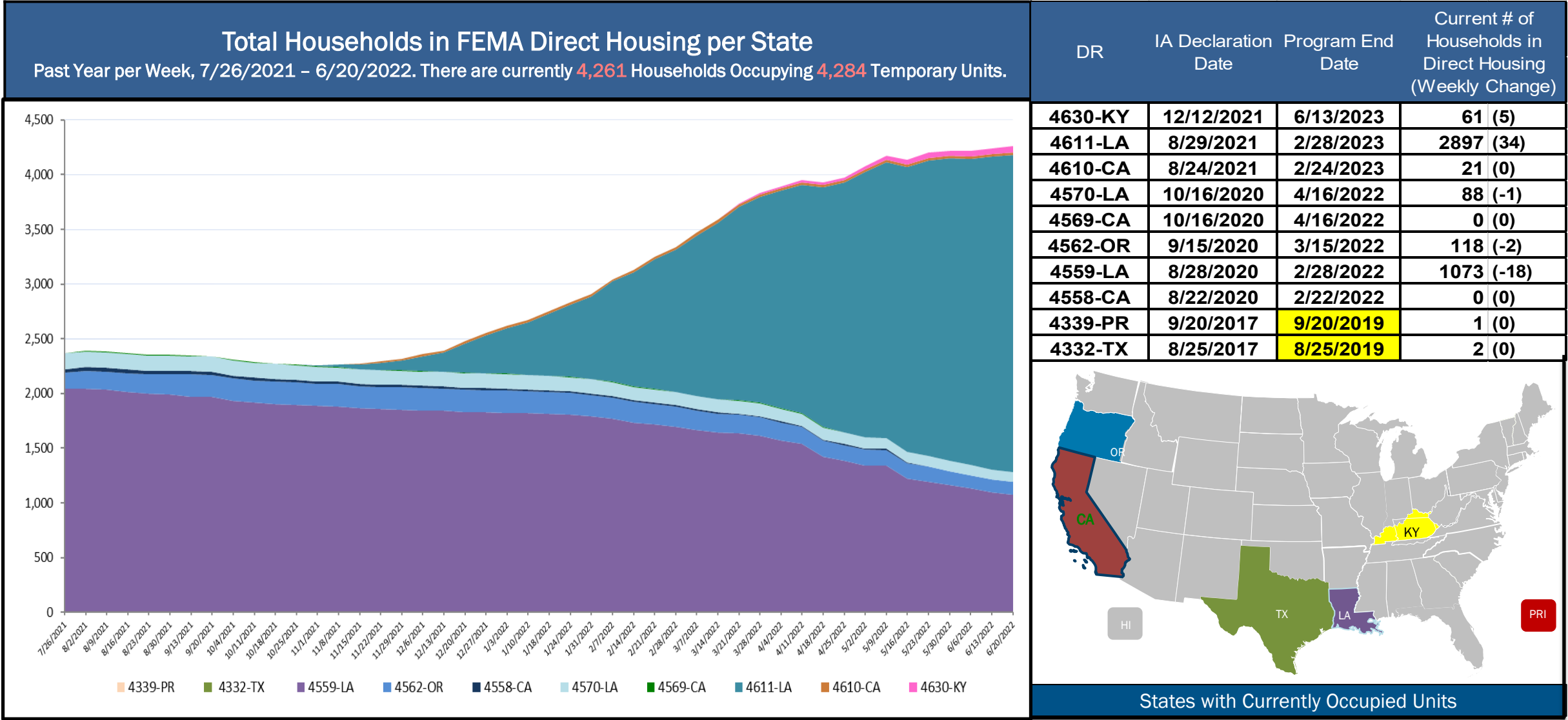
COVID-19 Obligated  
as of 6/20/2022

- Total Public Assistance Obligated: \$46,313,378,911

This Week's PA Highlights

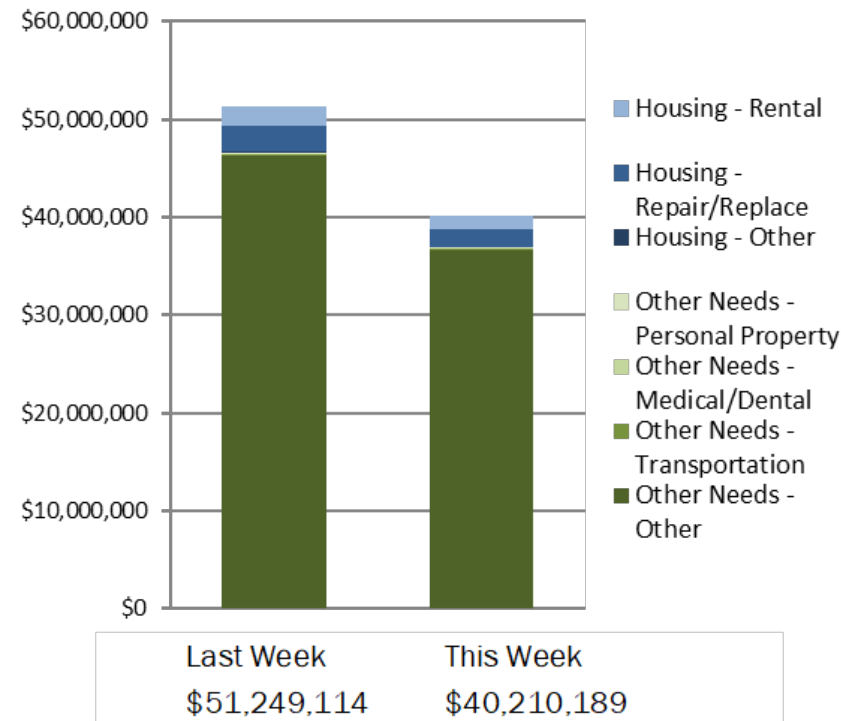
- In 4482-CA  
\$ 230 Million obligated for Category B – Protective Measures
- In 4339-PR  
\$80 Million obligated for Category F – Public Utilities
- In 4480-NY  
\$55 Million obligated for Category B – Protective Measures

# Direct Housing



# Individual Assistance Activity

IHP Approved per Category in the Past  
2 Weeks – 6/6/2022 through 6/20/2022





# FEMA

Helping people before, during, and after disasters.



*Scan to subscribe to this briefing.*