

FEMA National Watch Center

# Daily Operations Briefing

Wednesday, June 18, 2025

8:30 a.m. ET



**FEMA**

# National Current Ops / Monitoring

---

## New Significant Incidents / Ongoing Ops

- No new significant incidents / operations

## Hazard Monitoring

- Severe Weather – Southern Plains to the Great Lakes
- Excessive Rainfall – Ohio Valley and the Great Lakes
- Critical Fire Weather – Southwest and Utah
- Tropical Activity:
  - Eastern Pacific:
    - Tropical Storm Erick

---

## Disaster Declaration Activity

- No new declaration activity

## Event Monitoring

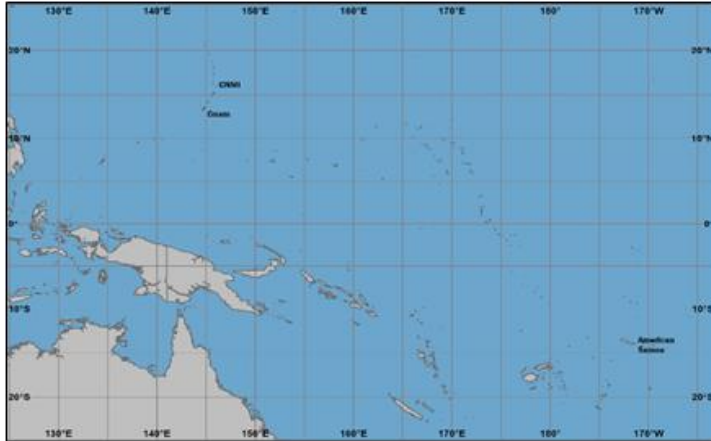
- No new significant events



**FEMA**

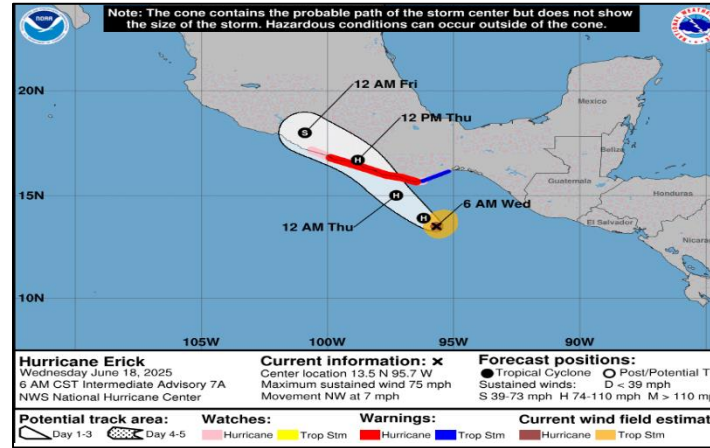
# Tropical Outlook

## Western Pacific



- No tropical cyclones threatening the U.S. territories are expected during the next 7 days

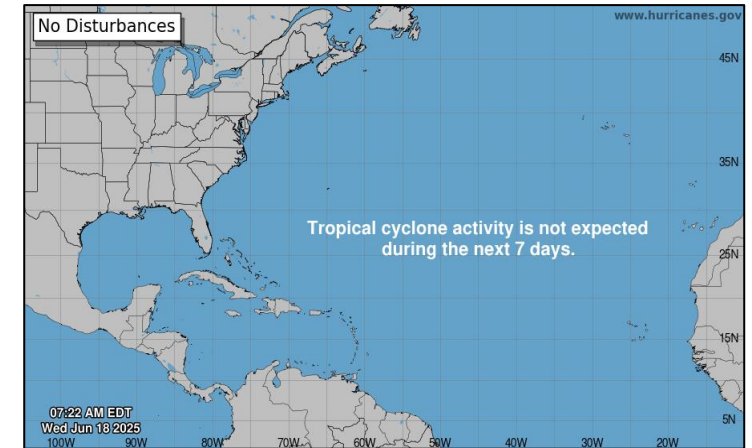
## Central and Eastern Pacific



**Situation:** [Advisory #7A, as of 7:00 a.m. ET](#)

- Located **160** miles SSE of Punta Maldonado, Mexico
- Maximum sustained winds **75** mph
- Moving **NW** at **7** mph
- The system may reach major hurricane strength when it approaches the coast of southern Mexico Thursday

## Atlantic



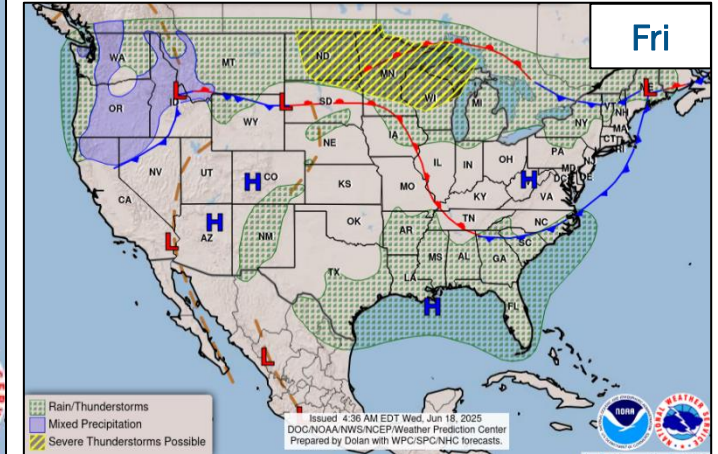
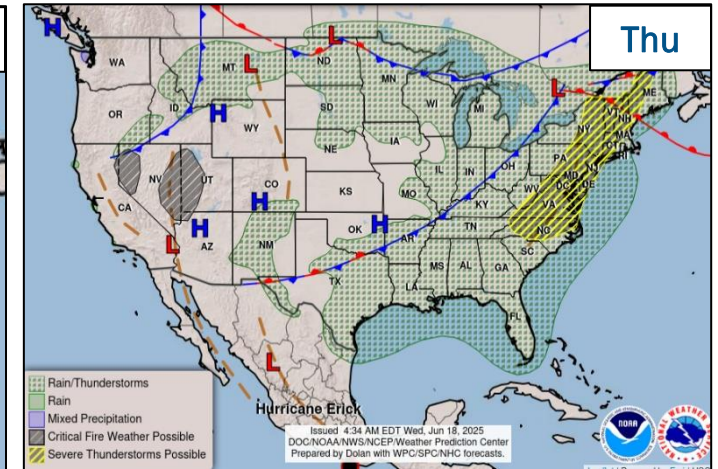
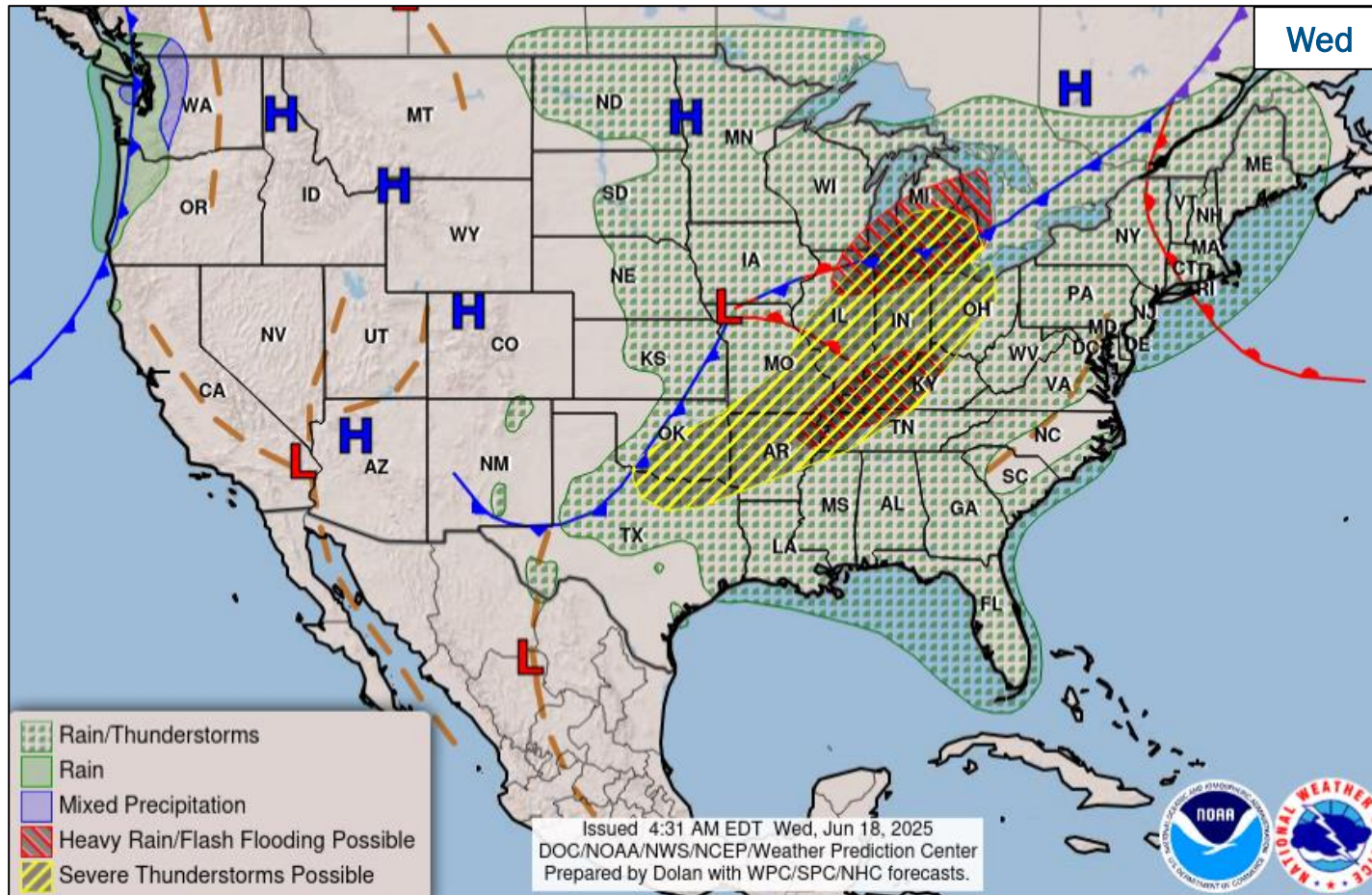
- No tropical cyclones are expected during the next 7 days



FEMA

National Watch Center

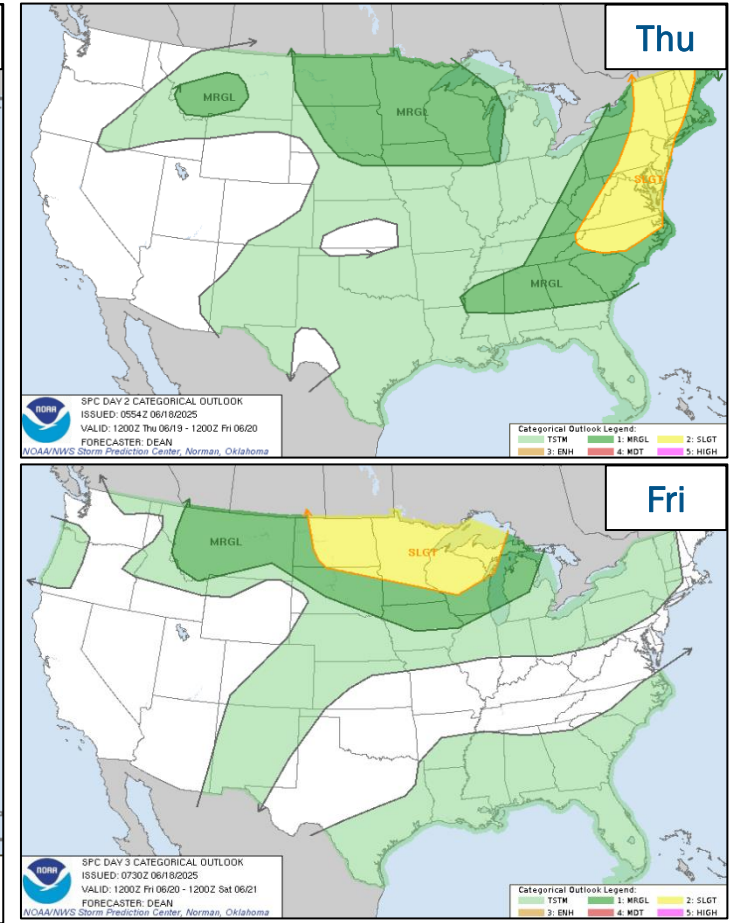
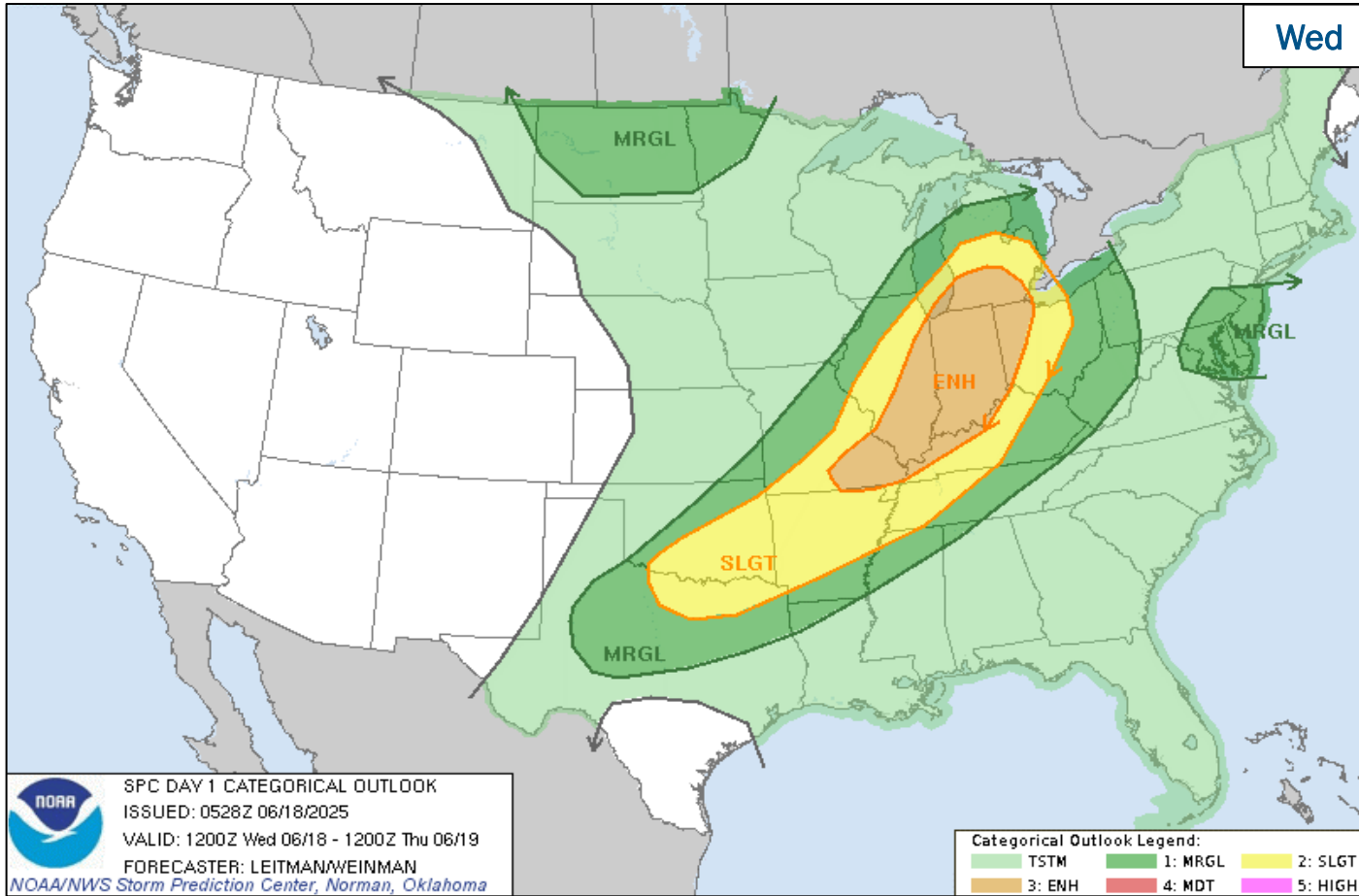
# National Weather Forecast



FEMA

National Watch Center

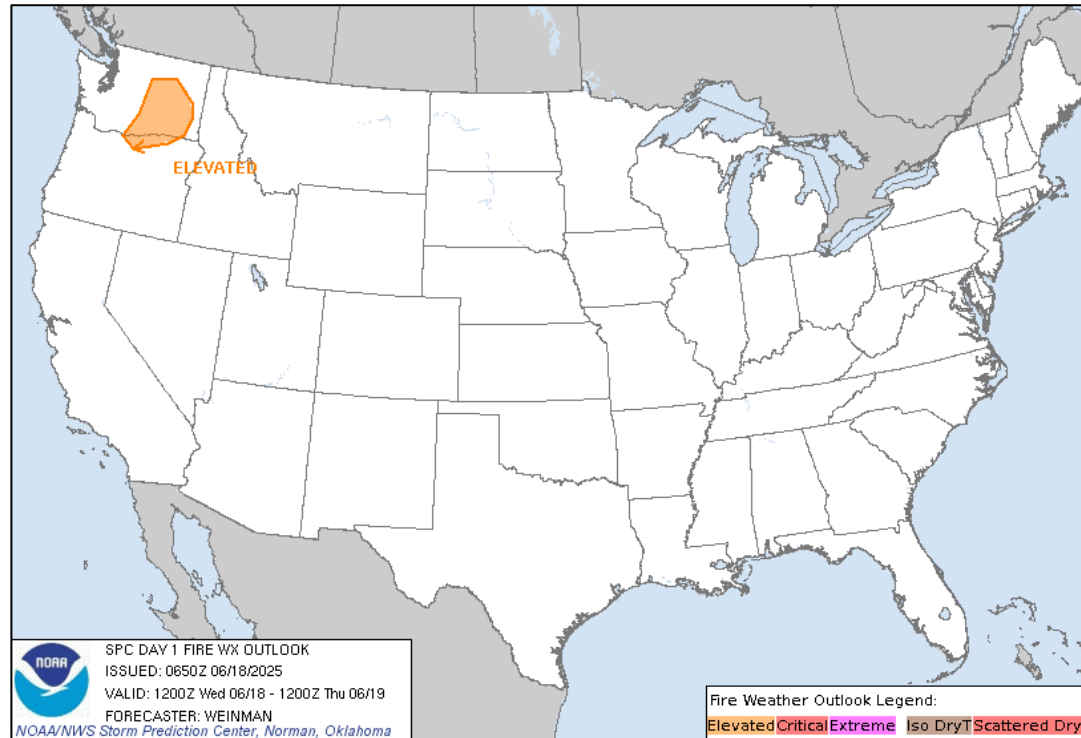
# Severe Weather Outlook



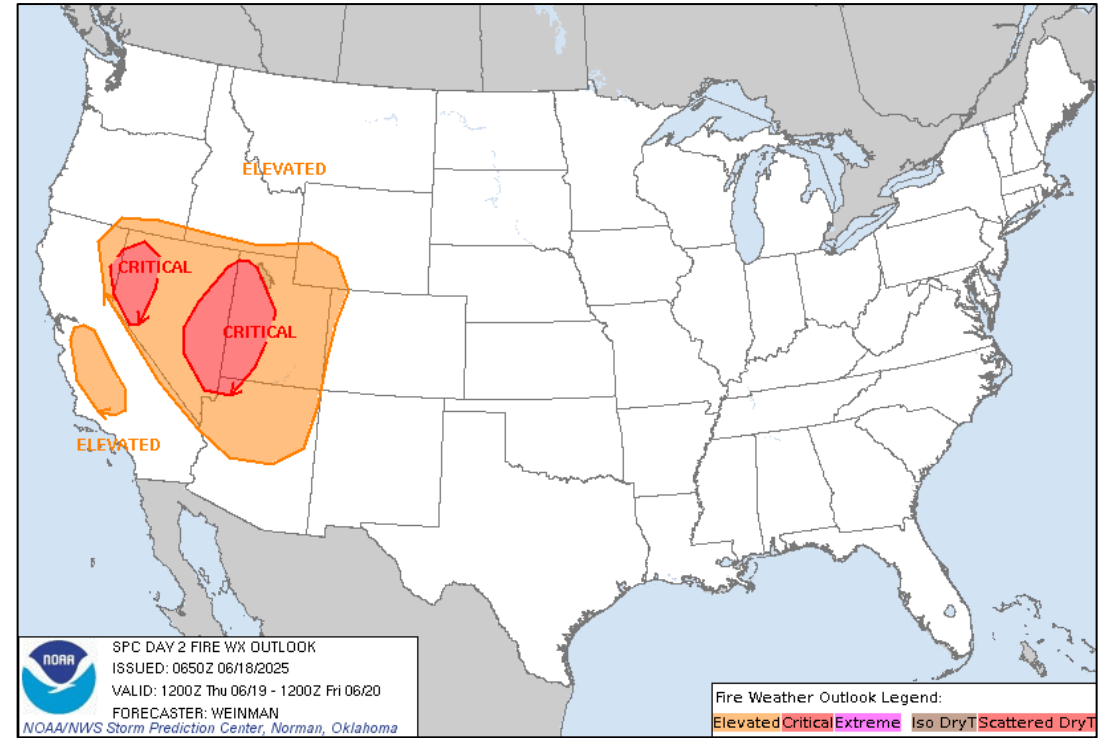
FEMA

National Watch Center

# Fire Weather Outlook



Today



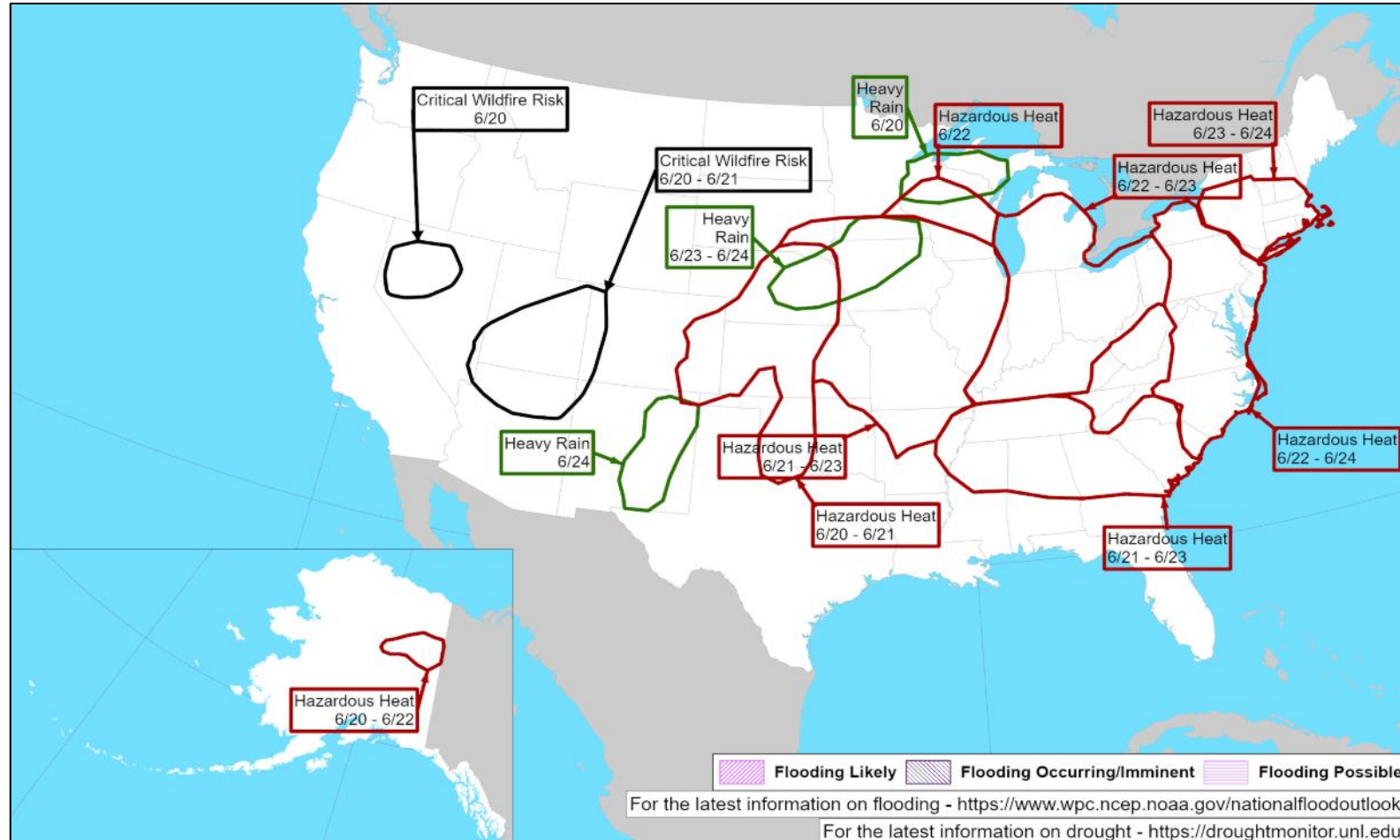
Tomorrow



FEMA

National Watch Center

# Hazards Outlook – Jun 20-24


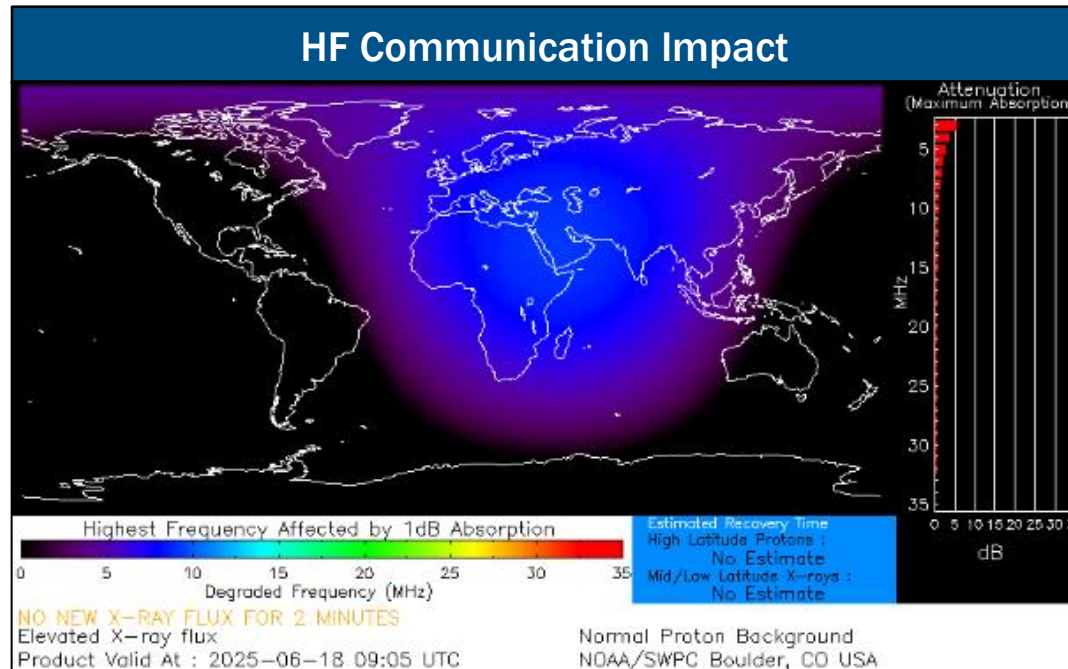


FEMA

# Space Weather Outlook

Minor	Space Weather Activity	Geomagnetic Storms	Solar Radiation	Radio Blackouts
Past 24 Hours	Strong	None	None	R3
Next 24 Hours	Moderate	None	None	R2

For further information on NOAA Space Weather Scales refer to: <http://www.swpc.noaa.gov/noaa-scales-explanation>  
 For further information on Sunspot Activity refer to: <https://www.swpc.noaa.gov/phenomena/sunspotssolar-cycle>



**FEMA**

# Wildfire Summary

Fire Name (County, ST)	FMAG #	Acres Burned	Percent Contained	Evacuations	Structures (Homes / Other)			Fatalities / Injuries
					Threatened	Damaged	Destroyed	
Rowena (Wasco, OR) FINAL	5587-FM-OR	3,700 (+130)	53% (+16)	M: LIFTED	H: 0 (-136)	H: 5	H: 56	0 / 2
				V: 0	O: 0	O: 10	O: 109	
Trout (Grant, NM)	5588-FM-NM	24,706 (+6,428)	0%	M: 2,116 (-1,001)	H: 1,980 (+733)	H: 0	H: 0	0 / 2 (+2)
				V: 0	O: 600 (+600)	O: 0	O: 0	
Alder Springs (Jefferson, OR)	5589-FM-OR	2,131 (+631)	0%	M: 1,064 (-1,624)	H: 2,052 (+797)	H: 0	H: 0	0 / 0
				V: 0	O: 1,279 (+1,279)	O: 0	O: 0	

(Evacuations: M = Mandatory / V = Voluntary; Structures: H = Homes and Mixed Commercial/Residential / O = Non-residential Commercial/Other Minor Structures)



FEMA

National Watch Center

# FEMA Common Operating Picture

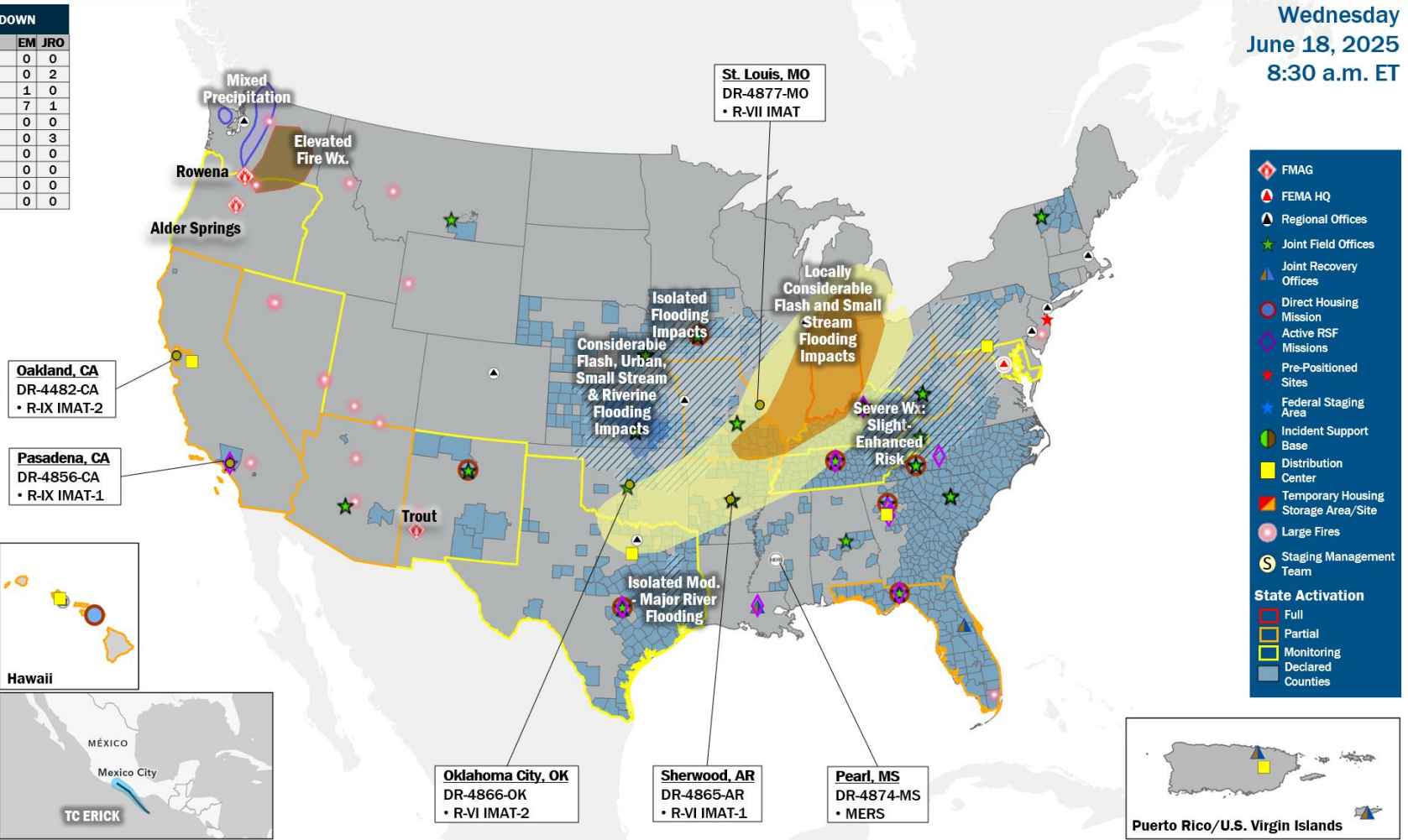
**23** Joint Field Offices    **80 + 8** Major Disasters    **10** Direct Housing Missions    **14** RSF-Supported Disasters    **6** Joint Recovery Offices

Wednesday  
June 18, 2025  
8:30 a.m. ET

FEMA HQ	
NWC	NRCC
Monitoring	Steady State
FEMA REGIONS	
Watch	RRCC
Monitoring I	Rostered
Monitoring II	Rostered
Monitoring III	Rostered
Monitoring IV	Rostered
Monitoring V	Rostered
Monitoring VI	Rostered
Monitoring VII	Rostered
Monitoring VIII	Rostered
Monitoring IX	Rostered
Monitoring X	Rostered
Notes:	
NRCC/RWCs/RRCCs: • NSTR	State EOCs: • AZ/HI/NM/TX/OR: Wildfires • MO: Severe Weather • FL/KY/TN: Previous Incidents • MD/WV: Flooding • CA/KY/NM/NV: Civil Disturbance • IN: Exercise
Volunteer Force	
Rostered 7,985	Deployed 4
Surge Capacity Force	
Rostered 8,488	Deployed 0

N-IMATs	
2-5 Teams Available	
Red	
White	
Blue	
Gold	
HS	
R-IMATs	
≥7 Teams Available	
I	2
II	
III	Demobilizing
IV-1	3/Reconstituting
IV-2	Reconstituting
V	1
VI-1	AR (May 15)
VI-2	OK (May 27)
VII	MO (Jun 10)
VIII	
IX-1	CA (Jan 8)
IX-2	CA (Mar 6)
X	Reconstituting

REGIONAL BREAKDOWN				
	JFO	DR	EM	JRO
I	2	6	0	0
II	0	0	0	2
III	2	8	1	0
IV	7	26	7	1
V	0	0	0	0
VI	4	10	0	3
VII	4	21	0	0
VIII	1	1	0	0
IX	2	5	0	0
X	1	3	0	0



- FMAG
- FEMA HQ
- Regional Offices
- Joint Field Offices
- Joint Recovery Offices
- Direct Housing Mission
- Active RSF Missions
- Pre-Positioned Sites
- Federal Staging Area
- Incident Support Base
- Distribution Center
- Temporary Housing Storage Area/Site
- Large Fires
- Staging Management Team

**State Activation**

- Full
- Partial
- Monitoring
- Declared Counties

## IM Workforce

12,786 (-25) Assigned  
4,808 (-36) Unavailable  
6,166 (+35) Deployed  
  
14% / 1,814 (-24) Available

## IM Cadre Availability

20 Cadres ≤ 25% Availability

Alternative Dispute Resolution: 18% (6/33); Civil Rights: 15% (23/149); Disaster Field Training Operations: 21% (14/67); Disability Integration: 11% (3/28); Disaster Survivor Assistance: 14% (157/1,113); External Affairs: 8% (27/342); Environmental Planning and Historic Preservation: 8% (60/779); Field Leadership: 6% (9/139); Financial Management: 16% (31/198); Hazard Mitigation: 7% (63/922); Human Resources: 13% (21/166); Individual Assistance: 16% (392/2,489); Interagency Recovery Coordination: 13% (36/267); Information Technology: 12% (74/638); Logistics: 18% (281/1,603); Operations: 12% (47/403); Public Assistance: 9% (189/2,197); Planning: 6% (24/413); Safety: 8% (7/91); Security: 6% (7/117)

**MERS**  
≥ 66%

33 Assigned  
3 Unavailable  
1 Deployed  
  
29 Available

**US&R**  
≥ 66%

28 Assigned  
1 Unavailable  
0 Deployed  
  
27 Available

**FCO**  
≤ 1 Type I

42 Assigned  
0 Unavailable  
36 (21(-2) FCO) Deployed  
  
6 Available

# Declaration Requests in Process – 9

State / Tribe / Territory – Incident Description	Type	IA	PA	HM	Requested
MI – Severe Winter Storm	EM		X		Apr 11
TN – Severe Storms, Straight-line Winds, Tornadoes, and Flooding	DR	X	X	X	Apr 17
WA – Severe Storms, Straight-line Winds, Flooding, Landslides and Mudslides (Appeal)	DR		X	X	May 7
MI – Severe Winter Storm	DR	X	X	X	May 16
OR – Severe Storms, Flooding , Landslides, Mudslides	DR	X	X	X	May 19
OR – Severe Storms and Flooding	DR	X		X	May 19
IN – Severe Storms, Straight-line Winds, Tornadoes, and Flooding	DR	X	X	X	May 28
KY – Severe Winter Storm (Appeal)	DR		X	X	Jun 4
MD – Severe Storms and Flooding	DR		X	X	Jun 11



**FEMA**



# FEMA

Helping people before, during, and after disasters.



*Scan to subscribe to this briefing.*