



# FEMA

## Daily Operations Briefing

Tuesday, June 16, 2020

8:30 a.m. ET

# National Current Operations & Monitoring



FEMA

## Significant Incidents or Threats:

- Severe thunderstorms possible – Northern Plains to Upper Mississippi Valley
- Heavy rain and flash flooding possible – Mid-Atlantic
- Elevated and critical fire weather – Central Great Central Basin to the Central Plains
- COVID-19

## Tropical Activity:

- Atlantic: Disturbance 1 – Low (10%)
- Eastern Pacific: Disturbance 1 – Low (20%)
- Central Pacific – No new tropical cyclones are expected during the next five days

## Declaration Activity:

- Major Disaster Declaration Request - Michigan

# COVID-19 Update



**Situation:** FEMA and HHS continue leading the multiagency COVID-19 Response / Recovery efforts. 37,399 FEMA, DoD, HHS, VA, and CDC personnel deployed / activated; 2,627 FEMA employees deployed. Nationwide testing: 23,290,274 (+871,393) cumulative as of June 15

## Lifelines Impacts:

### Personal Protective Equipment

- Manufacturer of N95 respirator decontamination systems is implementing a software enhancement that will track rejected masks and reasons for rejections (e.g., stains from makeup, blood, and bodily fluids) (FEMA SLB COVID-19, June 15)

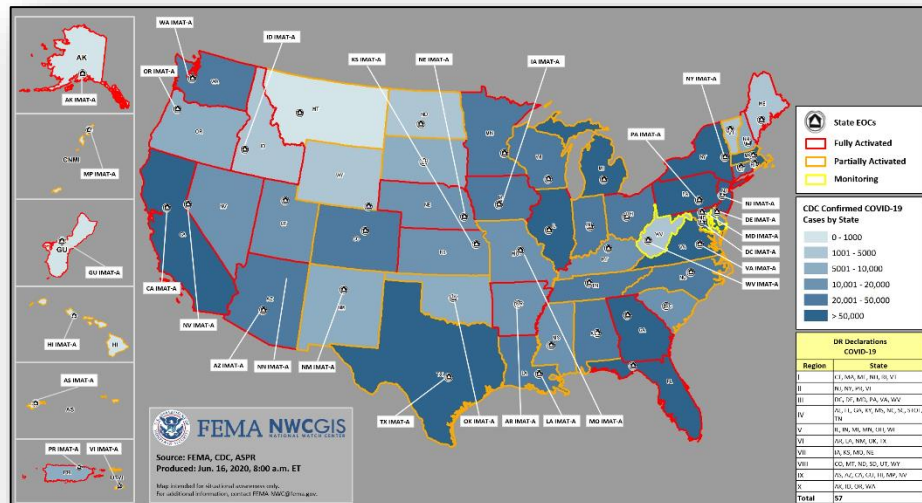
### Transportation

- U.S. Department of Transportation announced it will make facial coverings available to passengers of aviation, transit and passenger rail transportation sectors; coverings will be distributed to airports transportation agencies (FEMA SLB COVID-19, June 15)

## Response:

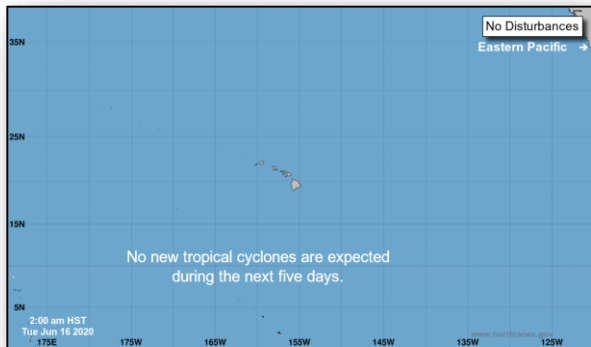
- NRCC at Level I; Region I and II RRCCs at Level II; Region III, IV, V, VI, VIII, and X RRCCs at Level III; Region VII and IX RRCCs are rostered, COVID-19 response being worked from the Virtual JFOs
- NWC and all RWCs and MOCs at Steady State, continue to monitor

(FEMA SLB COVID-19, June 15)

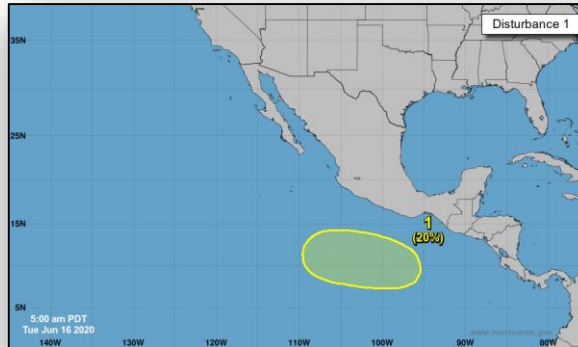


COVID-19	Confirmed	Deaths
United States	2,085,769 (+21,957)	115,644 (+373)
Worldwide	7,690,708 (+137,526)	427,630 (+4,281)

# Tropical Outlook – Five Day



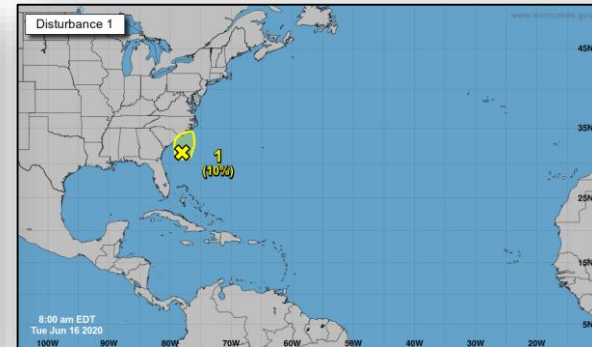
## Central Pacific



## Eastern Pacific

### Disturbance 1 (as of 8:00 a.m. ET)

- Expected to form S of the Gulf of Tehuantepec by Friday
- Some slow development is possible this weekend while it moves W, offshore of Mexico
- Formation chance through 48 hours: Low (near 0%)
- Formation chance through 5 days: Low (20%)

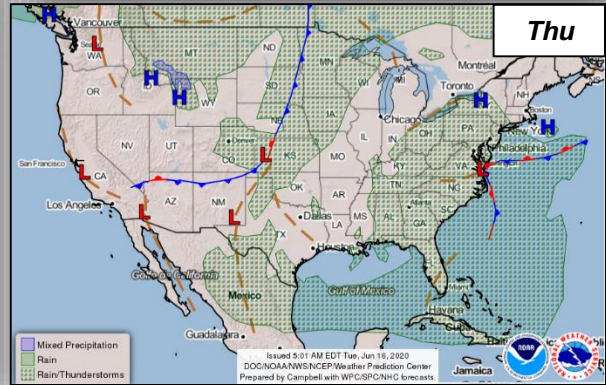
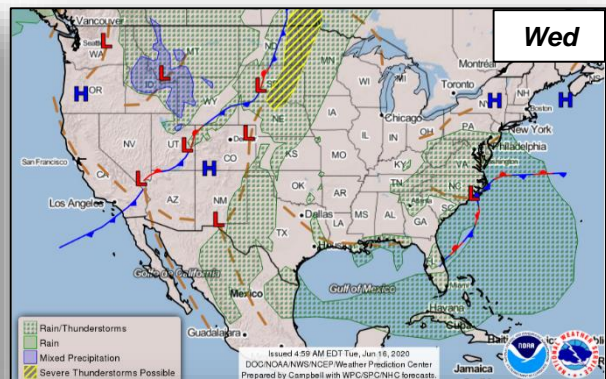
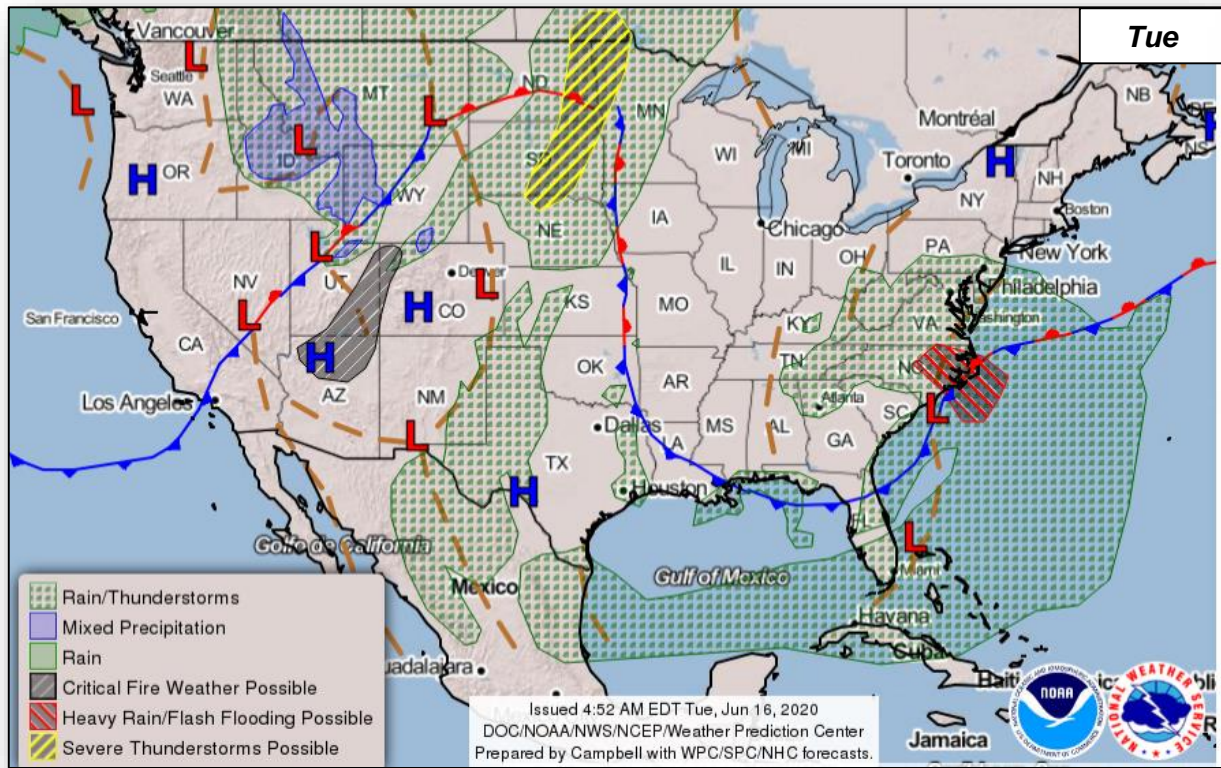


## Atlantic

### Disturbance 1 (as of 8:00 a.m. ET)

- Located 150 miles S-SE of the North Carolina-South Carolina border
- Slowly moving N-NE
- Conditions expected to remain unfavorable for significant development through tonight when it should move inland over NC
- Regardless of development, heavy rain will occur over SC and NC through Wednesday
- Formation chance through 48 hours: Low (10%)
- Formation chance through 5 days: Low (10%)

# National Weather Forecast

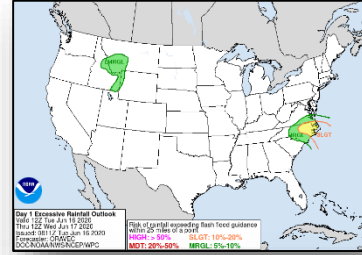
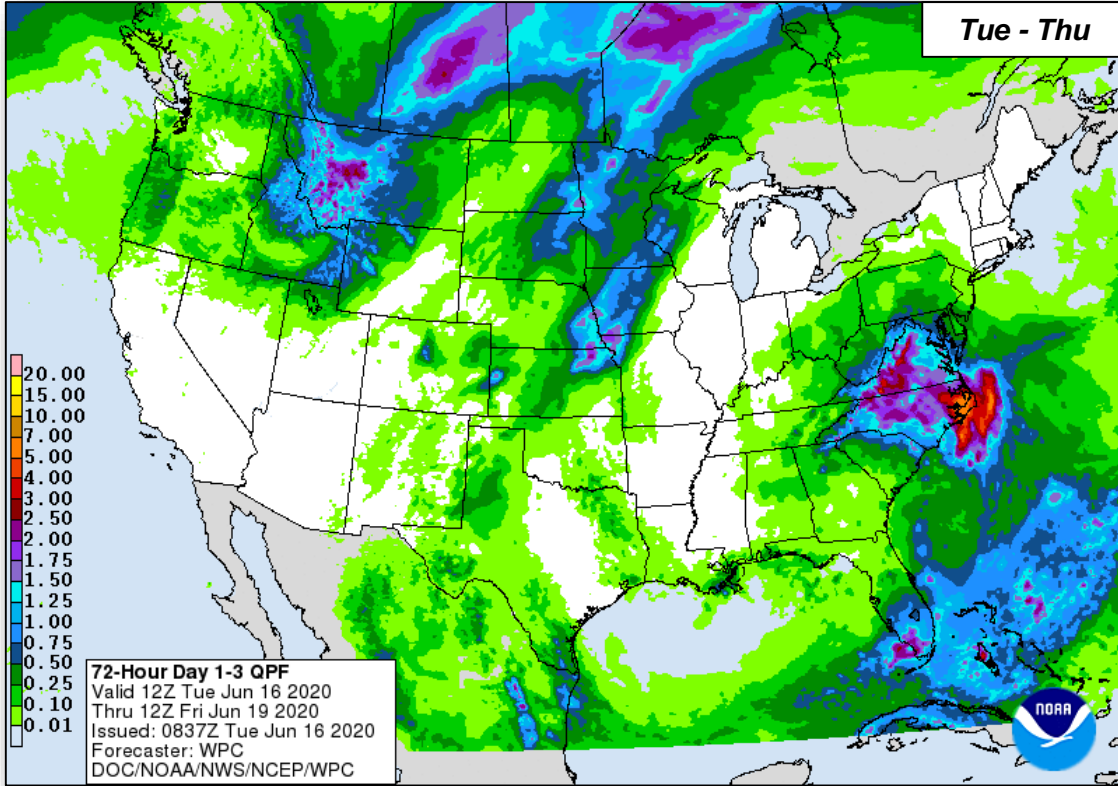




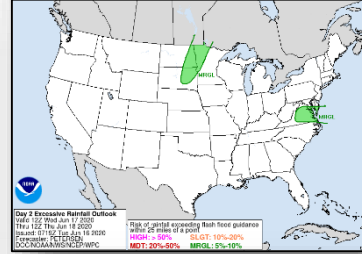
# Precipitation & Excessive Rainfall



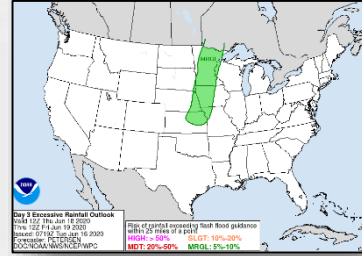
FEMA



*Tue*



*Wed*

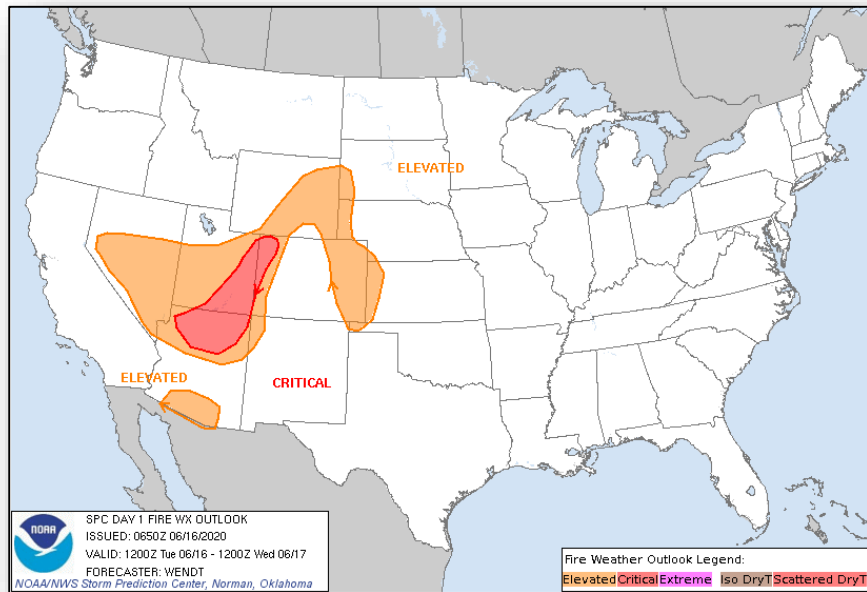


*Thu*

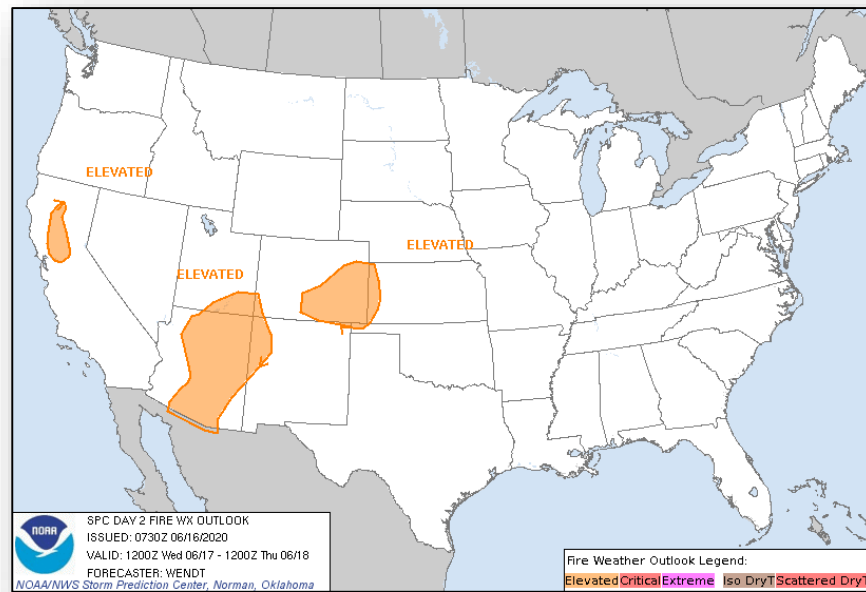
# Fire Weather Outlook



FEMA



*Today*



*Tomorrow*

# Wildfire Summary



FEMA

Fire Name (County, ST)	FMAG #	Acres Burned	Percent Contained	Evacuations	Structures (Homes / Other)			Fatalities / Injuries
					Threatened	Damaged	Destroyed	
Big Horn Fire (Pima County, AZ)	5312-FM-AZ	14,686 (+1,486)	22%	M: 0	H: 8,356	H: 0	H: 0	0 / 3
				V: 0	O: 24 (-9)	O: 0	O: 0	

*Evacuations: M = Mandatory / V = Voluntary*

*Structures: H = Homes and Mixed Commercial/Residential / O = Other Minor Structures*



# Joint Preliminary Damage Assessments



FEMA

Region	State / Location	Event	IA/PA	Number of Counties		Start – End
				Requested	Complete	
V	MN	Fires May 26, 2020 and continuing	IA	0	0	N/A
			PA	5	0	TBD

# Declaration Request

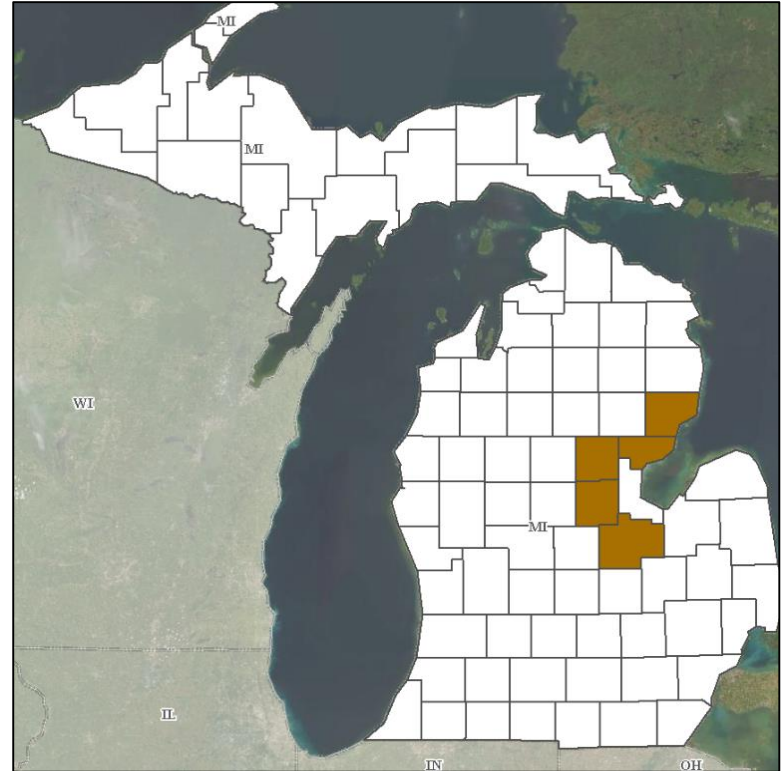


**Declaration:** Major Disaster – Michigan  
**Requested:** June 15

**Incident:** Severe Storms and Flooding  
**Incident Period:** May 16-22

**Includes:**

- **IA & PA:** 5 counties
- **Hazard Mitigation:** Statewide



 **IA & PA**

# Declaration Requests in Process – 11



FEMA

State / Tribe / Territory – Incident Description	Type	IA	PA	HM	Requested
HI – Severe Storms and Flooding	DR		X	X	Apr 27
UT – Earthquake and Aftershocks	DR	X	X	X	May 15
Poarch Band of Creek Indians – COVID-19 Pandemic	DR	X	X		May 15
ND – Flooding	DR		X	X	May 25
AL – Severe Storms, Tornadoes, Straight-line Winds, and Flooding	DR		X	X	May 27
AK – Structural Fire (Appeal)	DR		X	X	May 28
TN – Severe Storms, Straight-line Winds, and Flooding	DR		X	X	Jun 2
MS – Severe Storms, Tornadoes, Straight-line Winds, and Flooding	DR		X	X	Jun 4
AL – Severe Storms, Straight-Line Winds, and Tornadoes	DR		X	X	Jun 8
AR – Severe Storm and Straight-Line Winds	DR		X	X	Jun 10
MI – Severe Storms and Flooding	DR	X	X	X	Jun 15

# FEMA Common Operating Picture

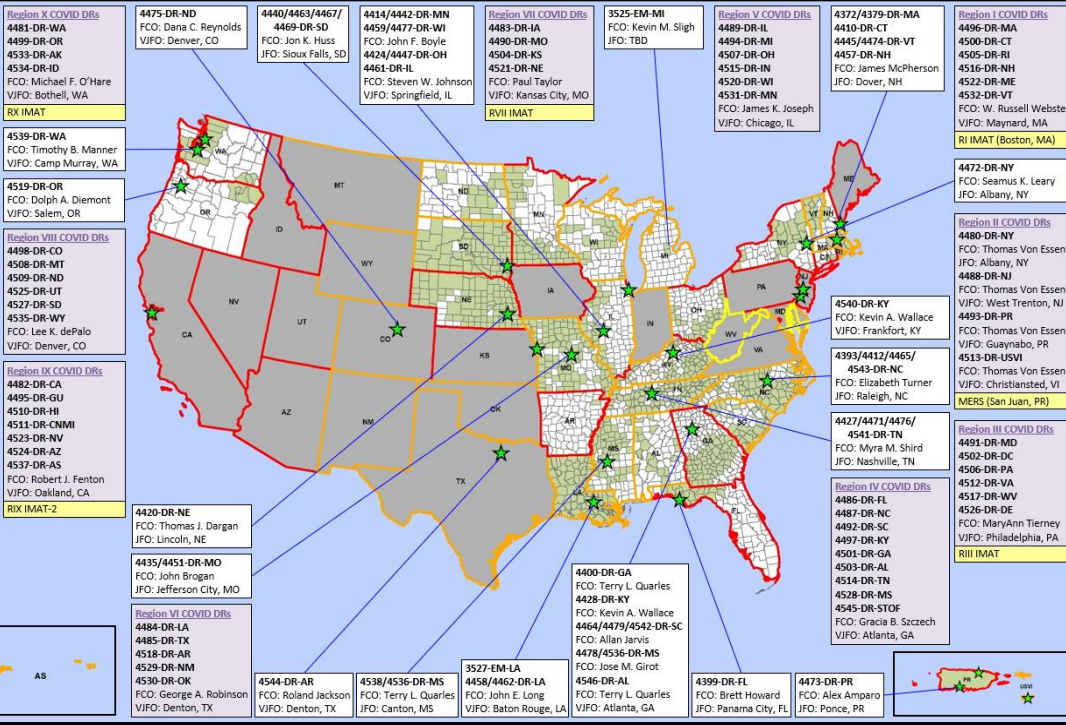


FEMA

FEMA HQ		
<b>NWC</b>	<b>NRCC</b>	
Monitoring	Level I	
FEMA REGIONS		
<b>WATCH</b>	<b>RRCC</b>	
Monitoring	I	Level II
Monitoring	II	Level II
Monitoring	III	Level III
Monitoring	IV	Level III
Monitoring	V	Level III
Monitoring	VI	Level III
Alt Location	VII	Rostered
Monitoring	VIII	Level III
Monitoring	IX	Rostered
Monitoring	X	Level III

Major Disasters (DR): 104  
 Emergency Disasters (EM): 95  
 JFOs: 10 / VJFOs: 17  
 Staging Area  
 Distribution Center (DC)  
 Declared County (non-COVID-19 declarations)  
 Fully Activated  
 Partially Activated  
 Monitoring

As of 3:00 a.m. ET June 16, 2020  
 Created by FEMA NWC



**Notes:**  
 NRCC and RRCCs activated for COVID-19  
 GA: Flooding  
 MS: Flooding  
 PR : Earthquake  
 TN: Tornadoes  
 All EOCs activated for COVID-19

N-IMATs	
3 Teams	
Red	
Blue	
Gold	
R-IMATs	
≥ 7 Teams	
I	RRCC
II	
III	RRCC
IV-1	Virtual SC
IV-2	
V	
VI-1	
VI-2	
VII	VJFO-COVID
VIII	
IX-1	
IX-2	VJFO-COVID
X	RRCC
FMC	PMC
NMC	Deployed

Team:	US&R	MERS	FCOs	FDRCS	IM WORKFORCE
Status	>65%	>66%	= 2 Type I	= 2	
Assigned:	28	36	47	11	13,590 ▲
Unavailable:	3	0	0	0	2,900 ▲
Deployed:	0	0	40	9	5,678 ▼
Available:	25	36	7	2	5,012 / 37% ▼

IM CADRE AVAILABILITY SUMMARY	
Cadres with 25% or Less Availability	
EHP 23% (146/643); ER 20% (15/76); FL 17% (27/162); FM 23% (60/260); OPS 22% (68/303); PA 21% (646/3,105); PLAN 21% (88/422); SAF 22% (12/54)	

# Public Assistance Grant Program

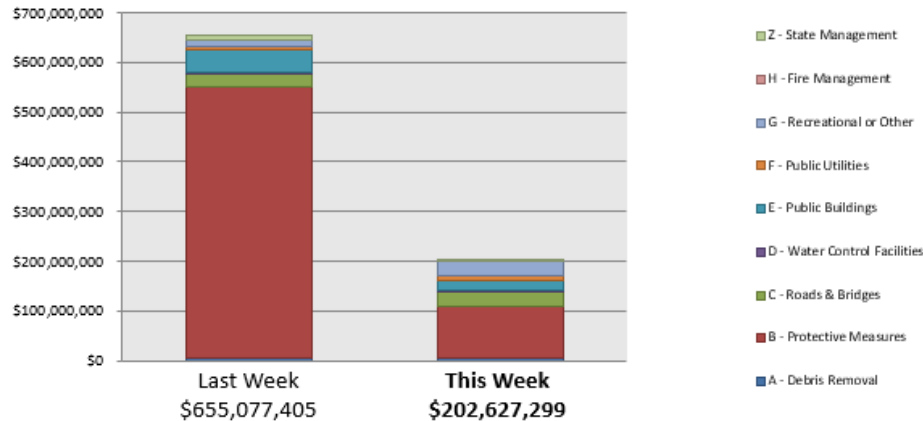


FEMA

## PA Project Worksheets Obligated in past week, as of 6/15/20 at 1500 EDT

PA Category	Emergency Work		Permanent Work					H - Fire Management	Z - State Management	Total
	A - Debris Removal	B - Protective Measures	C - Roads & Bridges	D - Water Control Facilities	E - Public Buildings	F - Public Utilities	G - Recreational or Other			
Number Of PWs Obligated	28	97	174	6	80	31	72	0	73	561
Federal Share Obligated	\$3,517,158	\$106,118,043	\$27,694,066	\$4,492,570	\$19,913,045	\$8,479,596	\$29,938,542	\$0	\$2,474,277.32	\$202,627,298.75

### Public Assistance Obligated per Category 6/1/2020 through 6/15/2020



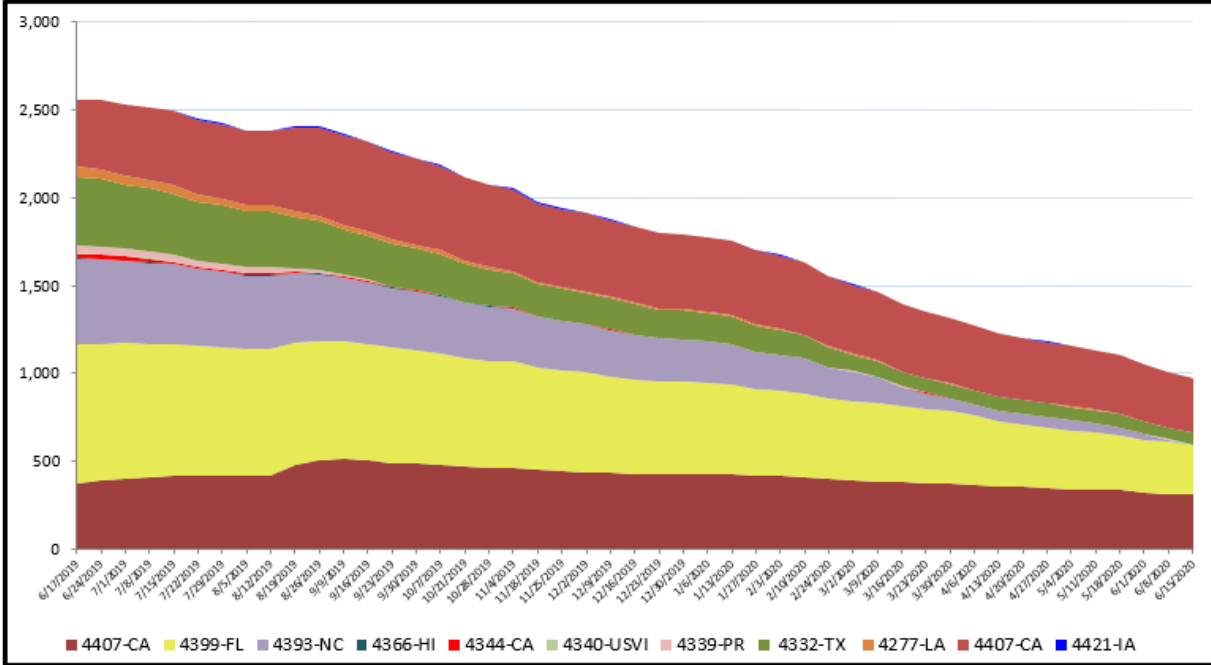
### This weeks PA Highlights

- In 4493 - PR
  - \$37 Million obligated for Category B – Protective Measures
- In 4484 - LA
  - \$29 Million obligated for Category B – Protective Measures
- In 4488 - NJ
  - \$22 Million obligated for Category B – Protective Measures

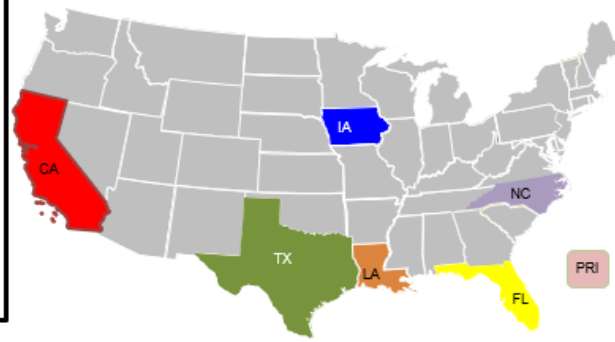


# Direct Housing

**Total Households in FEMA Direct Housing per State**  
 Past Year per Week, 6/17/2019 – 6/15/2020, There are currently **666** Households Occupying **666** Temporary Units



DR	IA Declaration Date	Program End Date	Current # of Households in Direct Housing (Weekly Change)
4421-IA	3/23/2019	9/23/2020	1 (0)
4407-CA	11/12/2018	5/12/2020	311 (-6)
4399-FL	10/11/2018	4/11/2020	282 (-10)
4393-NC	9/14/2018	3/14/2020	5 (-11)
4344-CA	10/10/2017	7/10/2019	0 (0)
4339-PR	9/20/2017	9/20/2019	1 (0)
4332-TX	8/25/2017	8/25/2019	64 (-1)
4277-LA	8/14/2016	4/30/2019	2 (0)



States with Currently Occupied Units



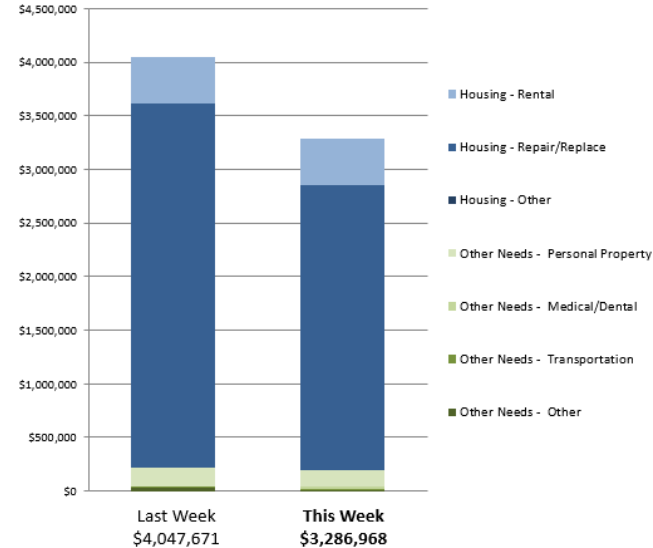
# Individual Assistance Activity



FEMA

Individuals and Households Program Activity As Of: 6/15/20					
		In Past 7 Days		Cumulative	
		Applicants Approved	Amount Approved	Applicants Approved	Amount Approved
Open Registration Period	4473-PR Declared 01-16-2020 End Of Reg Period 07-02-2020				
	Housing Assistance	371	\$2,129,895.71	10,909	\$47,878,829.95
	Other Needs Assistance	51	\$34,188.83	3,993	\$1,981,411.66
	<b>Total IHP</b>		<b>\$2,163,882.34</b>		<b>\$49,860,241.62</b>
	Average IHP			HA	OMA
				331	0
Open Registration Period	4519-OR Declared 04-03-2020 End Of Reg Period 07-02-2020				
	Housing Assistance	0	\$16,473.91	133	\$1,553,803.58
	Other Needs Assistance	1	\$2,783.83	40	\$130,352.56
	<b>Total IHP</b>		<b>\$19,257.74</b>		<b>\$1,684,156.14</b>
	Average IHP			HA	OMA
				14	0
Open Registration Period	4536-MS Declared 04-16-2020 End Of Reg Period 06-15-2020				
	Housing Assistance	123	\$486,324.13	825	\$4,439,451.85
	Other Needs Assistance	57	\$113,080.21	451	\$987,173.30
	<b>Total IHP</b>		<b>\$582,404.34</b>		<b>\$5,406,624.95</b>
	Average IHP			HA	OMA
				5	0
Open Registration Period	4541-TN Declared 04-24-2020 End Of Reg Period 06-23-2020				
	Housing Assistance	13	\$48,437.58	331	\$1,143,181.52
	Other Needs Assistance	4	\$11,786.10	110	\$288,288.35
	<b>Total IHP</b>		<b>\$60,203.68</b>		<b>\$1,432,449.87</b>
	Average IHP			HA	OMA
				1	0
Open Registration Period	4542-SC Declared 05-01-2020 End Of Reg Period 06-30-2020				
	Housing Assistance	94	\$323,850.79	580	\$2,848,358.80
	Other Needs Assistance	38	\$23,943.25	221	\$325,407.36
	<b>Total IHP</b>		<b>\$347,794.04</b>		<b>\$2,973,766.16</b>
	Average IHP			HA	OMA
				6	0
Other IHP Active	9 Declarations IHP Programmatically Open - Closed Registration *				
	Housing Assistance	35	\$105,799.46		
	Other Needs Assistance	8	\$7,626.31		
	<b>Total IHP</b>		<b>\$113,425.77</b>		
	<b>Total IHP Approved in Past Week</b>		<b>\$3,286,967.91</b>		

IHP Approved per Category in the Past  
2 Weeks - 6/1/2020 through 6/15/2020





# FEMA

**FEMA's mission is helping people before, during, and after disasters.**

Click [here](#) to subscribe to this briefing.