

FEMA National Watch Center

# Daily Operations Briefing

Tuesday, June 14, 2022

8:30 a.m. ET



**FEMA**

# National Current Ops / Monitoring

## New Significant Incidents / Ongoing Ops

- COVID-19

## Hazard Monitoring

- Tropical Activity:
  - Atlantic: Disturbance 1: Medium (40%)
  - Eastern Pacific: Tropical Depression Two-E; Disturbance 1: Medium (50%)
- Severe thunderstorms – Northern Plains; Central Plains to Middle/Upper Mississippi Valleys, Appalachians to Mid-Atlantic
- Heavy rain and flash flooding – Middle Mississippi Valley; Central Appalachians and Mid-Atlantic
- Critical fire weather – Southern Plains to Central Rockies

## Disaster Declaration Activity

- No new declaration activity

## Event Monitoring

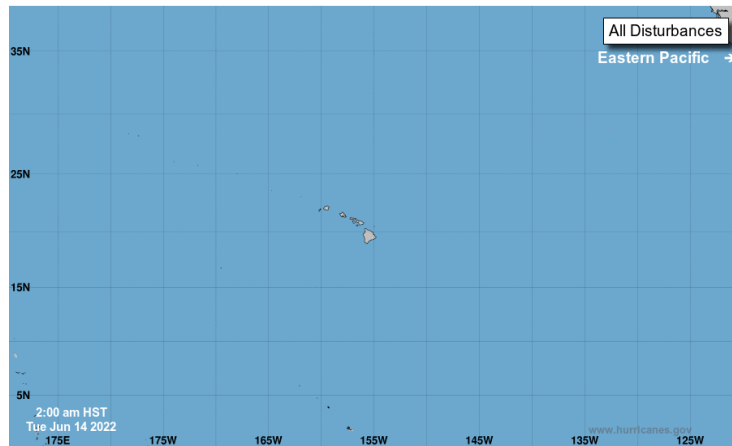
- No significant events



**FEMA**

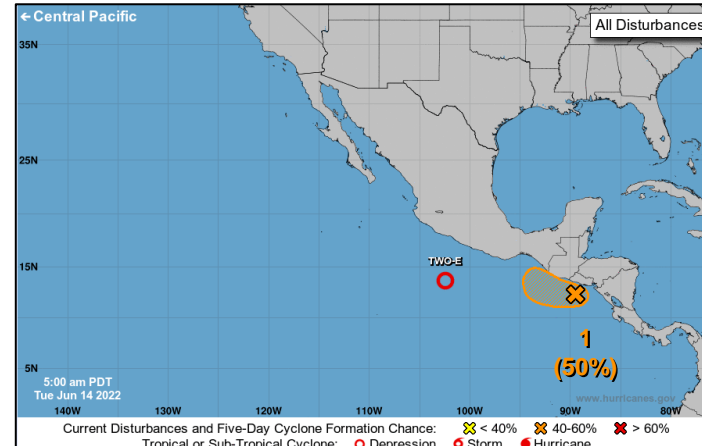
# Tropical Outlook – Five Day

## Central Pacific



- No new tropical cyclones expected during the next five days

## Eastern Pacific



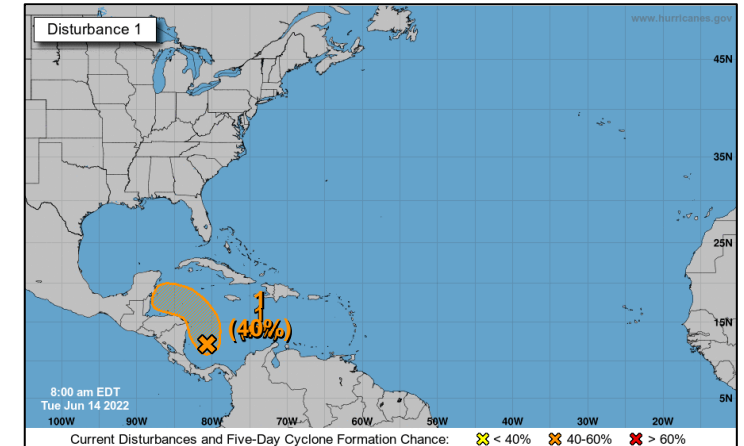
### Tropical Depression Two-E (Advisory #1 as of 5:00 a.m. ET)

- Located 395 miles SSE of Manzanillo, Mexico
- Moving NNW at 3 mph
- Maximum sustained winds 35 mph
- Expected to become a tropical storm later today

### Disturbance 1 (as of 8:00 a.m. ET)

- Located off the coast of Central America
- Drifting northwestward
- Could become a tropical depression during the next couple of days
- Formation chance – 48-hours: Medium (40%); 5-days: Medium (50%)

## Atlantic



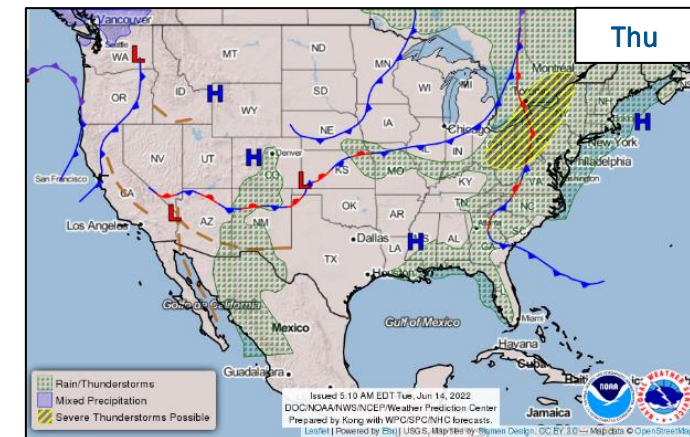
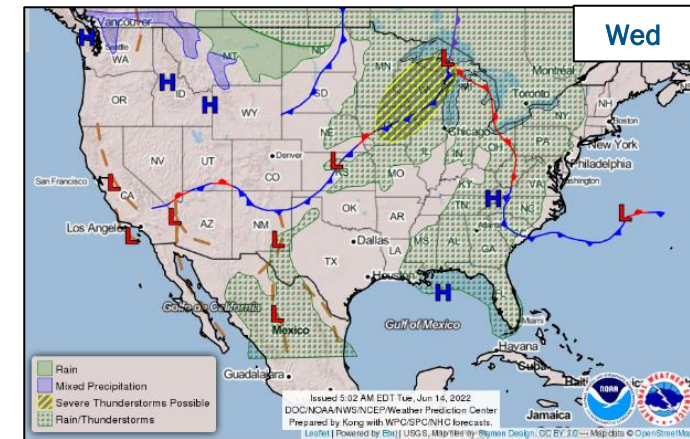
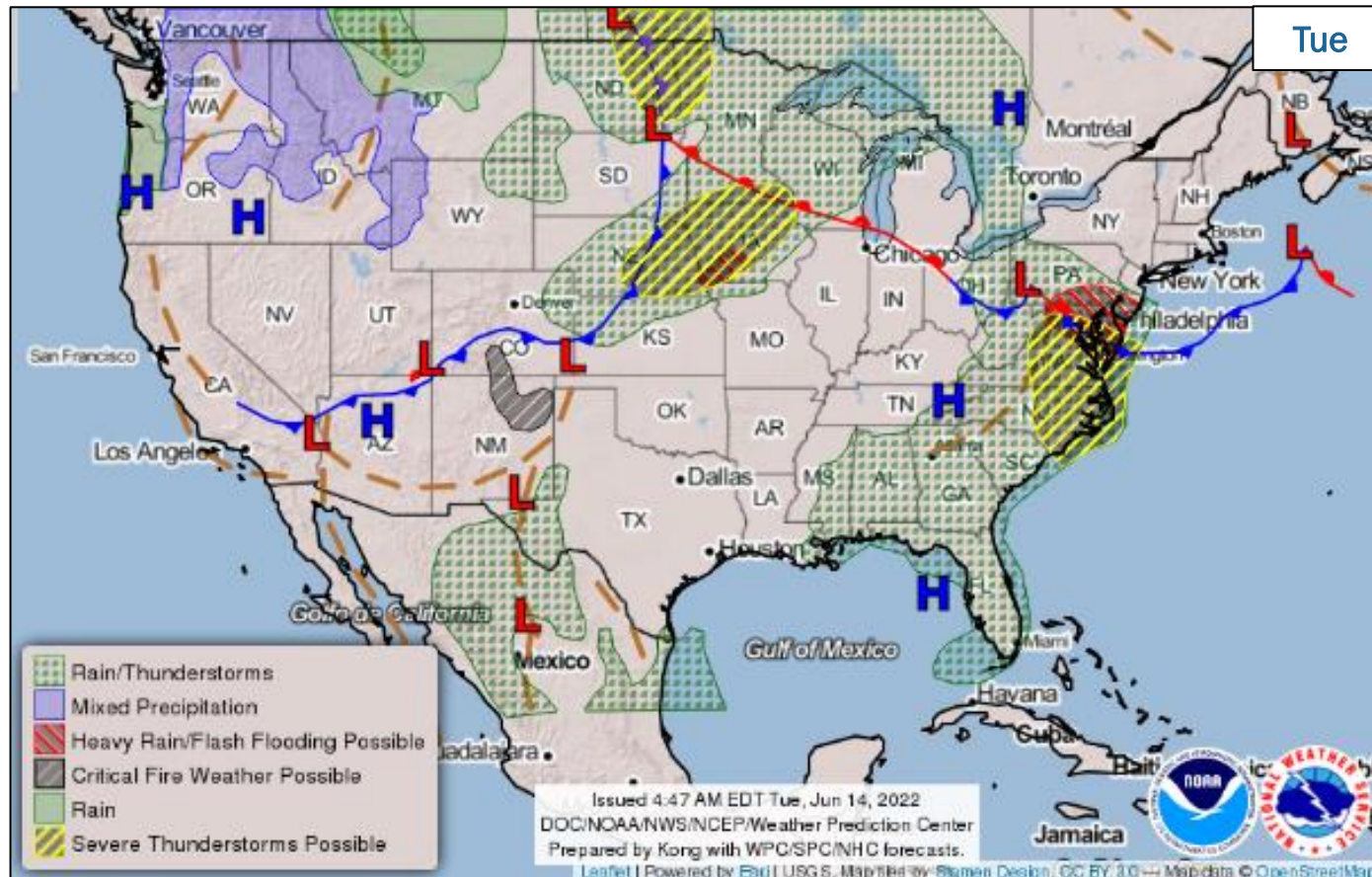
### Disturbance 1 (as of 8:00 a.m. ET)

- Located over the southwestern Caribbean Sea
- Gradual development is possible as it drifts northwestward near the coasts of Nicaragua and Honduras
- Could become a tropical depression late this week if it remains over water
- Formation chance – 48-hours: Low (20%); 5-days: Medium (40%)



FEMA

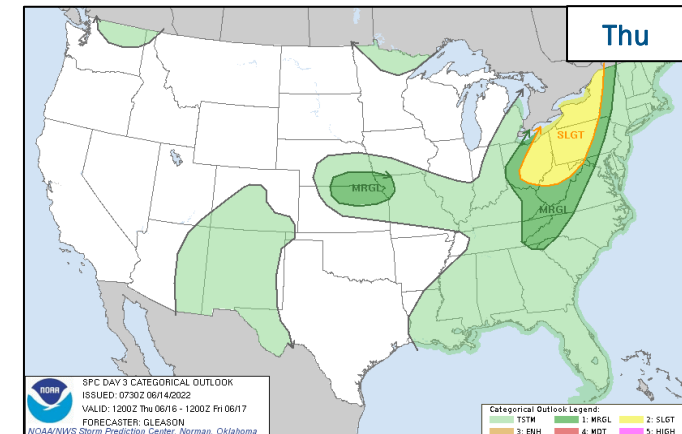
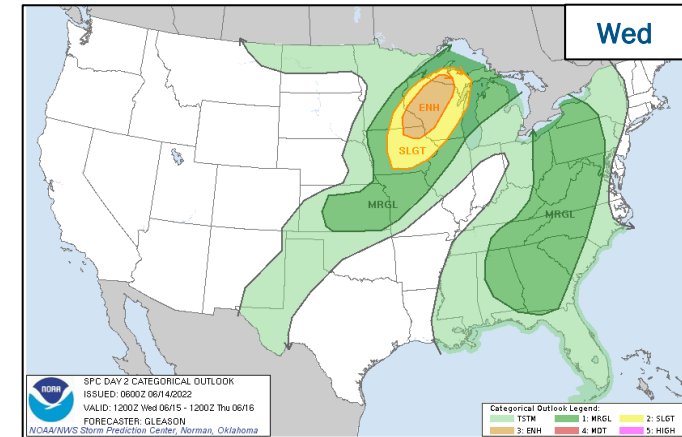
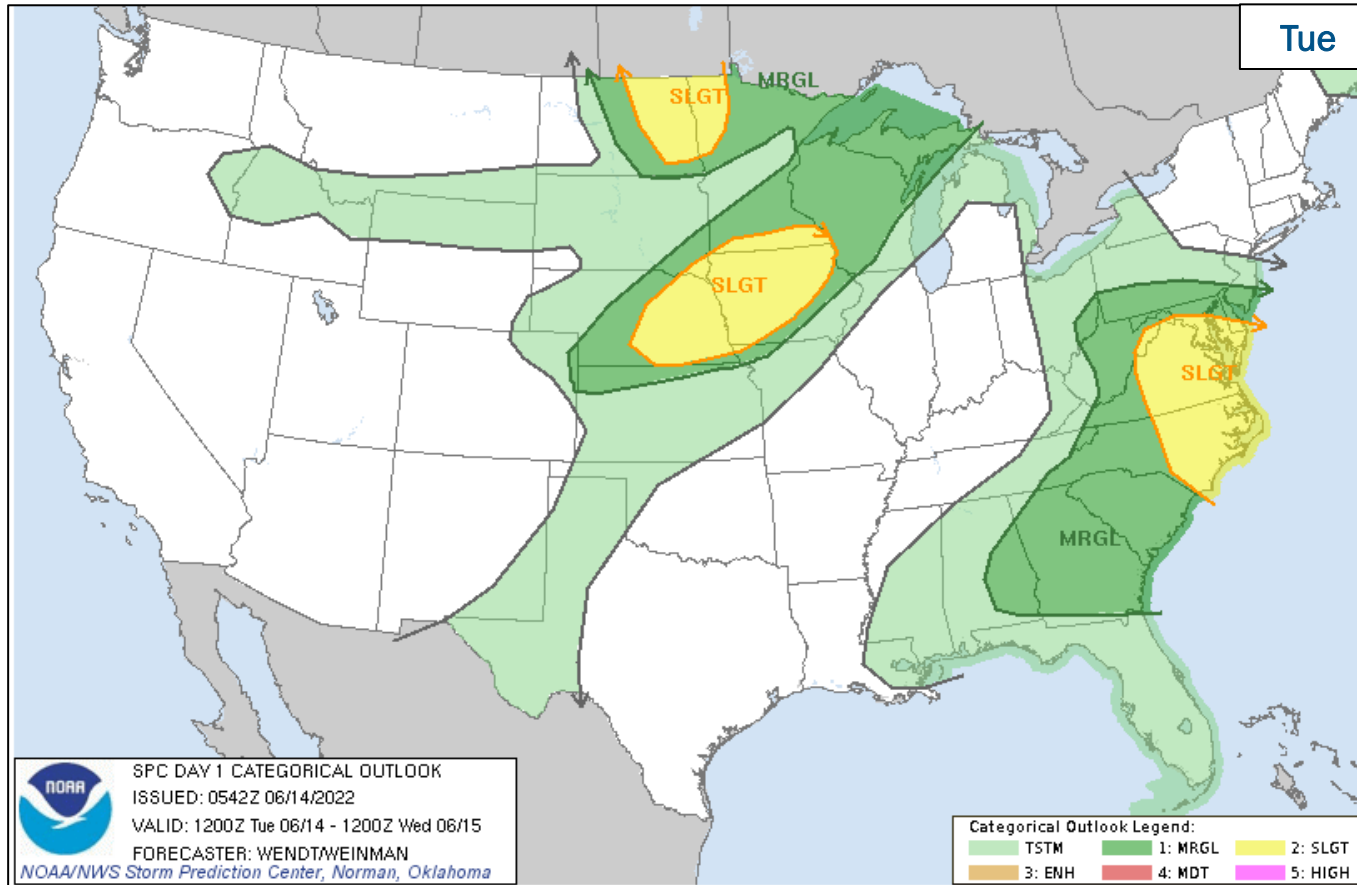
# National Weather Forecast



FEMA

National Watch Center

# Severe Weather Outlook

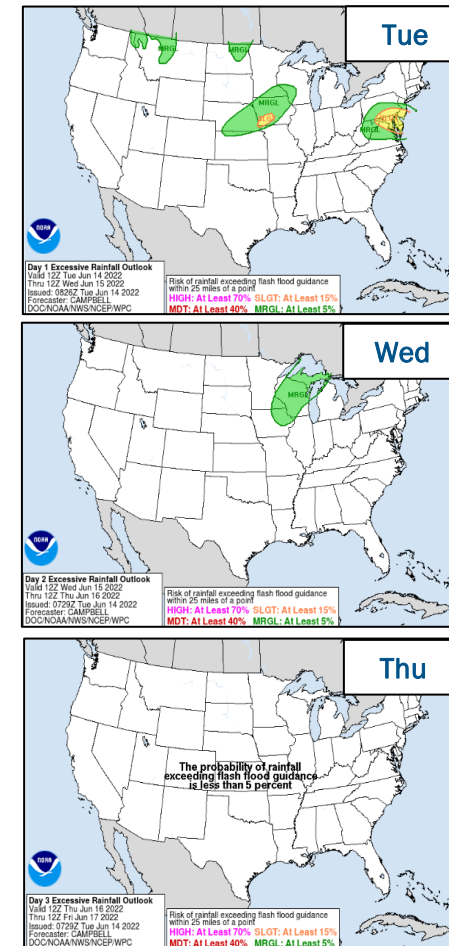
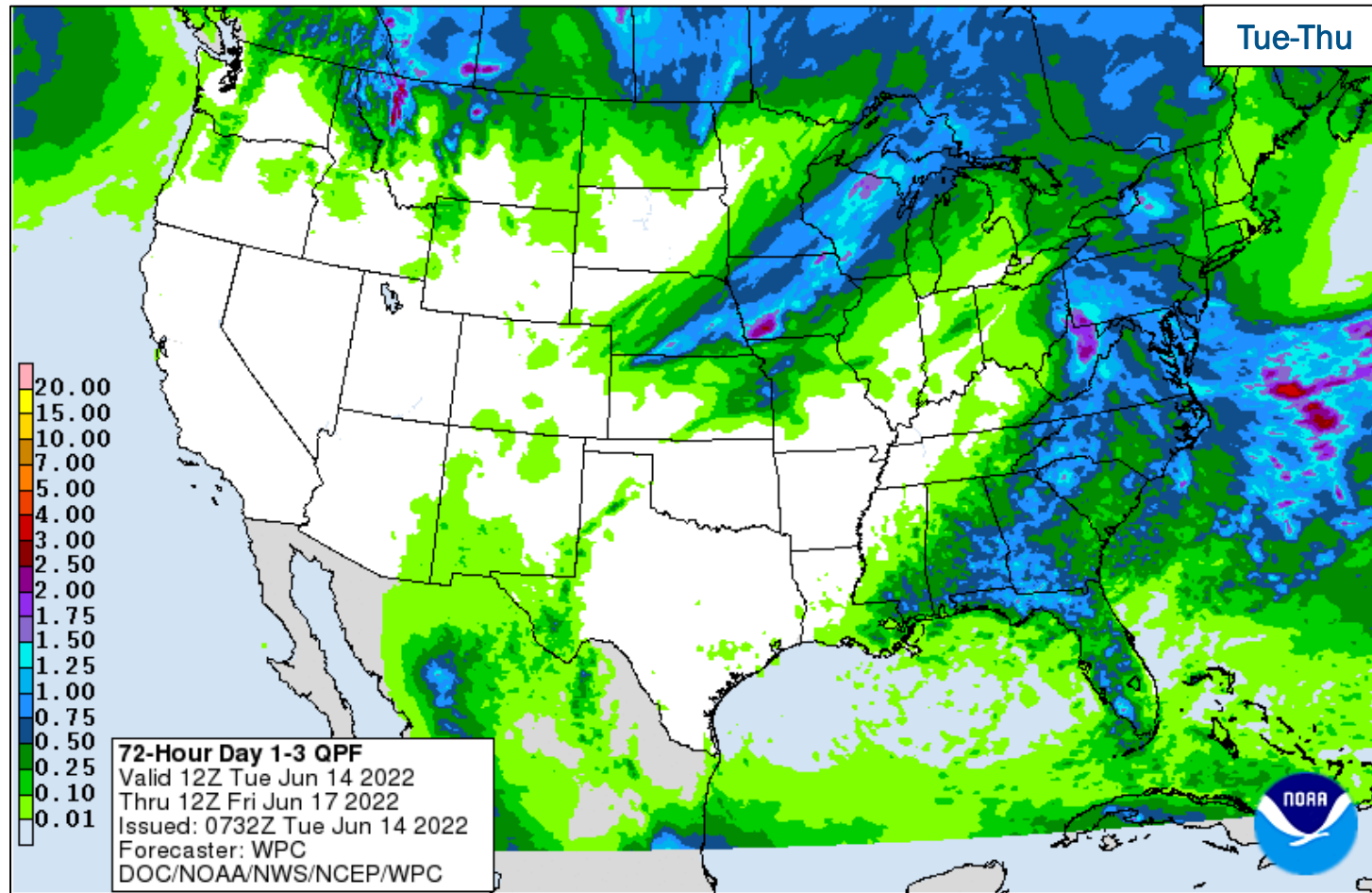


FEMA

National Watch Center

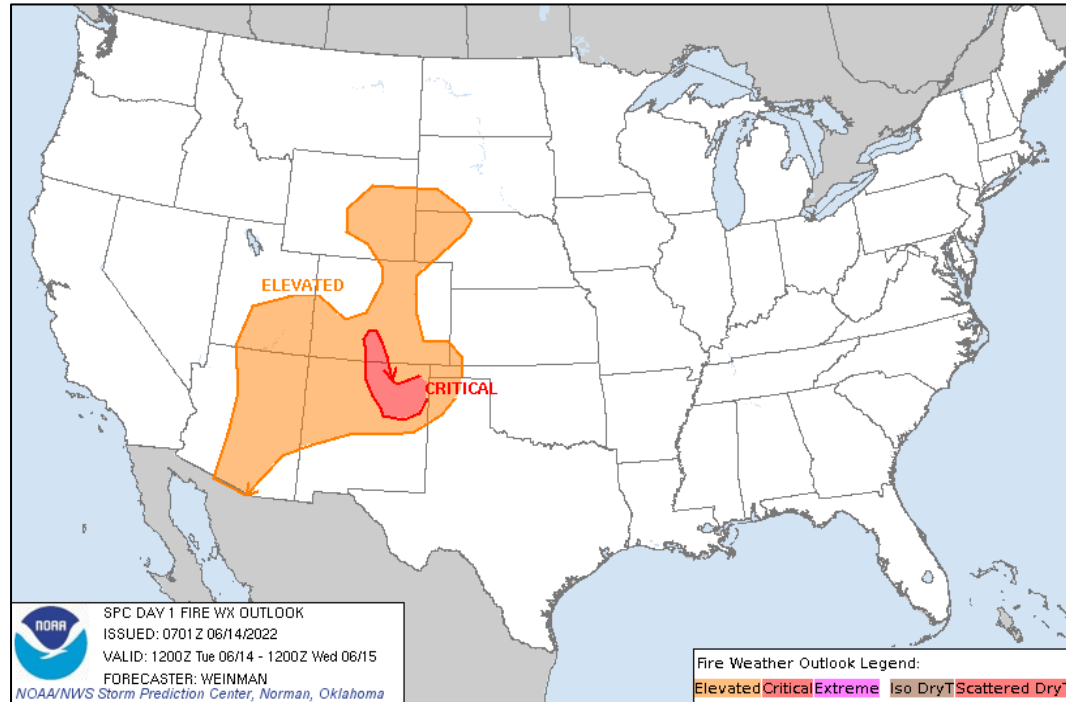


# Precipitation & Excessive Rainfall

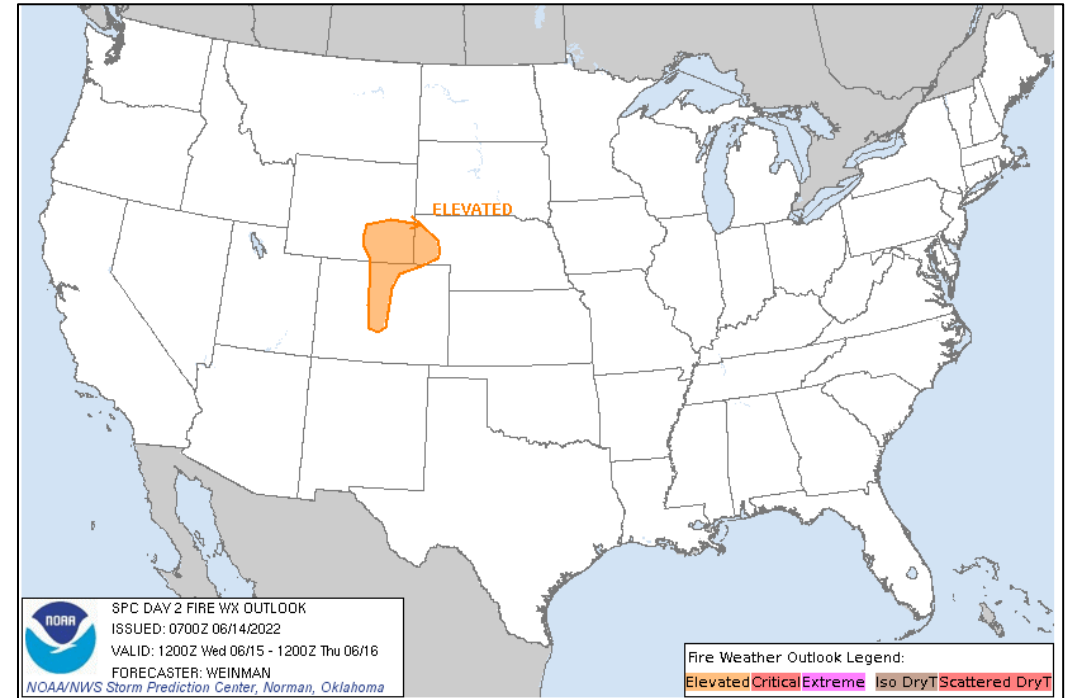


FEMA

# Fire Weather Outlook



Today



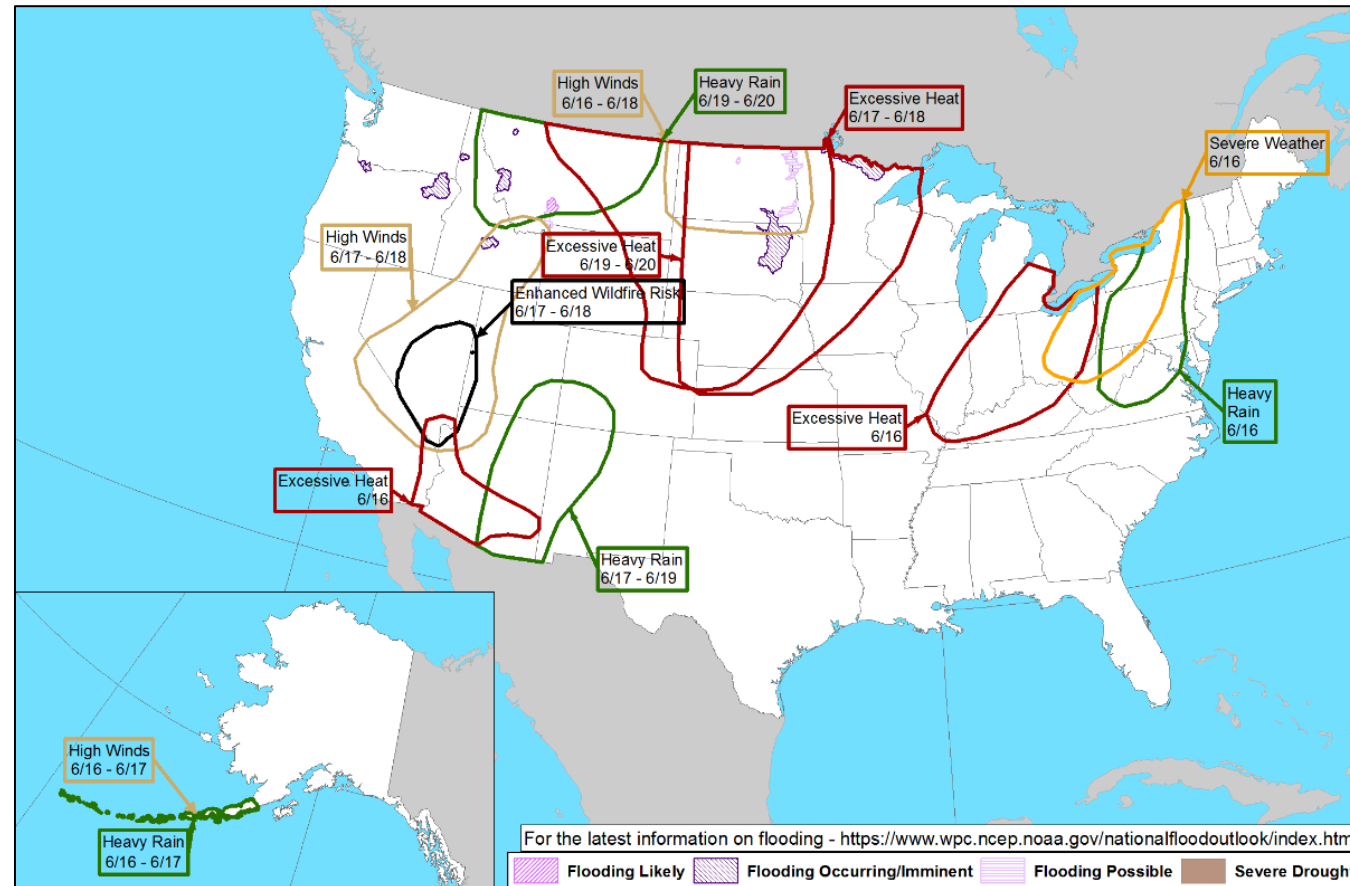
Tomorrow



FEMA

National Watch Center

# Hazards Outlook – Jun 16 - 20



FEMA

National Watch Center



# Wildfire Summary

Fire Name (County, ST)	FMAG #	Acres Burned	Percent Contained	Evacuations	Structures (Homes / Other)			Fatalities / Injuries and Illnesses
					Threatened	Damaged	Destroyed	
Pipeline (Coconino, AZ)	5441-FM-AZ	6,500 (+1,500)	0%	M: 2,476 (+676)	H: 3,100	H: 0	H: 0	0 / 0
				V: 0	O: 50	O: 0	O: 0	


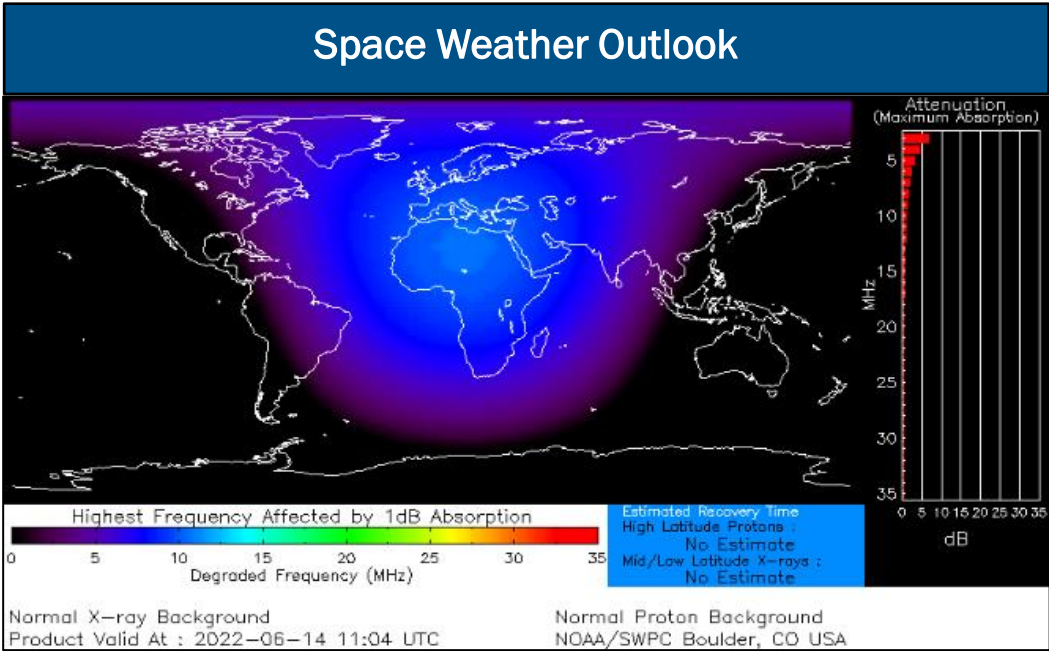
(Evacuations: M = Mandatory / V = Voluntary; Structures: H = Homes and Mixed Commercial/Residential / O = Non-residential Commercial/Other Minor Structures)



FEMA

# Space Weather Outlook

	Space Weather Activity	Geomagnetic Storms	Solar Radiation	Radio Blackouts
Past 24 Hours	Minor	G1	None	R1
Next 24 Hours	None	None	None	None
For further information on NOAA Space Weather Scales refer to: <a href="http://www.swpc.noaa.gov/noaa-scales-explanation">http://www.swpc.noaa.gov/noaa-scales-explanation</a> For further information on Sunspot Activity refer to: <a href="https://www.swpc.noaa.gov/phenomena/sunspotssolar-cycle">https://www.swpc.noaa.gov/phenomena/sunspotssolar-cycle</a>				



FEMA

# Joint Preliminary Damage Assessments

Region	State / Location	Incident	IA	Number of Counties		Start – End
			PA	Requested	Complete	
V	MN	Severe Weather and Flooding Apr 22 and continuing	IA	0	0	N/A
			PA	42 counties / 5 tribes	27 counties / 3 tribes	5/23 – TBD
VI	MCN (Muscogee Creek Nation)	Tornadoes, Severe Storms, and Flooding May 2-5	IA	1	1	5/16 – 5/24
			PA	1	0	5/16 – TBD
	OK	Tornadoes and Severe Flooding May 2-5	IA	7	4	5/2 – TBD
			PA	19	19	5/18 – 5/31
VII	NE	Severe Storms May 12-13	IA	0	0	N/A
			PA	18	0	6/7 – TBD
VIII	ND	Severe Storms and Flooding Apr 22 – May 25	IA	0	0	N/A
			PA	40 (+5)	0	6/13 – TBD



FEMA

National Watch Center

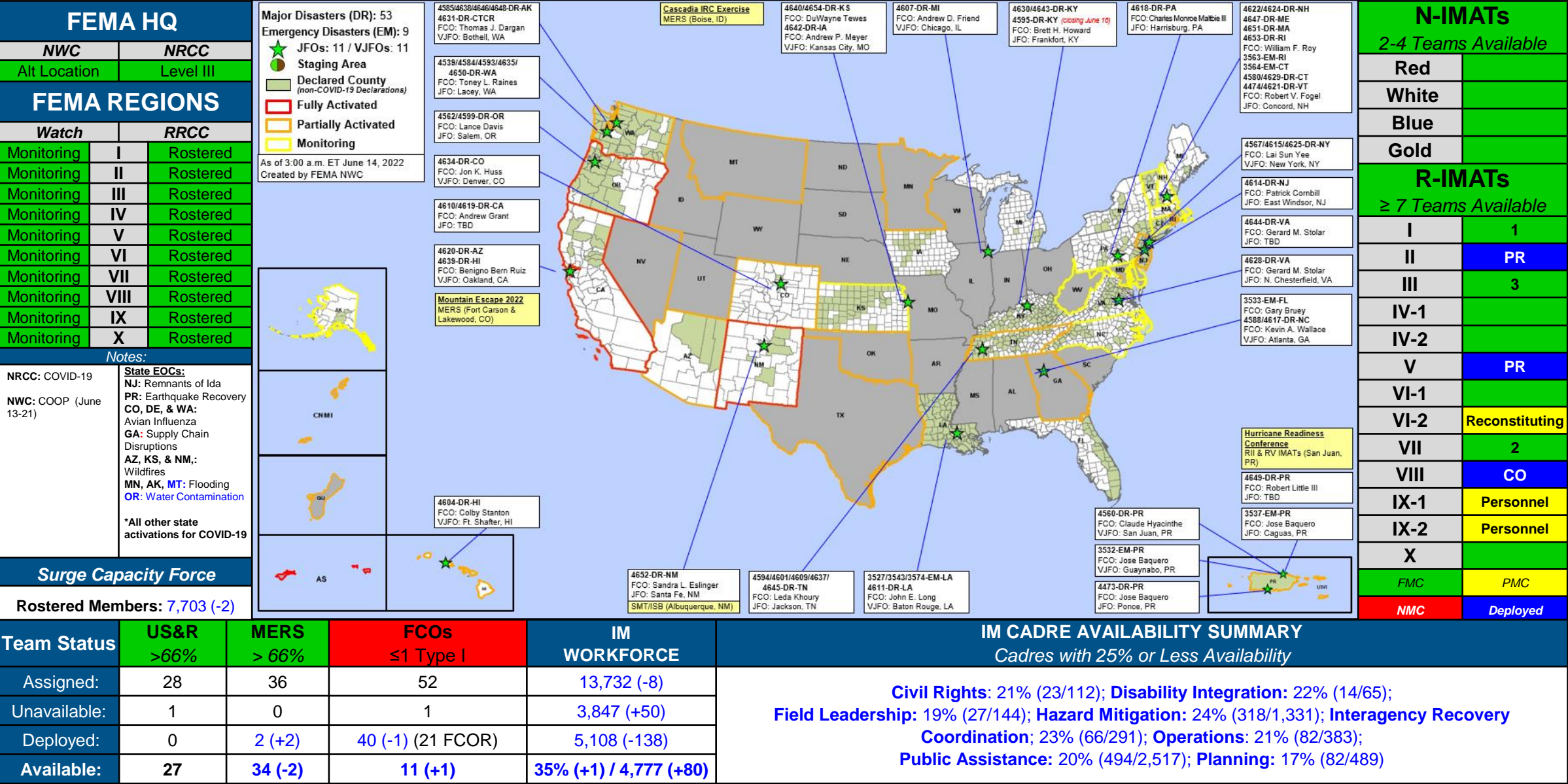
# Declaration Requests in Process – 6

State / Tribe / Territory – Incident Description	Type	IA	PA	HM	Requested
MS – Severe Storm, Straight-line Winds, and Tornadoes	DR	X		X	Apr 28
MS – Severe Storm, Straight-line Winds, and Tornadoes	DR	X		X	Apr 29
TN – Wildfire, Straight-line Winds, and Tornadoes	DR	X		X	May 27
WV – Severe Storms and Flooding	DR	X		X	Jun 3
MI – Tornado	DR	X		X	Jun 8
SD – Derecho	DR		X	X	Jun 10



**FEMA**

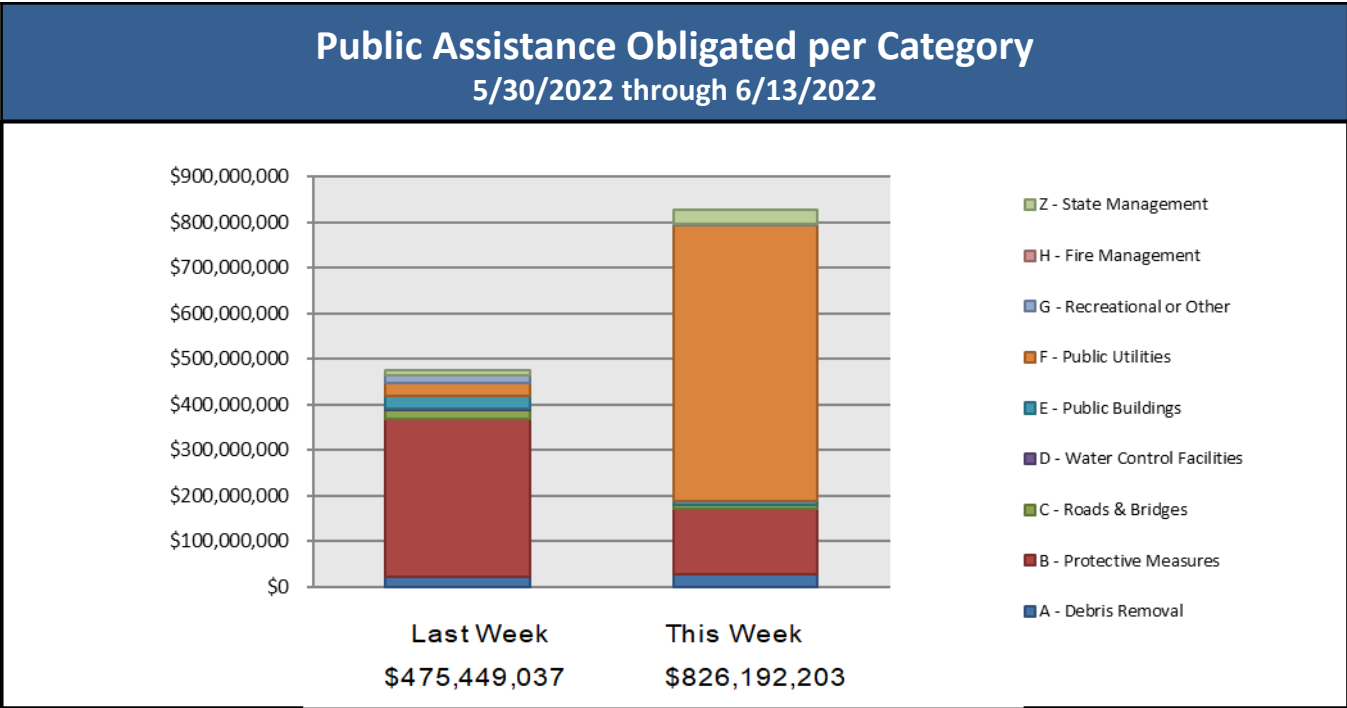
# FEMA Common Operating Picture





# Public Assistance Grant Program

PA Project Worksheets Obligated in past week, as of 6/13/22 at 1500 EDT										
PA Category	Emergency Work		Permanent Work							Total
	A - Debris Removal	B - Protective Measures	C - Roads & Bridges	D - Water Control Facilities	E - Public Buildings	F - Public Utilities	G - Recreational or Other	H - Fire Management	Z - State Management	
Number Of PWs Obligated	72	325	76	8	68	39	33	0	61	682
Federal Share Obligated	\$28,172,816.89	\$142,855,688.62	\$7,547,447.28	\$1,678,417	\$7,938,856.81	\$605,350,484.89	\$3,032,973.90	\$0	\$29,615,517.52	\$826,192,203.33



**COVID-19 Obligated**  
as of 6/13/2022

- Total Public Assistance Obligated: \$45,834,775,832

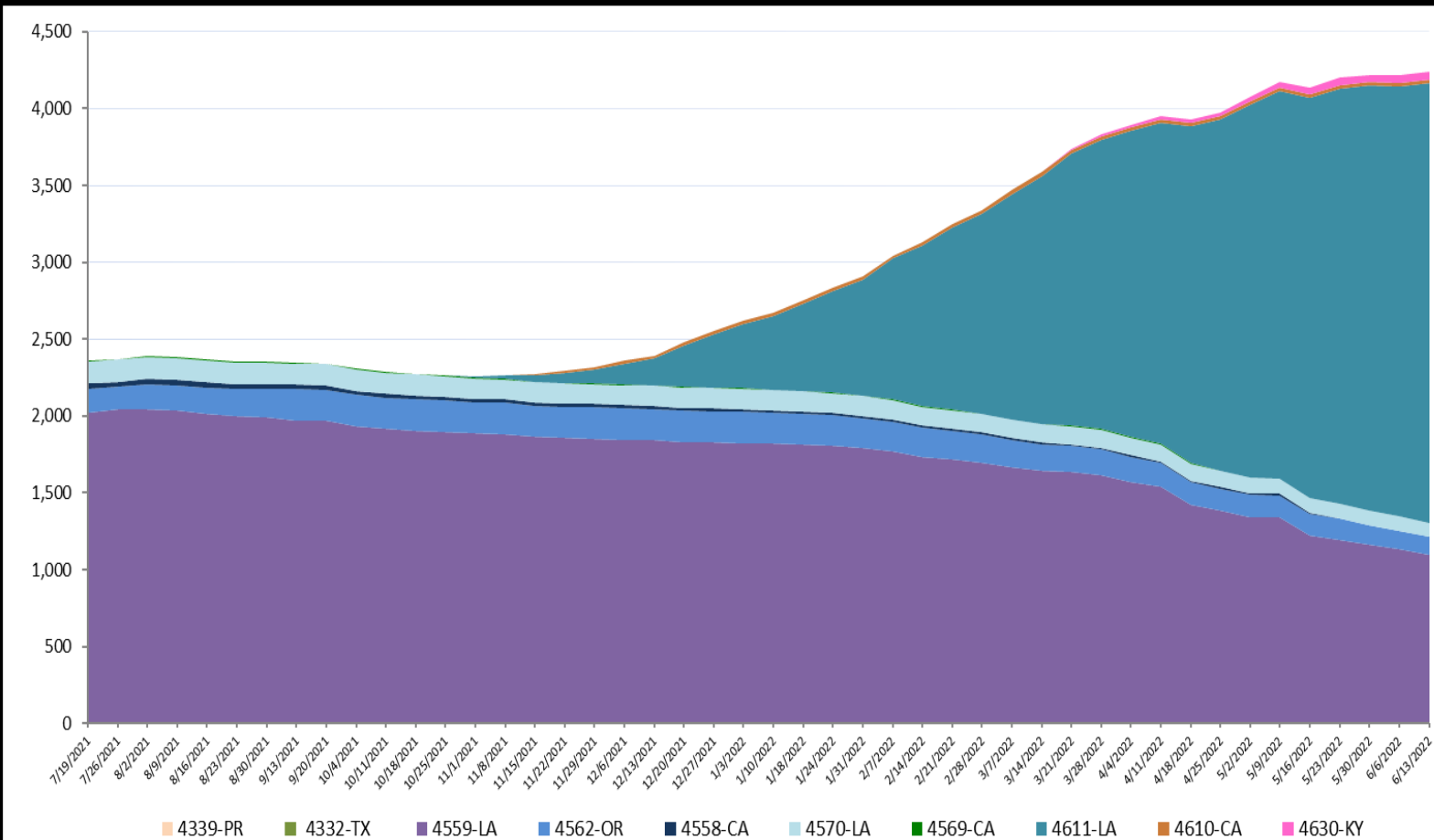
**This Week's PA Highlights**

- In 4339-PR  
\$ 593 Million obligated for Category F – Public Utilities
- In 4510-HI  
\$43 Million obligated for Category B – Protective Measures
- In 4489-IL  
\$24 Million obligated for Category Z - State Management

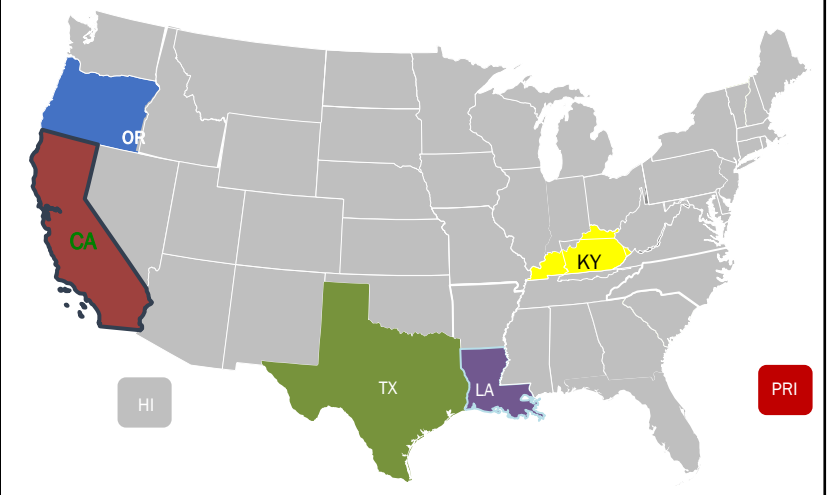
# Direct Housing

## Total Households in FEMA Direct Housing per State

Past Year per Week, 7/19/2021 – 6/13/2022. There are currently **4,243** Households Occupying **4,265** Temporary Units.



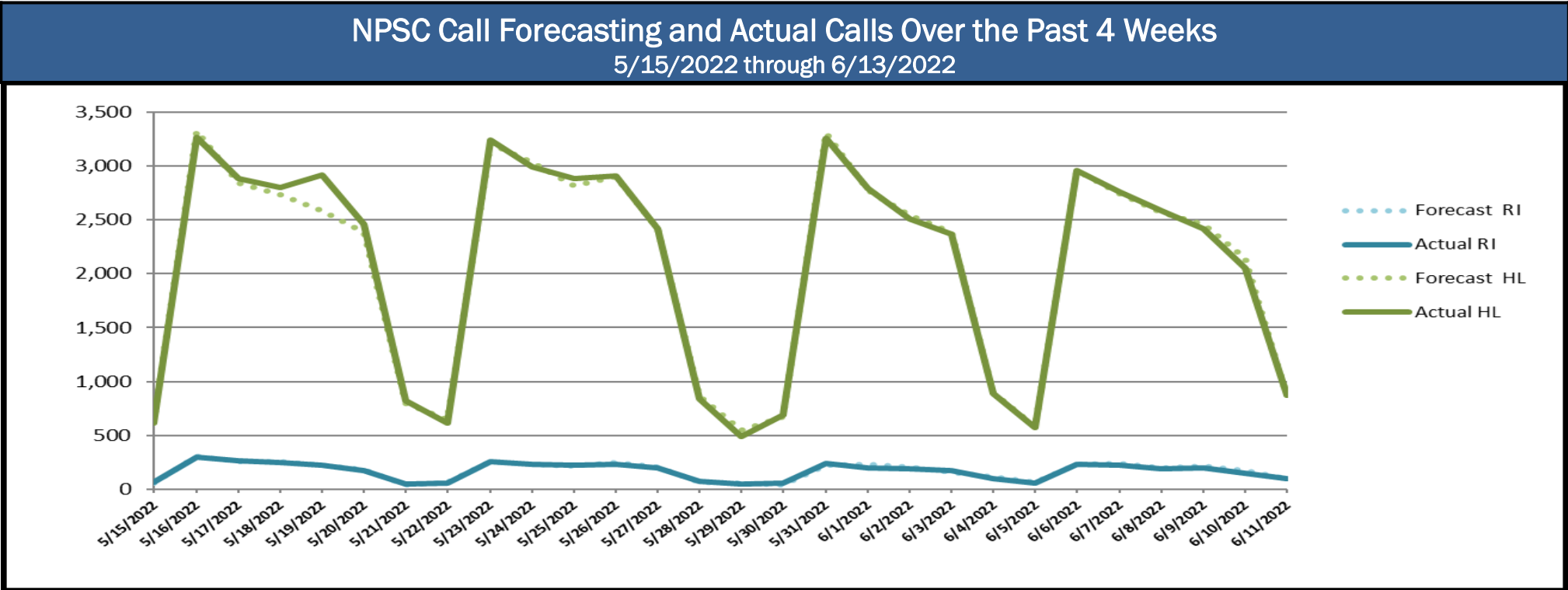
DR	IA Declaration Date	Program End Date	Current # of Households in Direct Housing (Weekly Change)
4630-KY	12/12/2021	6/13/2023	56 (2)
4611-LA	8/29/2021	2/28/2023	2863 (64)
4610-CA	8/24/2021	2/24/2023	21 (0)
4570-LA	10/16/2020	4/16/2022	89 (-4)
4569-CA	10/16/2020	4/16/2022	0 (0)
4562-OR	9/15/2020	3/15/2022	120 (-3)
4559-LA	8/28/2020	2/28/2022	1091 (-36)
4558-CA	8/22/2020	2/22/2022	0 (0)
4339-PR	9/20/2017	9/20/2019	1 (0)
4332-TX	8/25/2017	8/25/2019	2 (0)



States with Currently Occupied Units

# NPSC Call Activity

NPSC Call Activity in the Past Week		
6/05/2022 through 6/11/2022		
Call Type	Projected Calls	Actual Calls
Registration Intake:	1,220	1,128
Helpline:	14,317	14,206
Combined:	15,537	15,334



# Individual Assistance Activity

IHP Approved per Category in the Past  
2 Weeks – 5/30/2022 through 6/13/2022





# FEMA

Helping people before, during, and after disasters.



*Scan to subscribe to this briefing.*