

FEMA National Watch Center

# Daily Operations Briefing

Monday, June 12, 2023

8:30 a.m. ET



**FEMA**

# National Current Ops / Monitoring

---

## New Significant Incidents / Ongoing Ops

- No significant incidents / operations

## Hazard Monitoring

- Severe thunderstorms – Central Plains; Southern Plains to Southeast; coastal Mid-Atlantic
- Heavy rain and flash flooding – Central/Southern Plains and Lower Mississippi Valley
- Critical fire weather – Southwest to Southern Plains

---

## Disaster Declaration Activity

- No new disaster declaration activity

## Event Monitoring

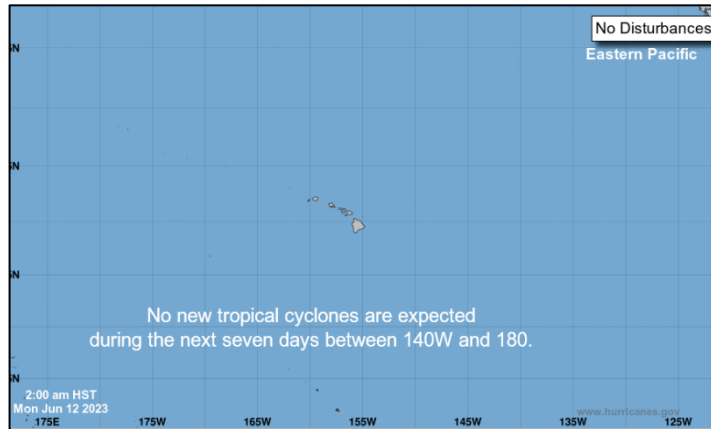
- No significant events



**FEMA**

# Tropical Outlook – Seven Day

## Central Pacific



- No new tropical cyclones are expected during the next seven days

## Eastern Pacific



- No new tropical cyclones are expected during the next seven days

## Atlantic

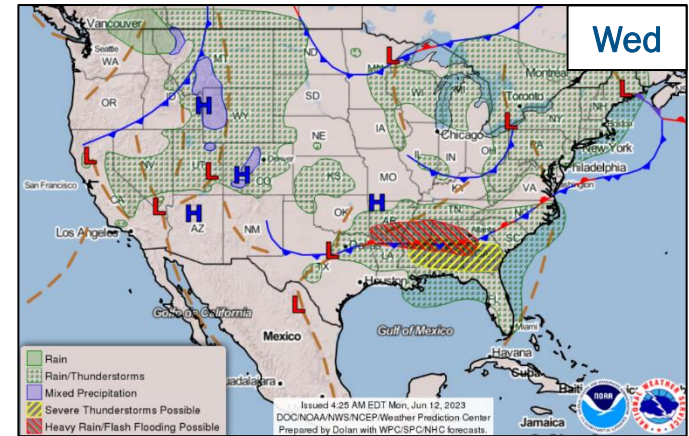
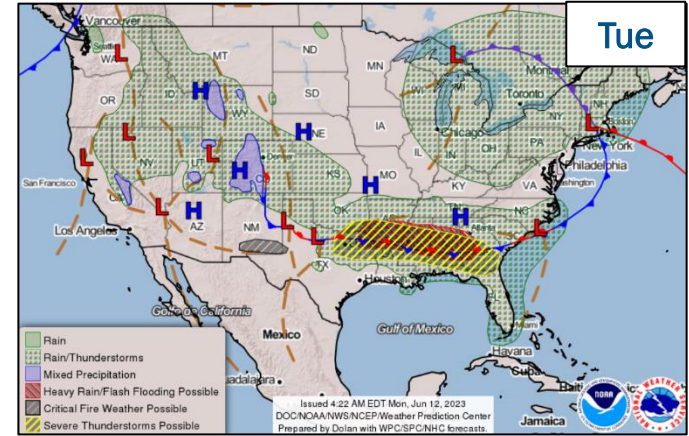
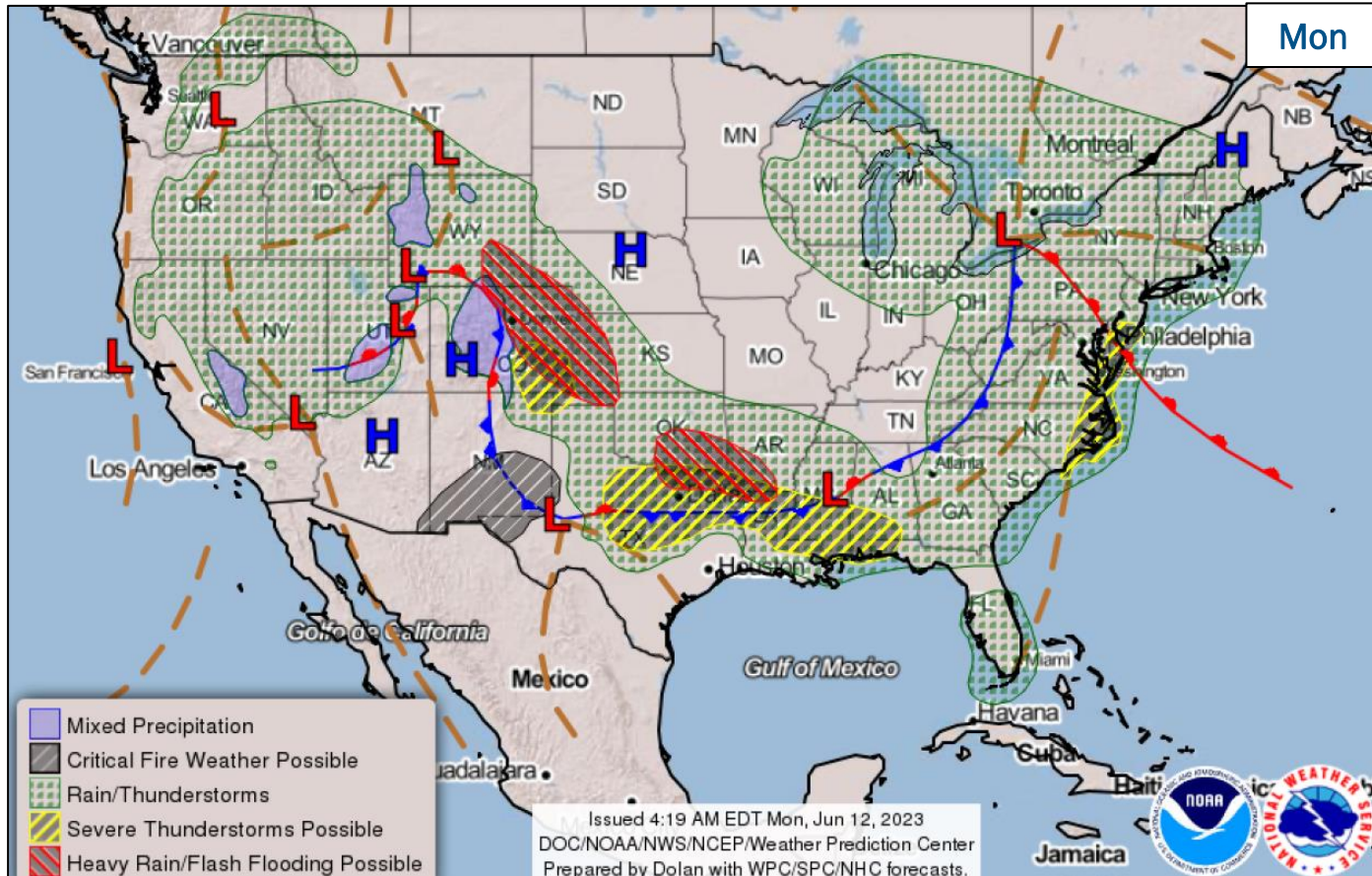


- No new tropical cyclones are expected during the next seven days



FEMA

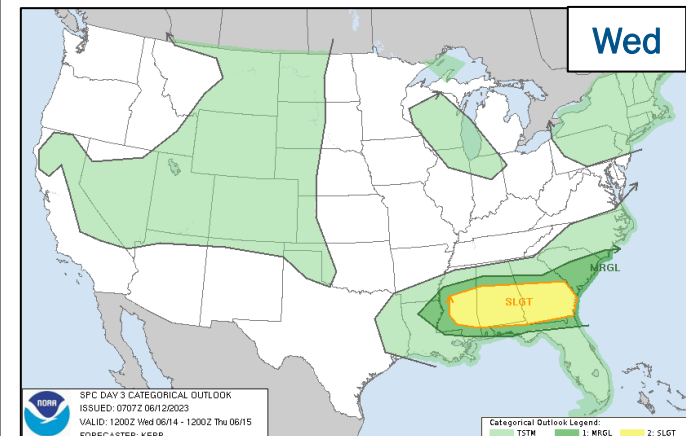
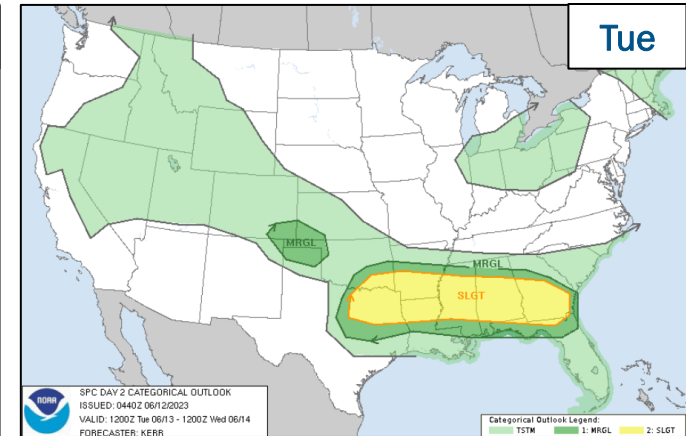
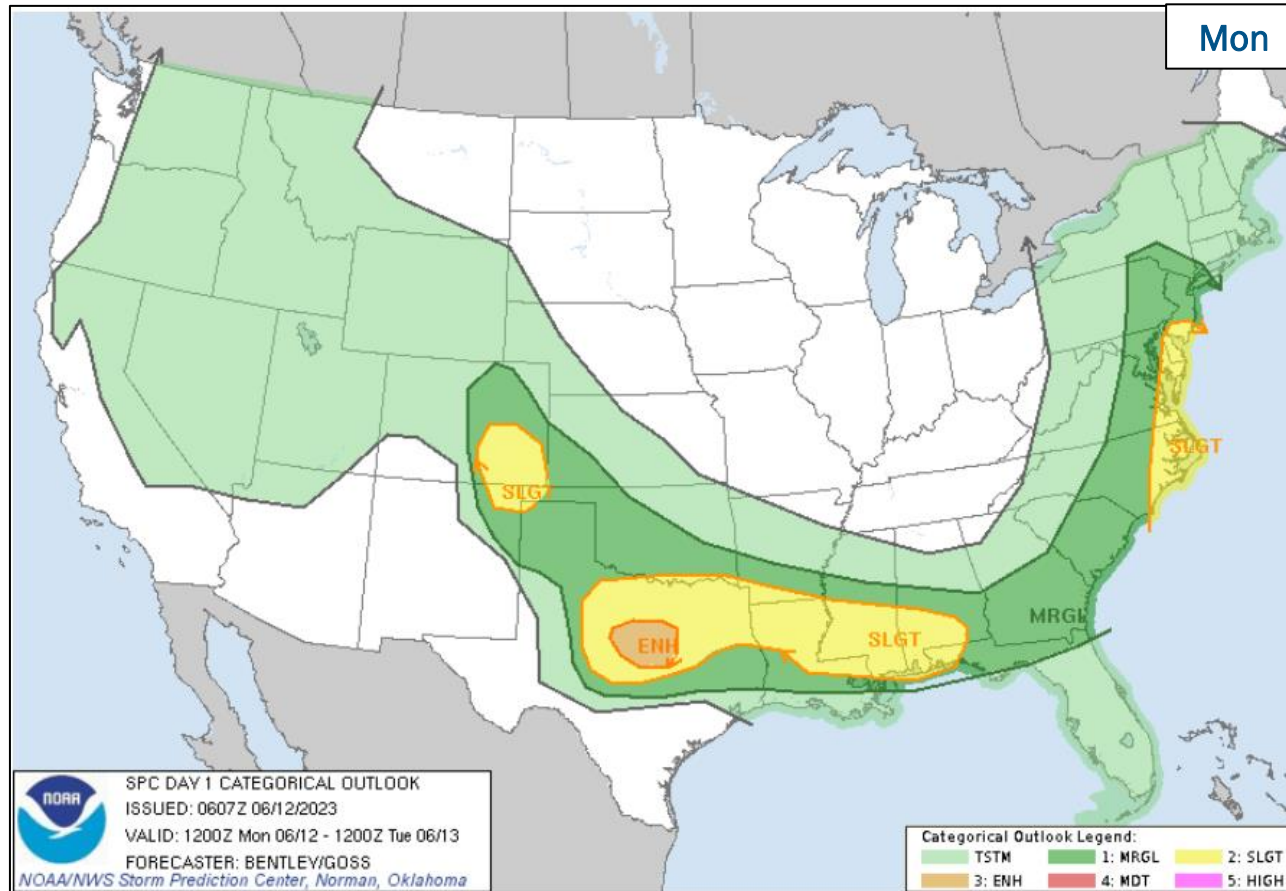
# National Weather Forecast



FEMA

National Watch Center

# Severe Weather Outlook




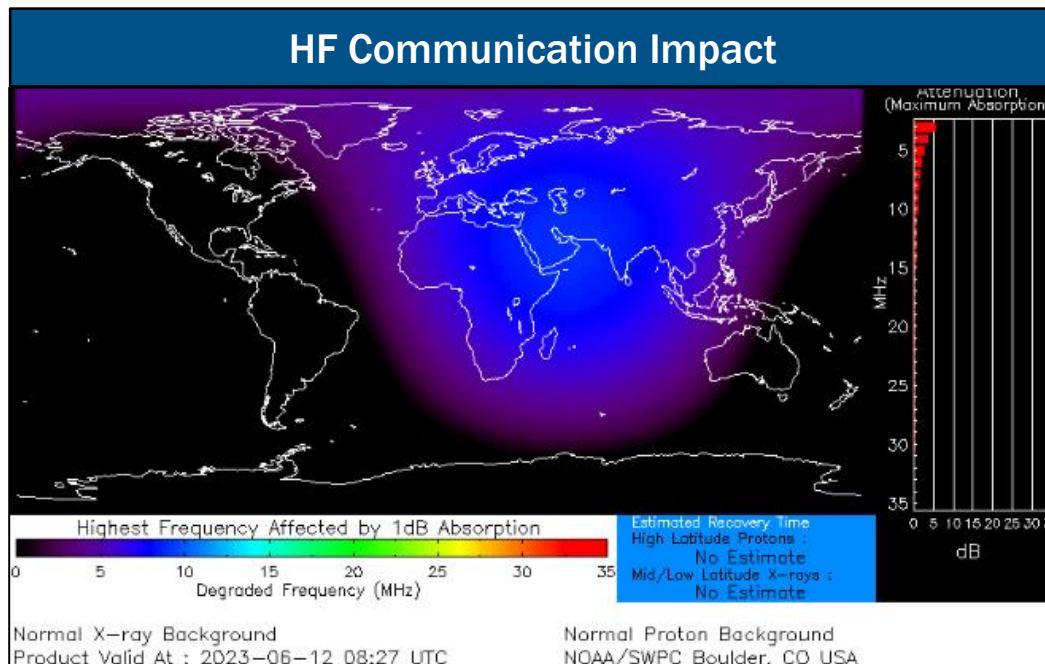
FEMA

National Watch Center

# Space Weather Outlook

Minor	Space Weather Activity	Geomagnetic Storms	Solar Radiation	Radio Blackouts
Past 24 Hours	None	None	None	None
Next 24 Hours	None	None	None	None

For further information on NOAA Space Weather Scales refer to: <http://www.swpc.noaa.gov/noaa-scales-explanation>  
 For further information on Sunspot Activity refer to: <https://www.swpc.noaa.gov/phenomena/sunspotssolar-cycle>



**FEMA**

# FEMA Common Operating Picture

**17 + 7**  
Joint Field Offices Virtual Joint Field Offices

**63 + 3**  
Supporting Major Disasters Emergency Declarations

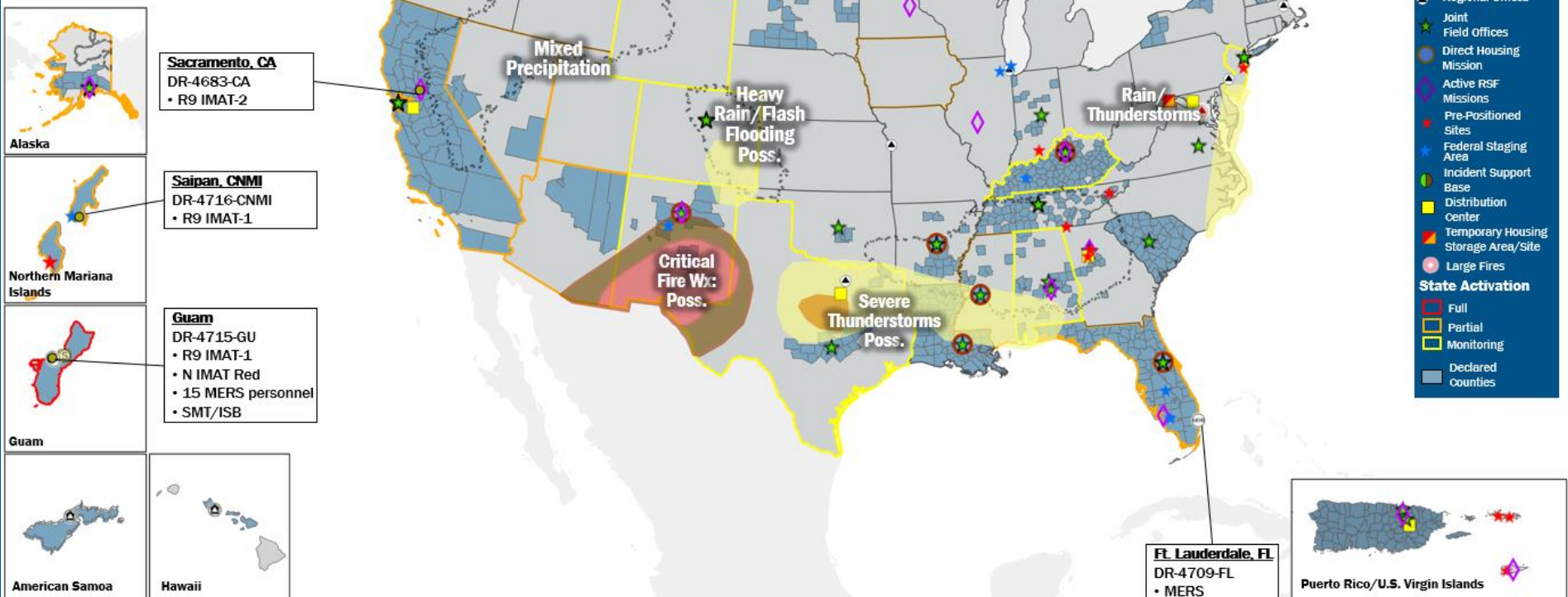
**9** Direct Housing Missions  
**12** RSF-Supported Disasters

Monday  
June 12, 2023  
8:30 a.m. ET

FEMA HQ	
NWC	NRCC
Monitoring	Rostered
FEMA REGIONS	
Watch	RRCC
Monitoring	I Rostered
Monitoring	II Rostered
Monitoring	III Rostered
Monitoring	IV Rostered
Monitoring	V Rostered
Monitoring	VI Rostered
Enhanced	VIII Rostered
Monitoring	IX Rostered
Monitoring	X Rostered
Notes:	
RWC/RRCC: - RVIII RWC: Flooding (Day Shift)	State EOCs: - AL/MS/KY: Severe Weather - FL: TC Ian - AK/CA/IA/MT/NV/UT: Flooding - TX/UT: Ongoing Operations - NM: Fire Weather - CO: Avian Influenza, Public Health Support, and Suncor Refinery - AZ/CO: SW Border Coordination - WY: Winter Weather Impacts - CA: COVID Support - GU/CNMI: Typhoon Mawar - NJ: Canadian Wildfires
Surge Capacity Force	
Rostered 7,255	Deployed 0

N-IMATs	
2-5 Teams Available	
Red	GU
White	
Blue	
Gold	
HS	Training
R-IMATs	
≥ 7 Teams Available	
I	1
II	Training
III	3
IV-1	
IV-2	
V	
VI-1	
VI-2	Reconstituting
VII	Training/Exercise
VIII	Training/Exercise
IX-1	Guam/CNMI
IX-2	CA
X	2

REGIONAL BREAKDOWN			
	JFO/VJFO	DR	EM
I	2/0	6	0
II	1/2	3	1
III	1/0	1	0
IV	7/1	16	1
V	1/0	1	0
VI	4/1	6	0
VII	0/0	0	0
VIII	0/1	5	0
IX	0/1	16	1
X	1/1	9	0



## IM Workforce

13,483 Assigned  
4,447 (-4) Unavailable  
5,480 (-17) Deployed

---

26% / 3,556 (+21) Available

## IM Cadre Availability

15 Cadres ≤ 25% Availability

Civil Rights: 18% (26/141); Disaster Field Training Operations: 23% (22/95); Disability Integration: 5% (3/56); External Affairs: 24% (121/494); Environmental Planning and Historic Preservation: 16% (131/812); Field Leadership: 10% (13/135); Hazard Mitigation: 14% (178/1,235); Human Resources: 18% (28/159); Interagency Recovery Coordination: 17% (50/293); Logistics: 21% (314/1,489); Operations: 15% (52/350); Public Assistance: 8% (165/2,180); Planning: 11% (50/458); Safety: 13% (10/78); Security: 11% (15/140)

## MERS

≥ 66%

36 Assigned  
0 Unavailable  
3 Deployed

---

33 Available

## US&R

≥ 66%

28 Assigned  
2 Unavailable  
0 Deployed

---

26 Available

## FCO

≤ 1 Type I

46 Assigned  
8 Unavailable  
33 (26 FCOR) Deployed

---

5 Available

# Joint Preliminary Damage Assessments

Region	State / Location	Incident	IA	Number of Counties		Start - End
			PA	Requested	Complete	
I	ME	Flooding Apr 30 - May 1	IA	0	0	N/A
			PA	9	0	5/30 - TBD
	NH	Flooding Apr 30 - May 1	IA	0	0	N/A
			PA	10	0	5/24 - TBD
V	MN	Flooding Apr 11-30	IA	0	0	N/A
			PA	34	33	5/15 - TBD
	Prairie Island Indian Community		IA	0	0	N/A
			PA	1	0	5/15 - TBD



**FEMA**



# Declaration Requests in Process – 5

State / Tribe / Territory – Incident Description	Type	IA	PA	HM	Requested
NH – Severe Winter Storm and Snowstorm	DR		X	X	May 12
GA – Severe Storms, Straight-line Winds, Tornadoes, and Flooding	DR	X	X	X	May 26
ND – Flooding	DR		X	X	Jun 2
SD – Flooding	DR		X	X	Jun 2
IA – Major Structural Collapse	EM		X		Jun 7



**FEMA**



# FEMA

Helping people before, during, and after disasters.



*Scan to subscribe to this briefing.*