

FEMA National Watch Center

Daily Operations Briefing

Tuesday, June 10, 2025

8:30 a.m. ET



FEMA

National Current Ops / Monitoring

New Significant Incidents / Ongoing Ops

- No new significant incidents / operations

Hazard Monitoring

- Severe Thunderstorms / Excessive Rainfall – Southern Plains
- Tropical Activity
 - Eastern Pacific:
 - Tropical Storm Barbara
 - Tropical Storm Cosme
 - Disturbance 1: High (70%)

Disaster Declaration Activity

- Approval: Major Disaster Declaration – MO (2)

Event Monitoring

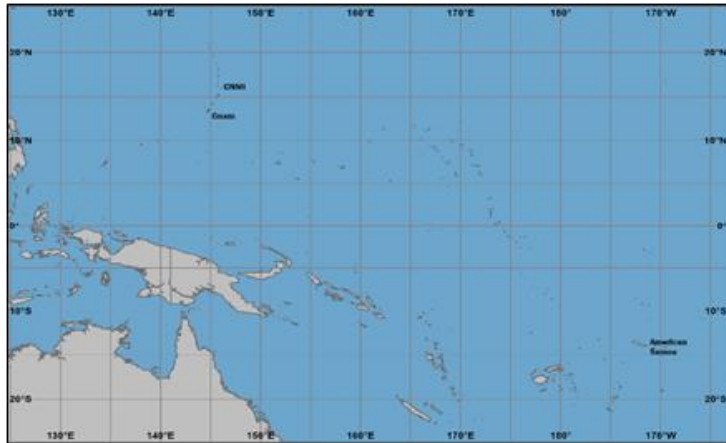
- No new significant events



FEMA

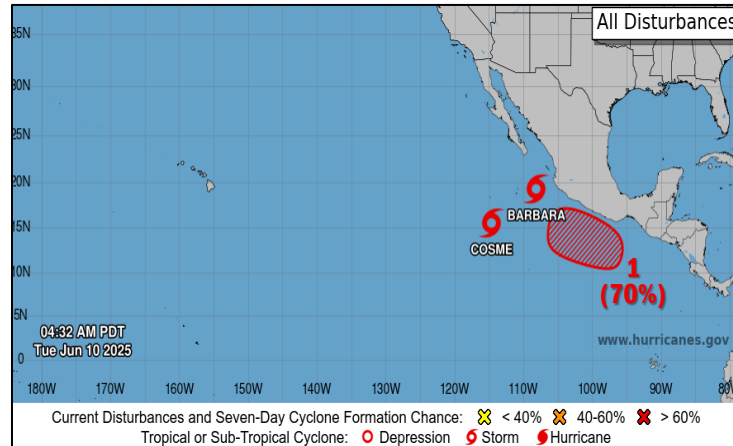
Tropical Outlook

Western Pacific



- No tropical cyclones threatening the U.S. territories are expected during the next 7 days

Central and Eastern Pacific



Tropical Storm Barbara: (Advisory #9 as of 5:00 a.m. ET)

- Located **180 miles** WSW of Cabo Corrientes Mexico
- Maximum sustained winds **60 mph**
- **Continued weakening is forecast, expected to dissipate by Wednesday**

Tropical Storm Cosme: (Advisory #8 as of 5:00 a.m. ET)

- Located **605 miles** SSW of the southern tip of Baja California
- **Weakening expected to begin later today or tonight**
- Forecast to become a **post-tropical remnant low on Wednesday**

Disturbance 1: (as of 8:00 a.m. ET)

- Located south of southern Mexico
- Environmental conditions appear conducive for some gradual development; a tropical depression could form late this week or next weekend
- Formation chance – 48-hour: Low (near 0%); 7-day: **High (70%)**

Atlantic



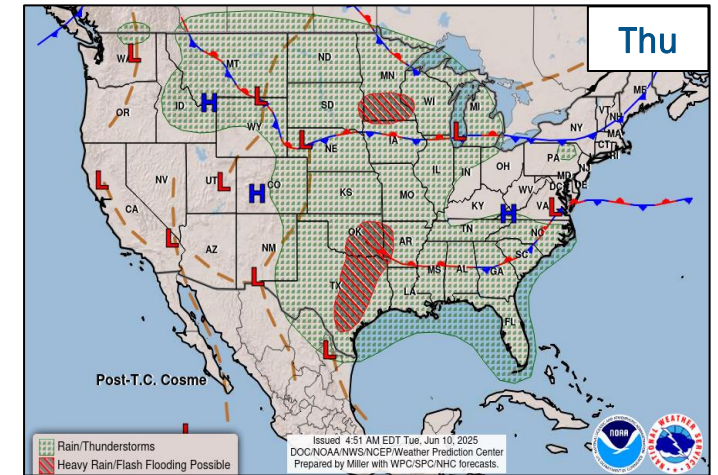
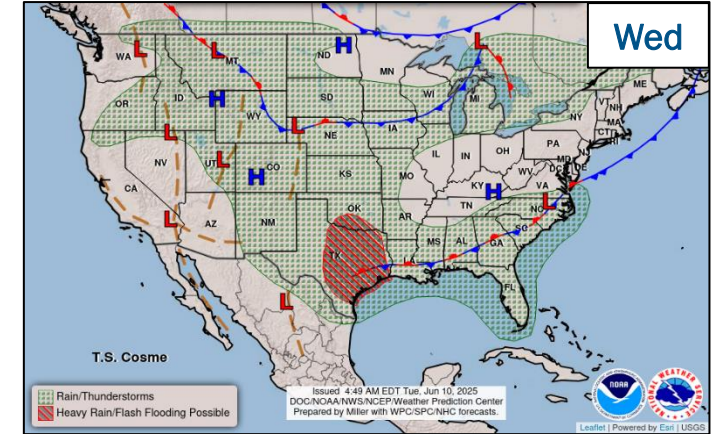
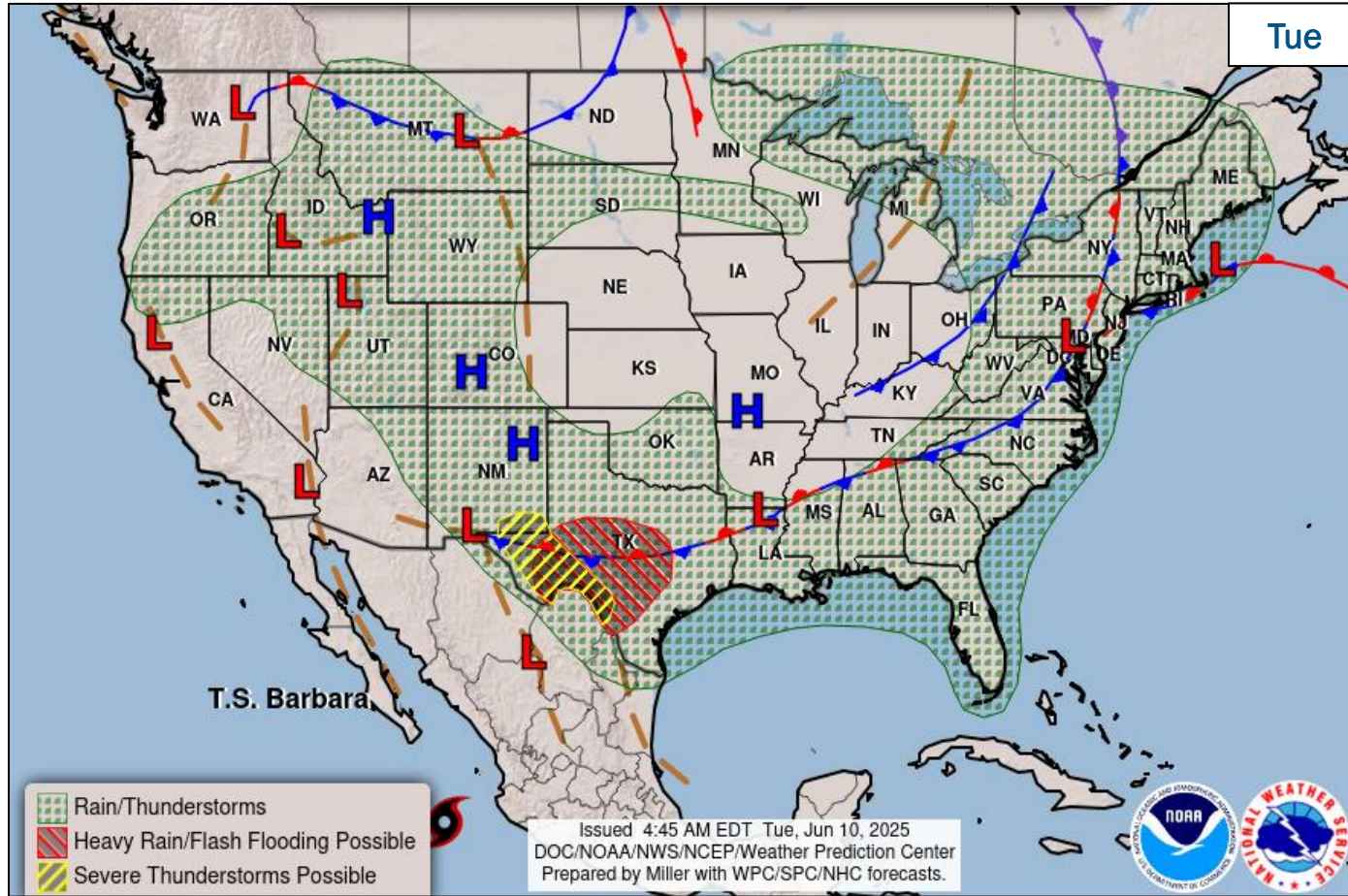
- No tropical cyclones are expected during the next 7 days



FEMA

National Watch Center

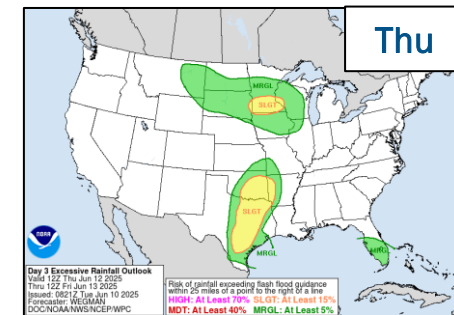
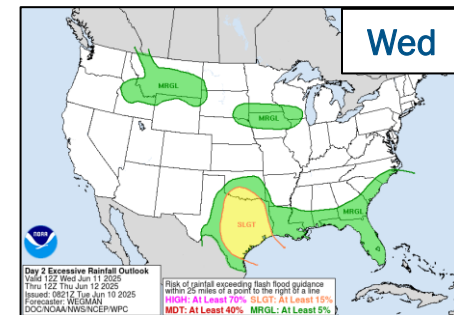
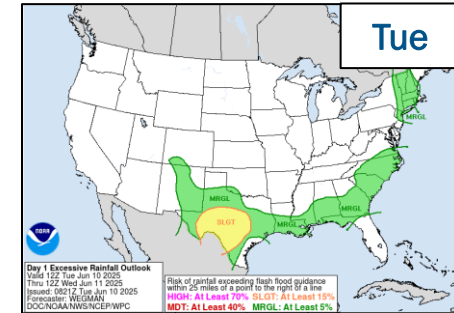
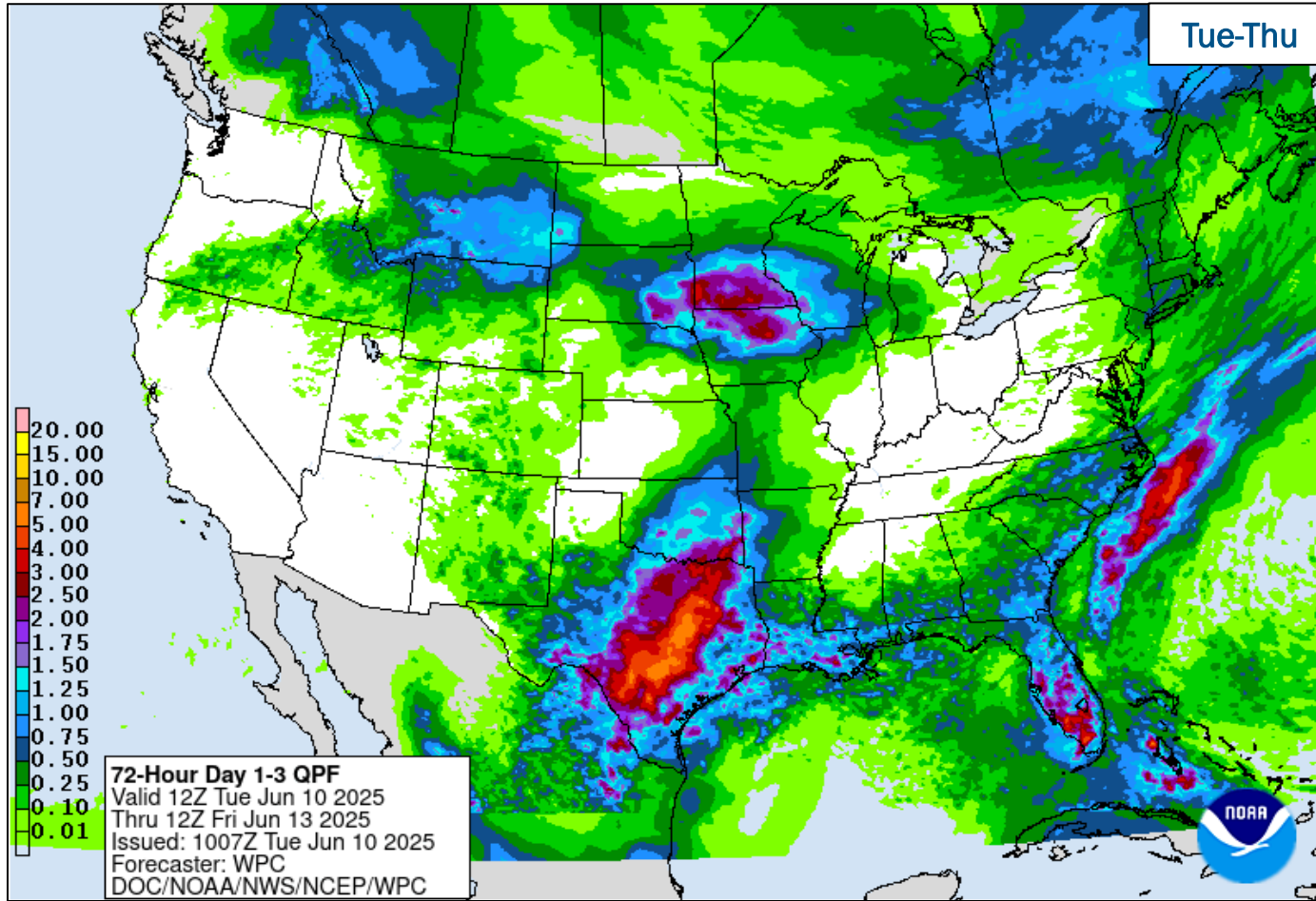
National Weather Forecast



FEMA

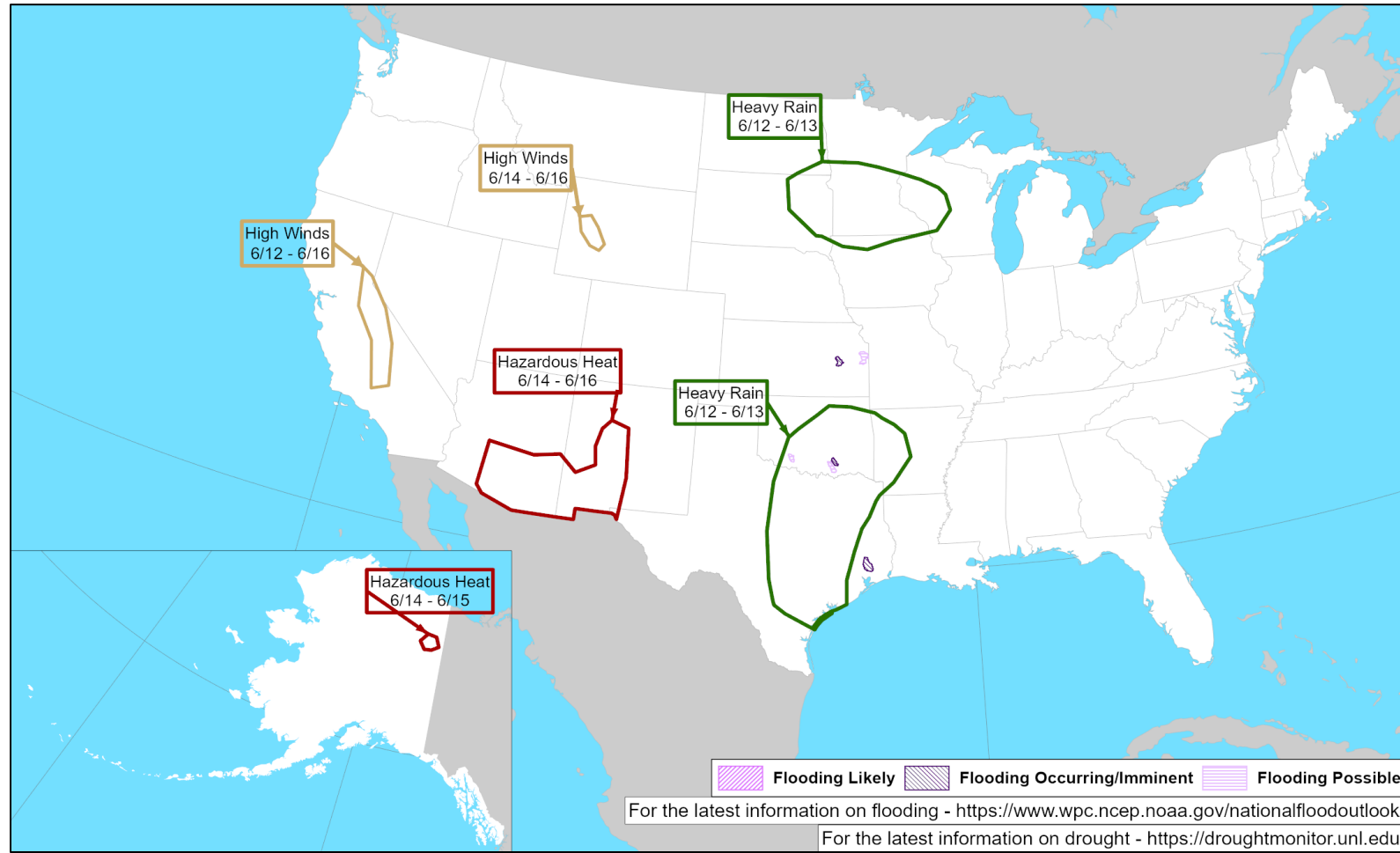
National Watch Center

Precipitation & Excessive Rainfall



FEMA

Hazards Outlook – Jun 12-16


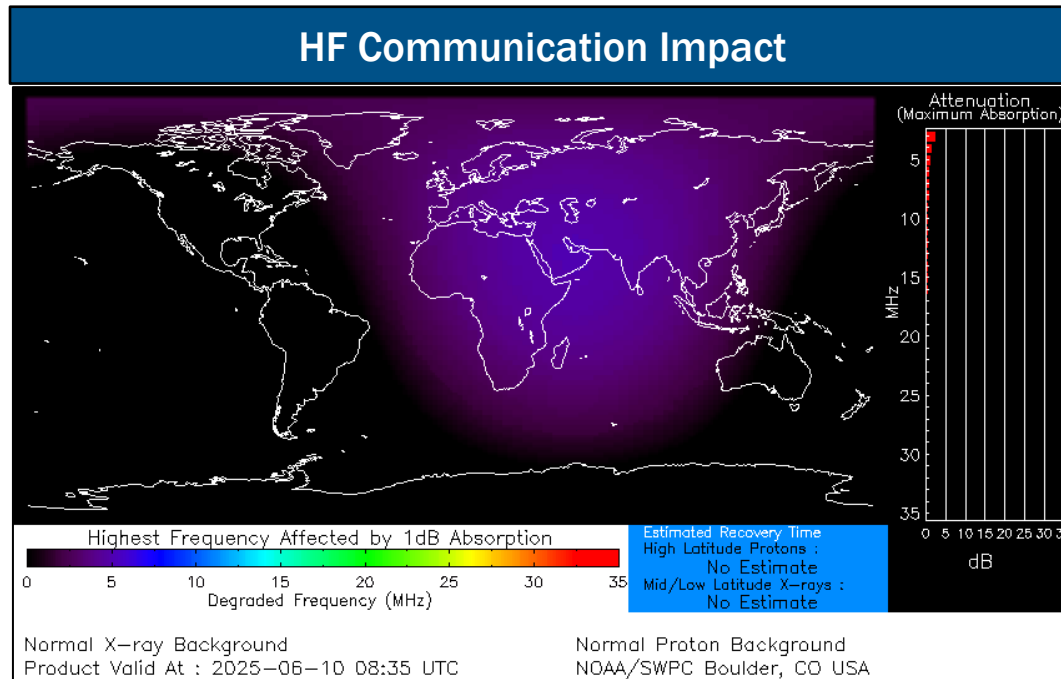


FEMA

Space Weather Outlook

Minor	Space Weather Activity	Geomagnetic Storms	Solar Radiation	Radio Blackouts
Past 24 Hours	None	None	None	None
Next 24 Hours	None	None	None	None

For further information on NOAA Space Weather Scales refer to: <http://www.swpc.noaa.gov/noaa-scales-explanation>
 For further information on Sunspot Activity refer to: <https://www.swpc.noaa.gov/phenomena/sunspotssolar-cycle>



FEMA

National Watch Center

FEMA Common Operating Picture

23 Joint Field Offices **82 + 8** Major Disasters **10** Direct Housing Missions **14** RSF-Supported Disasters **6** Joint Recovery Offices

Tuesday
June 10, 2025
8:30 a.m. ET

FEMA HQ	
NWC	NRCC
Monitoring	Steady State
FEMA REGIONS	
Watch	RRCC
Monitoring I	Rostered
Monitoring II	Rostered
Monitoring III	Rostered
Monitoring IV	Rostered
Monitoring V	Rostered
Monitoring VI	Rostered
Monitoring VII	Rostered
Monitoring VIII	Rostered
Monitoring IX	Rostered
Monitoring X	Rostered

N-IMATs	
2-5 Teams Available	
Red	
White	
Blue	AL* (Jun 8)
Gold	AL* (Jun 8)
HS	AL* (Jun 8)

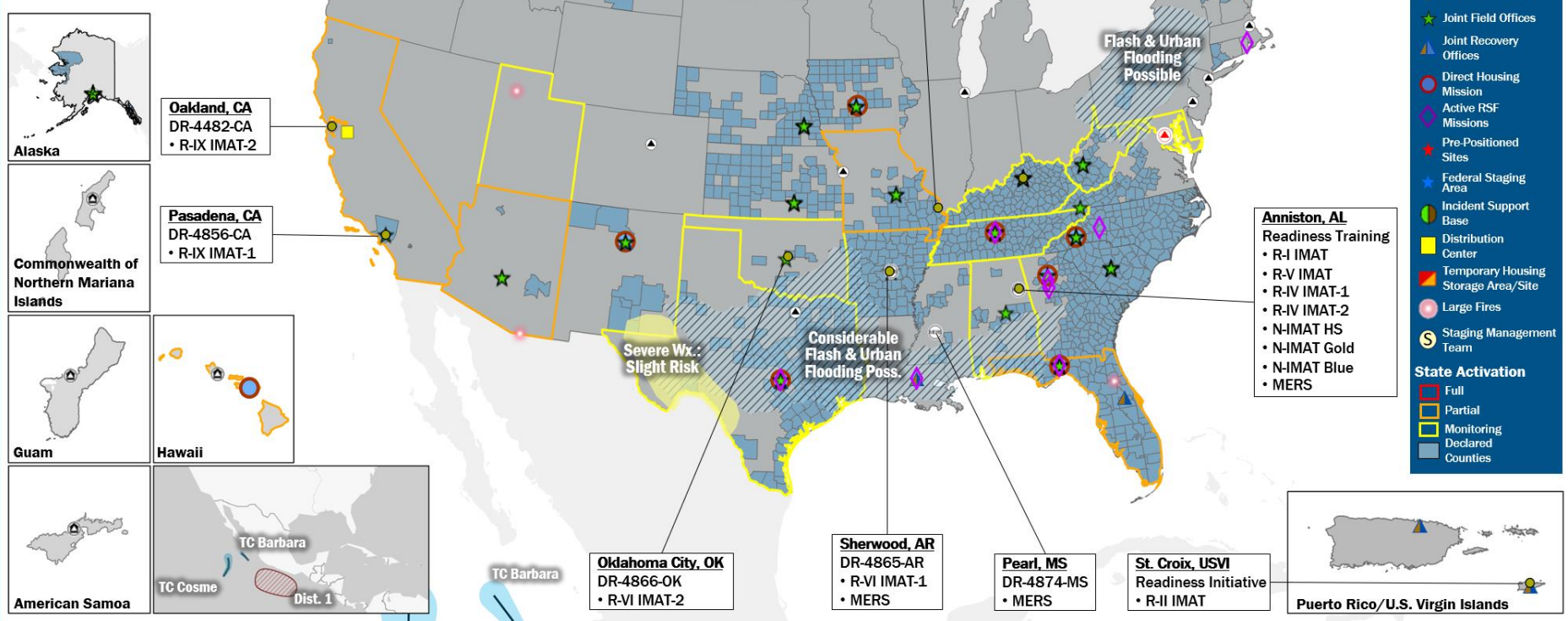
R-IMATs	
4-6 Teams Available	
I	3/AL* (Jun 8)
II	USVI (Jun 8)
III	
IV-1	AL* (Jun 8)
IV-2	AL* (Jun 8)
V	2/AL* (Jun 8)
VI-1	AR (May 15)
VI-2	OK (May 27)
VII	1
VIII	
IX-1	CA (Jan 8)
IX-2	CA (Mar 6)
X	MO (May 28)

Notes:
NRCC/RWCs/RRCCs:
• RI, IV, V IMATs, N-IMAT Blue, Gold, and HS: Training (*available for deployment)
State EOCs:
• AZ/HI/TX: Wildfires
• MO/NC/OK/AL: Severe Weather
• FL/KY/TN: Previous Incidents
• MD/WV: Flooding
• DC: U.S. Army Birthday
• CA/UT: Civil Disturbance

Volunteer Force	
Rostered 7,985	Deployed 4
Surge Capacity Force	
Rostered 8,488 (-4)	Deployed 0

Fully Mission Capable (FMC)
Partially Mission Capable (PMC)
Not Mission Capable (NMC)
Deployed

REGIONAL BREAKDOWN			
	JFO	DR	EM JRO
I	2	6	0 0
II	0	0	0 2
III	2	8	1 0
IV	7	26	7 1
V	0	0	0 0
VI	4	10	0 3
VII	4	21	0 0
VIII	1	1	0 0
IX	2	5	0 0
X	1	5	0 0



IM Workforce

12,910 (-9) Assigned
4,940 (-32) Unavailable
6,172 (-10) Deployed
14% / 1,798 (+33) Available

IM Cadre Availability

Alternative Dispute Resolution: 15% (5/33); Civil Rights: 19% (29/151); Disaster Field Training Operations: 16% (11/68); Disability Integration: 7% (2/28); Disaster Survivor Assistance: 15% (164/1,126); External Affairs: 9% (31/343); Environmental Planning and Historic Preservation: 7% (56/783); Field Leadership: 5% (7/141); Financial Management: 15% (31/203); Hazard Mitigation: 8% (78/960); Human Resources: 15% (24/165); Individual Assistance: 12% (309/2,493); Interagency Recovery Coordination: 17% (47/271); Information Technology: 13% (82/649); Logistics: 16% (260/1,608); Operations: 9% (38/410); Public Assistance: 11% (243/2,206); Planning: 4% (18/424); Safety: 8% (7/92); Security: 10% (12/117)

20 Cadres ≤ 25% Availability

MERS
≥ 66%

33 Assigned
3 Unavailable
1 Deployed

29 Available

US&R
≥ 66%

28 Assigned
1 Unavailable
0 Deployed

27 Available

FCO
≤ 1 Type I

43 (-1) Assigned
0 Unavailable
38 (-1) (22 FCOR) Deployed

5 Available

Joint Preliminary Damage Assessments

Region	State / Location	Incident	IA	Number of Counties		Start - End
			PA	Requested	Complete	
III	MD	Severe Storms and Flooding May 13-14	IA	0	0	N/A
			PA	2	2 (+2)	5/28 - 6/7
VI	OK	Severe Storms and Flooding Apr 19 and continuing	IA	0	0	N/A
			PA	24	21	5/28 - TBD
VII	KS	Severe Thunderstorms, Straight-line Winds, Tornadoes, and Flooding May 18-19	IA	N/A	N/A	N/A
			PA	11	0	6/6 - TBD
	MO	Severe Storms and Flooding May 23-26	IA	N/A	N/A	N/A
			PA	5	0	6/10 - TBD
VIII	CTM*	Severe Storms and Flooding May 14-23	IA	0	0	N/A
			PA	1	0	6/9 - TBD

*Crow Tribe of Montana



FEMA

National Watch Center

Declaration Approval – Missouri

Declaration: Major Disaster Declaration – FEMA-4876-DR-MO

Date Requested: May 19

Date Approved: Jun 9

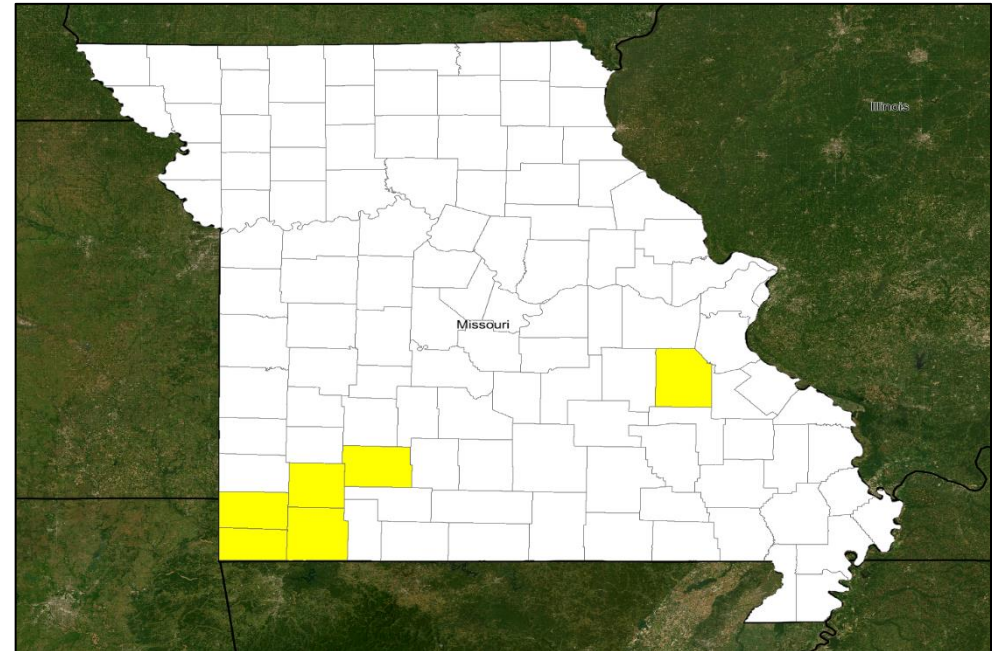
Incident: Severe Storms, Straight-line Winds, Tornadoes, and Flooding

Incident Period: April 29

Provides:

- **PA Only:** 6 counties

FCO: David R. Gervino



■ PA



FEMA

National Watch Center

Declaration Approval – Missouri

Declaration: Major Disaster Declaration – FEMA-4877-DR-MO

Date Requested: May 25

Date Approved: Jun 9

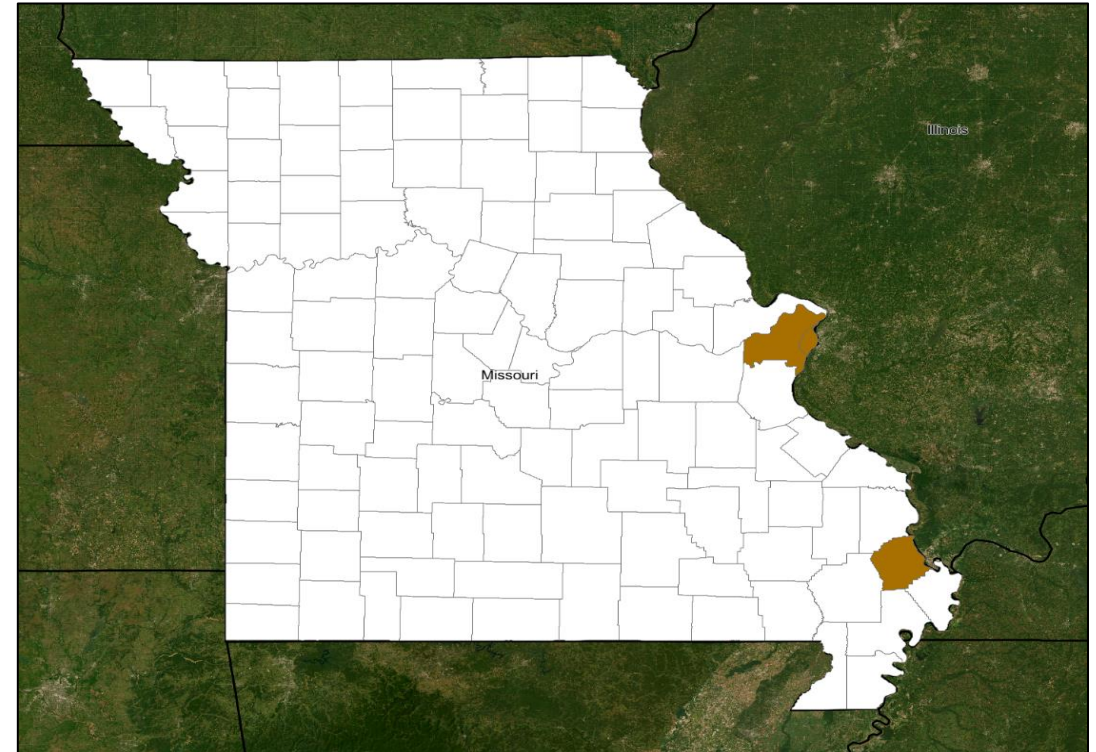
Incident: Severe Storms, Straight-line Winds, Tornadoes, and Flooding

Incident Period: May 16

Provides:

- **IA/PA:** 2 counties and the independent city of St. Louis

FCO: Willie G. Nunn



■ IA/PA



FEMA

National Watch Center

Declaration Requests in Process – 8

State / Tribe / Territory – Incident Description	Type	IA	PA	HM	Requested
MI – Severe Winter Storm	EM		X		Apr 11
TN – Severe Storms, Straight-line Winds, Tornadoes, and Flooding	DR	X	X	X	Apr 17
WA – Severe Storms, Straight-line Winds, Flooding, Landslides and Mudslides (Appeal)	DR		X	X	May 7
MI – Severe Winter Storm	DR	X	X	X	May 16
MO – Severe Storms, Straight-line Winds, Tornadoes, and Flooding – Denied	EM		X		May 19
MO – Severe Storms, Straight-line Winds, Tornadoes, and Flooding – Approved	DR		X	X	May 19
OR – Severe Storms, Flooding , Landslides, Mudslides	DR	X	X	X	May 19
OR – Severe Storms and Flooding	DR	X		X	May 19
MO – Severe Storms, Straight-line Winds, Tornadoes, and Flooding – Approved	DR	X		X	May 25
IN – Severe Storms, Straight-line Winds, Tornadoes, and Flooding	DR	X	X	X	May 28
KY – Severe Winter Storm (Appeal)	DR		X	X	June 4



FEMA



FEMA

Helping people before, during, and after disasters.



Scan to subscribe to this briefing.