

FEMA National Watch Center

Daily Operations Briefing

Saturday, June 10, 2023

8:30 a.m. ET



FEMA

National Current Ops / Monitoring

New Significant Incidents / Ongoing Ops

- No significant incidents / operations

Hazard Monitoring

- Heavy rain and flash flooding – Plains and Middle Mississippi Valley
- Severe thunderstorms – Southern Plains and Lower Mississippi Valley

Disaster Declaration Activity

- 5 Amendments issued

Event Monitoring

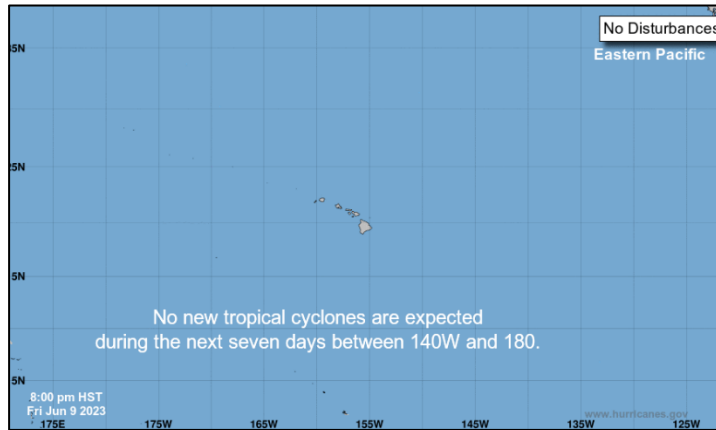
- No significant events



FEMA

Tropical Outlook – Seven Day

Central Pacific



- No new tropical cyclones are expected during the next seven days

Eastern Pacific



- No new tropical cyclones are expected during the next seven days

Atlantic

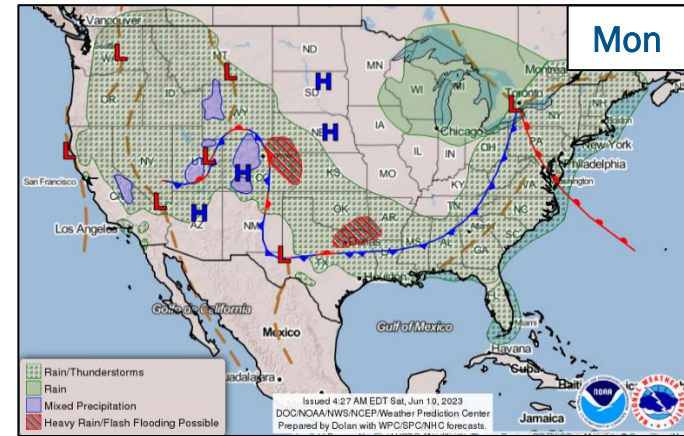
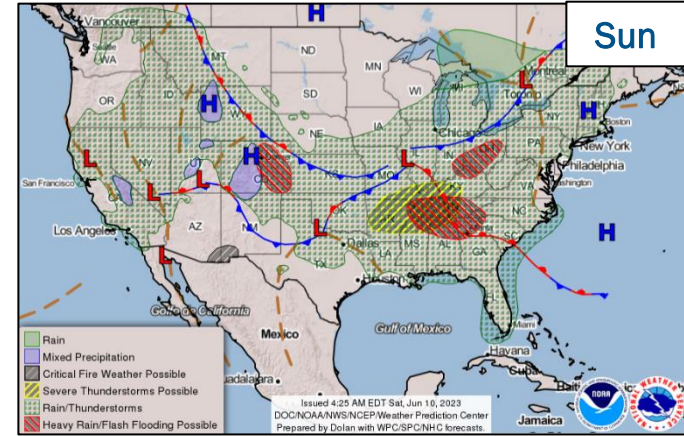
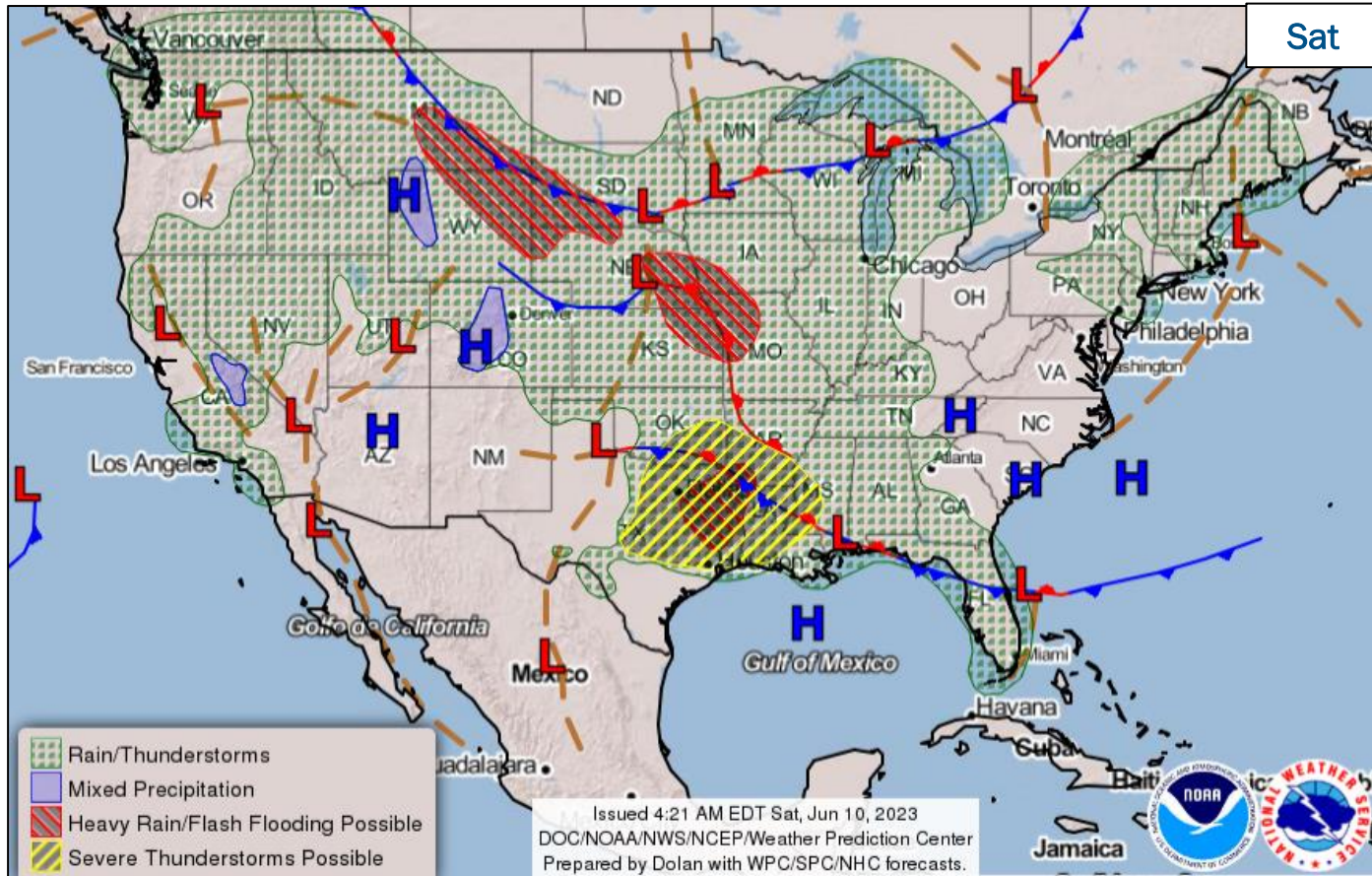


- No new tropical cyclones are expected during the next seven days



FEMA

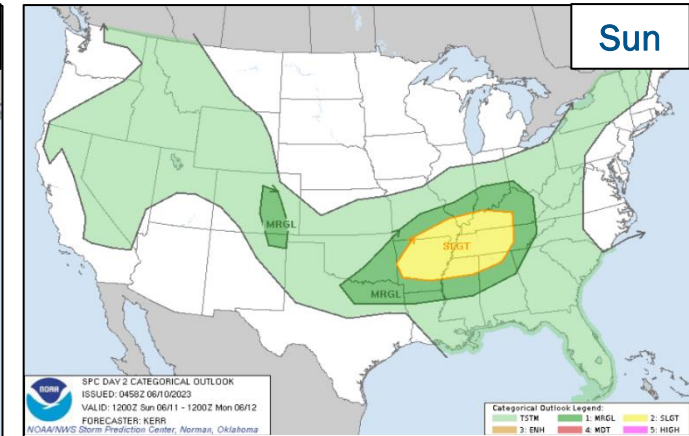
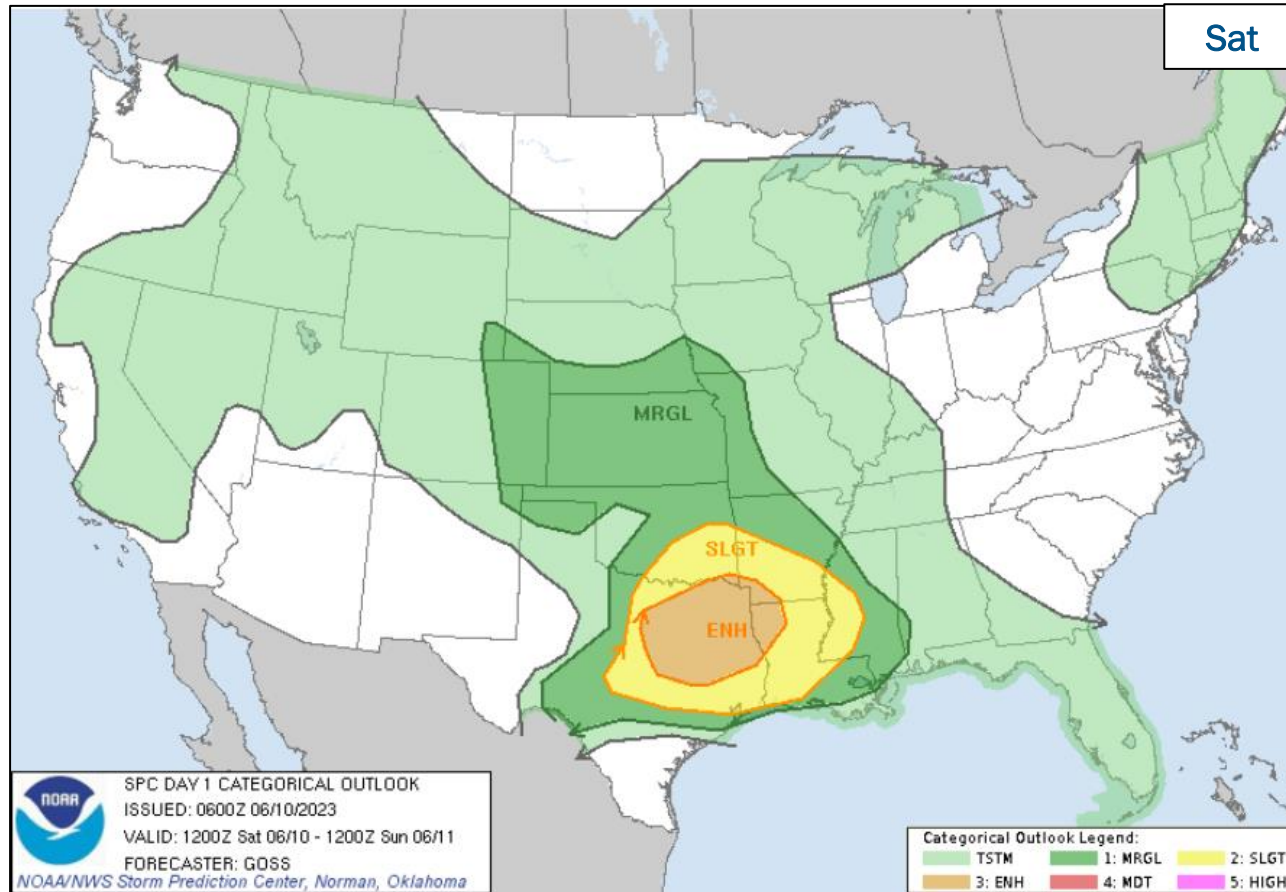
National Weather Forecast



FEMA

National Watch Center

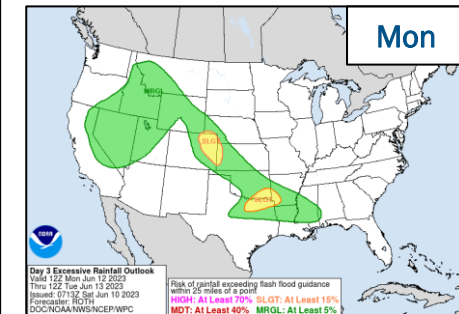
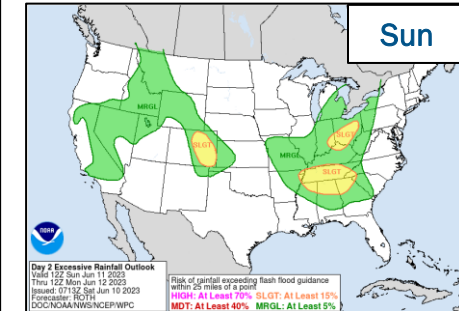
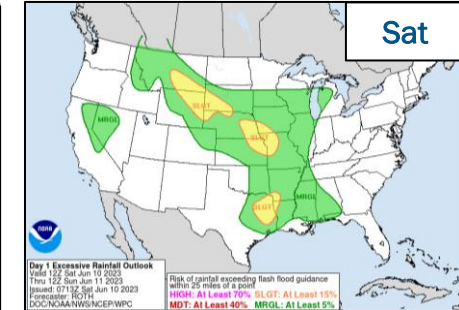
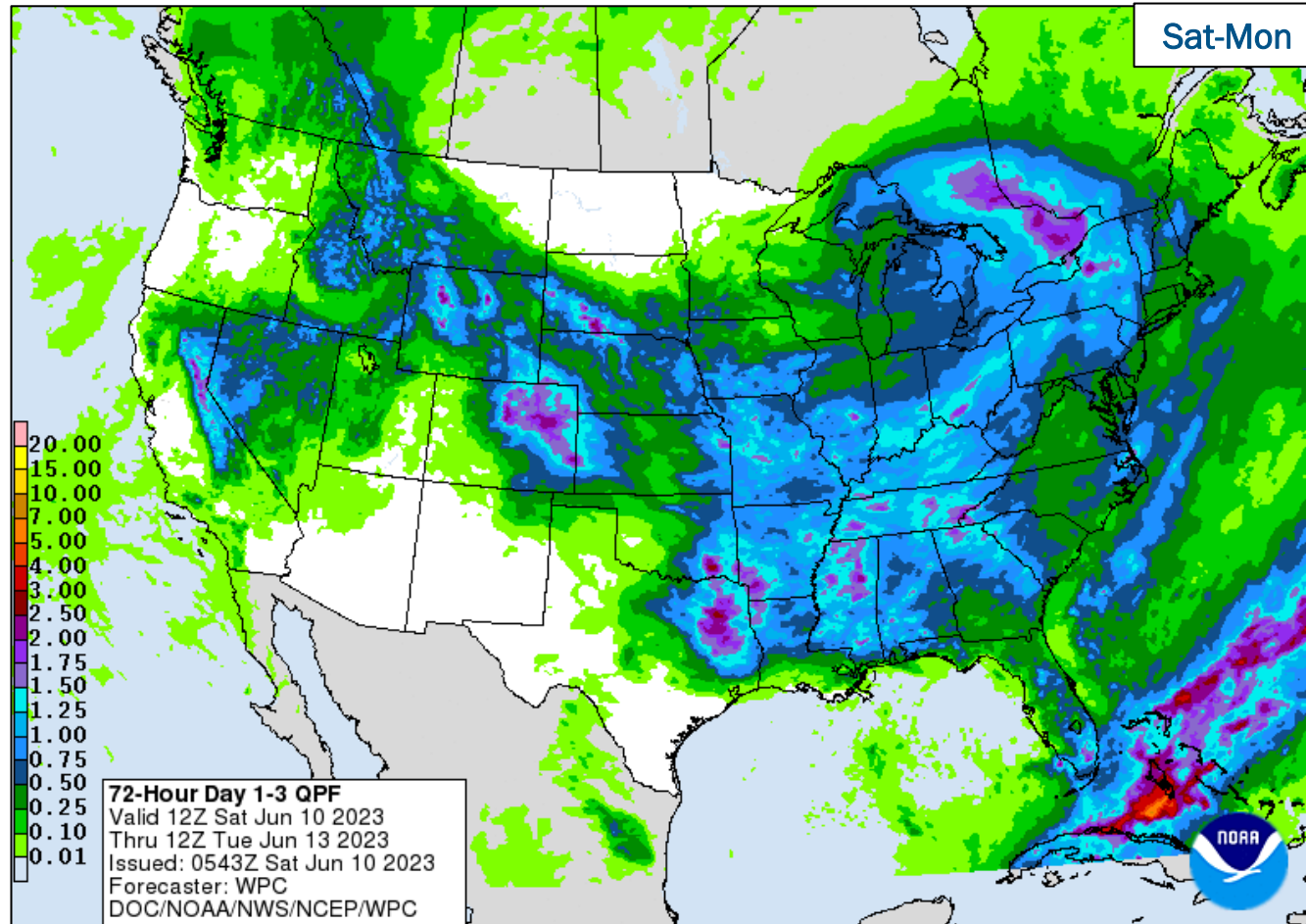
Severe Weather Outlook



FEMA

National Watch Center

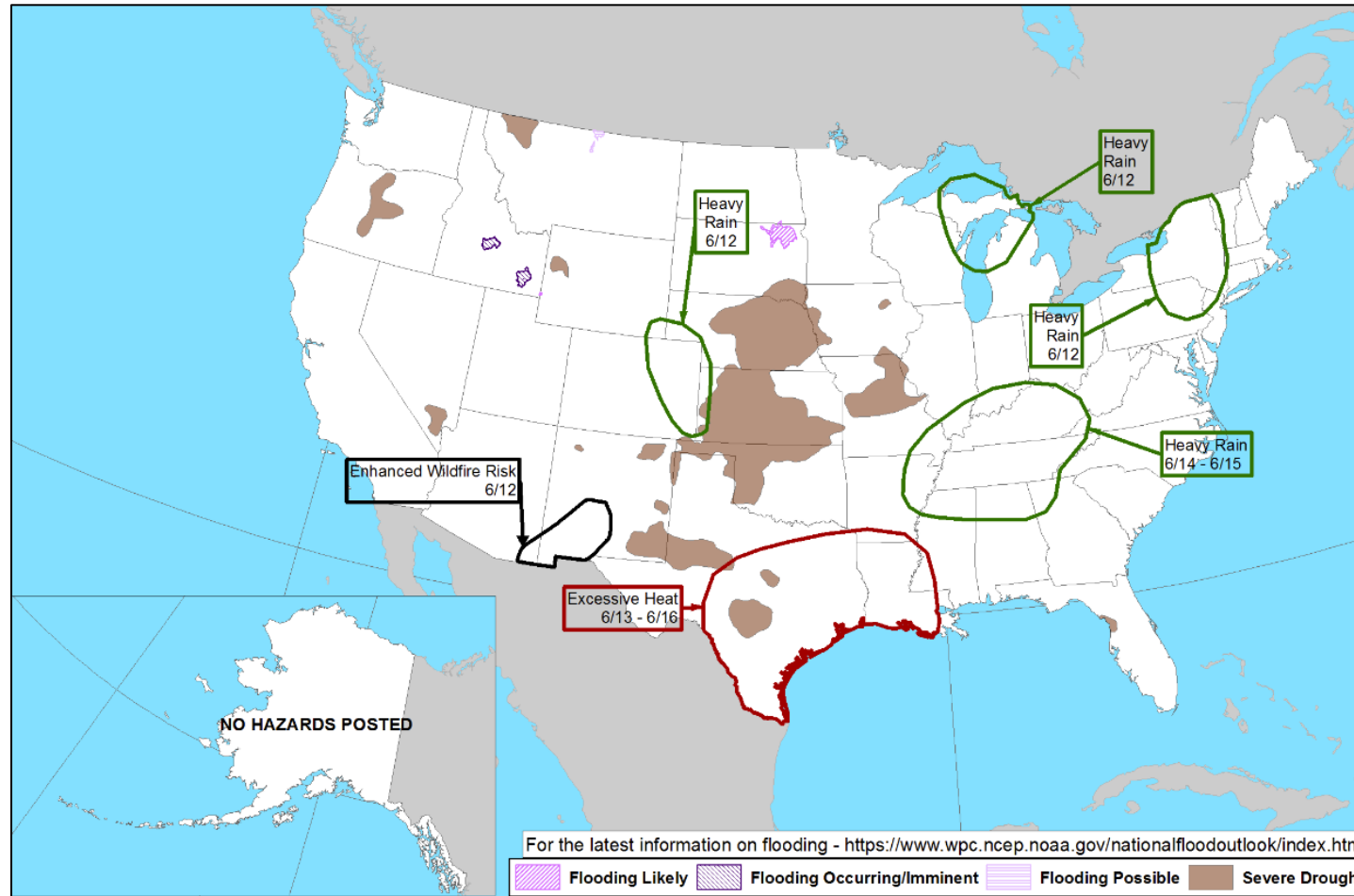
Precipitation & Excessive Rainfall



FEMA

National Watch Center

Hazards Outlook – Jun 12-16

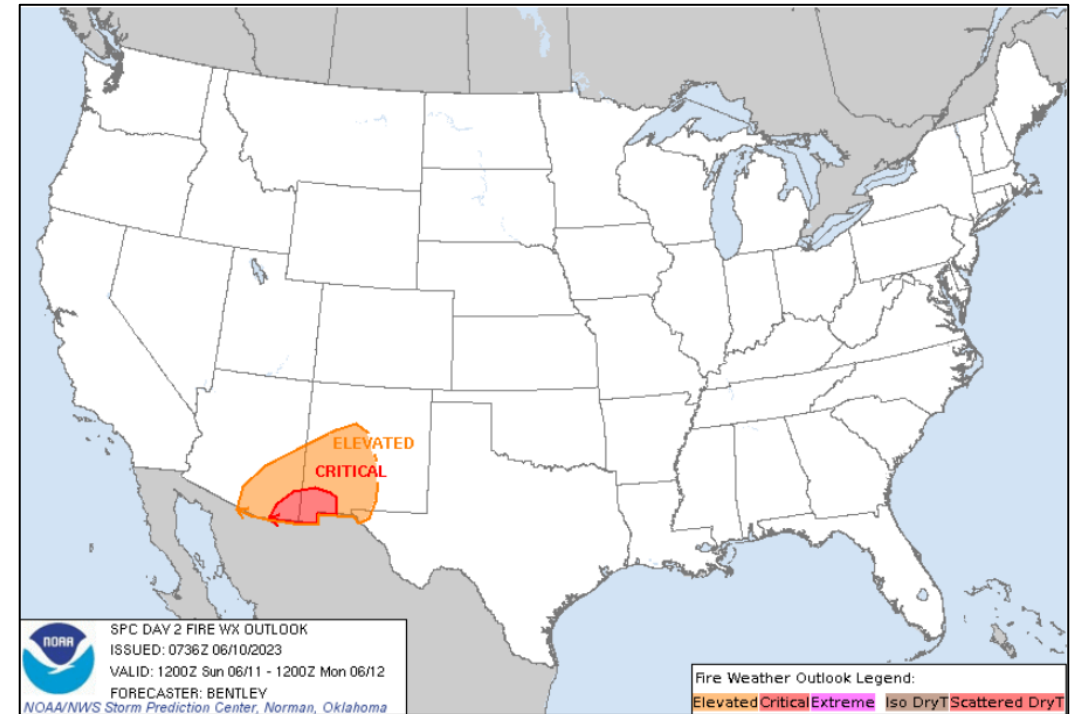


FEMA

Fire Weather Outlook



Today



Tomorrow




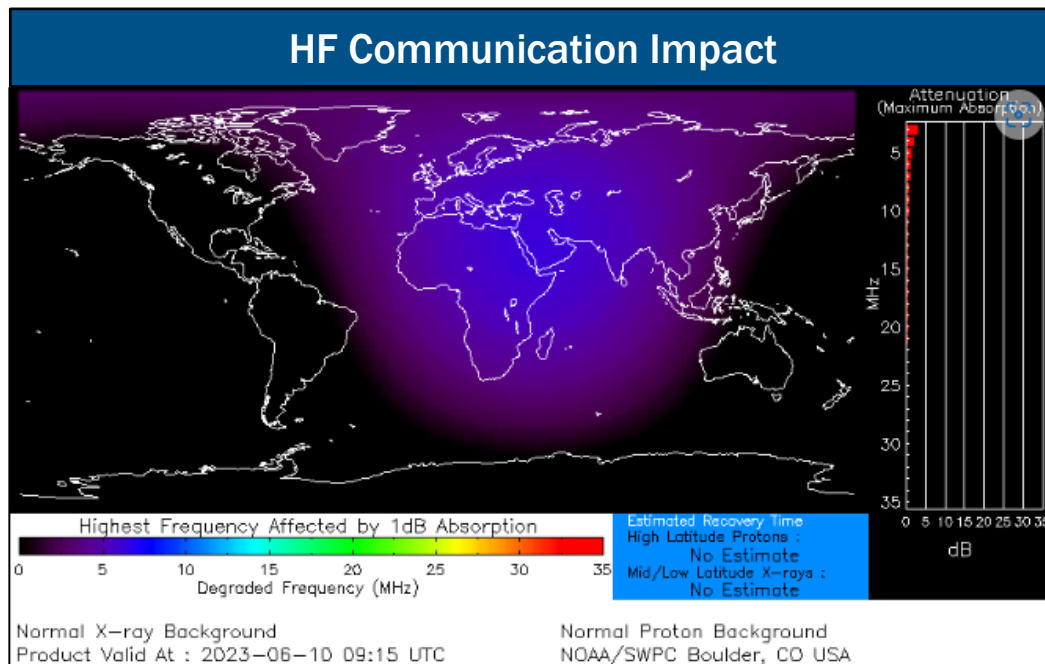
FEMA

National Watch Center

Space Weather Outlook

Minor	Space Weather Activity	Geomagnetic Storms	Solar Radiation	Radio Blackouts
Past 24 Hours	Minor	None	None	R1
Next 24 Hours	None	None	None	None

For further information on NOAA Space Weather Scales refer to: <http://www.swpc.noaa.gov/noaa-scales-explanation>
 For further information on Sunspot Activity refer to: <https://www.swpc.noaa.gov/phenomena/sunspotssolar-cycle>



FEMA

FEMA Common Operating Picture

17 + **7** Supporting
 Joint Field Offices Virtual Joint Field Offices
63 + **4**
 Major Disasters Emergency Declarations
9 **12**
 Direct Housing Missions RSF-Supported Disasters

Saturday
 June 10, 2023
 8:30 a.m. ET

FEMA HQ	
NWC	NRCC
Monitoring	Rostered
FEMA REGIONS	
Watch	RRCC
Monitoring	I Rostered
Monitoring	II Rostered
Monitoring	III Rostered
Monitoring	IV Rostered
Monitoring	V Rostered
Monitoring	VI Rostered
Enhanced	VIII Rostered
Monitoring	IX Rostered
Monitoring	X Rostered
Notes:	
RWC/RRCC: • RVIII RWC: Flooding (Day Shift)	State EOCs: • AL/MS: Severe Weather • FL: TC Ian • AK/CA/IA/MT/NV/UT: Flooding • TX/UT: Ongoing Operations • NM: Fire Weather • CO: Avian Influenza, Public Health Support, and Suncor Refinery • AZ/CO: SW Border Coordination • WY: Winter Weather Impacts • CA: COVID Support • GU/CNMI: Typhoon Mawar • NJ: Canadian Wildfires
Surge Capacity Force	
Rostered 7,255	Deployed 0

N-IMATs	
2-5 Teams Available	
Red	GU
White	
Blue	
Gold	
HS	Training
R-IMATs	
≥ 7 Teams Available	
I	1
II	Training
III	3
IV-1	
IV-2	
V	
VI-1	Reconstituting
VII	Training/Exercise
VIII	Training/Exercise
IX-1	Guam/CNMI
IX-2	CA
X	2
	Fully Mission Capable (FMC)
	Partially Mission Capable (PMC)
	Not Mission Capable (NMC)
	Deployed

REGIONAL BREAKDOWN			
	JFO/VJFO	DR	EM
I	2/0	6	0
II	1/2	3	1
III	1/0	1	0
IV	7/1	16	1
V	1/0	1	0
VI	4/1	6	0
VII	0/0	0	0
VIII	0/1	5	0
IX	0/1	16	2
X	1/1	9	0

Moderate to Heavy Rainfall

Alaska

Northern Mariana Islands

Guam

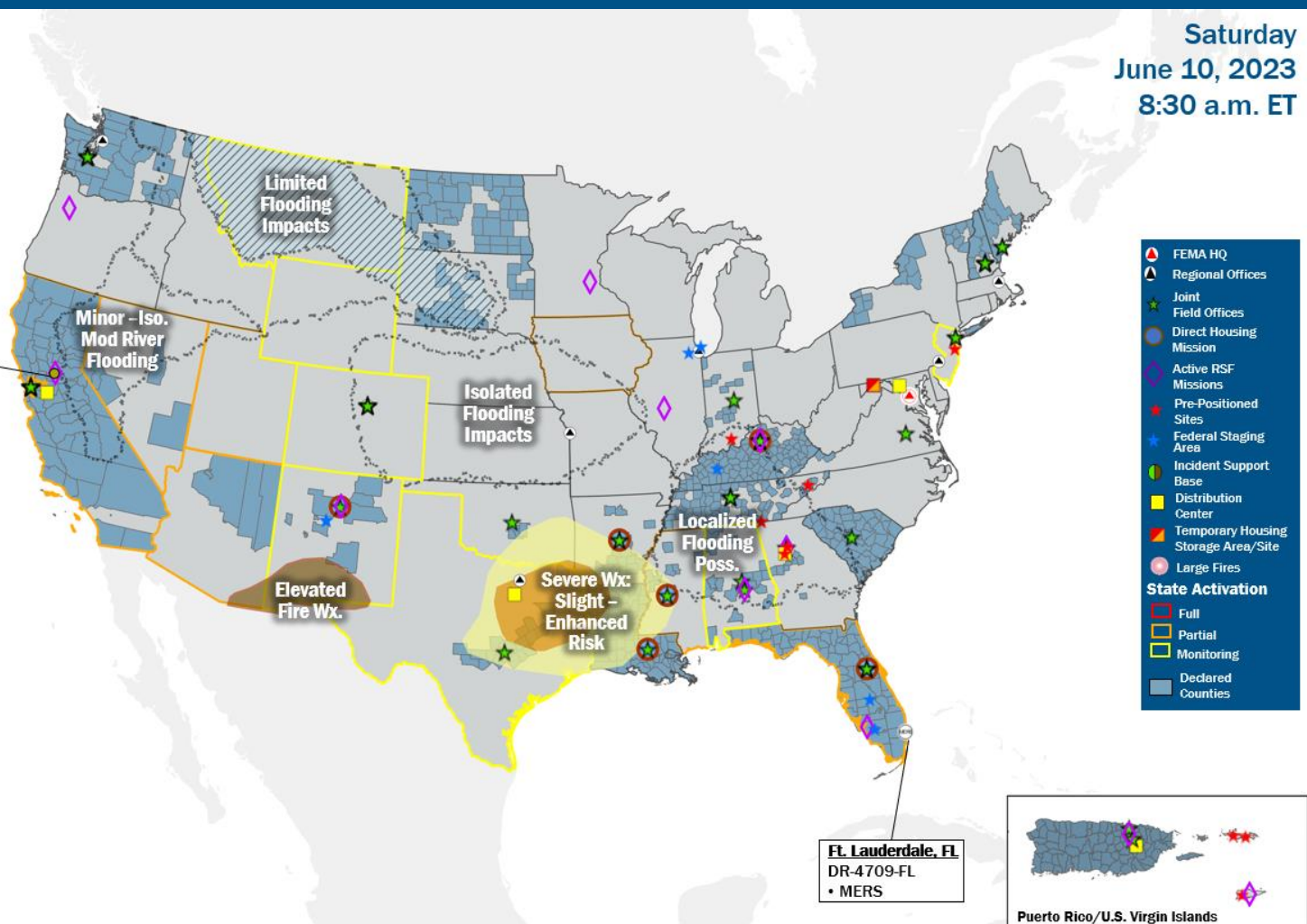
American Samoa

Hawaii

Sacramento, CA
 DR-4683-CA
 • R9 IMAT-2

Saipan, CNMI
 DR-4716-CNMI
 EM-3593-CNMI
 • R9 IMAT-1

Guam
 DR-4715-GU
 • R9 IMAT-1
 • N IMAT Red
 • 15 MERS personnel
 • SMT/ISB



Legend:

- FEMA HQ
- Regional Offices
- Joint Field Offices
- Direct Housing Mission
- Active RSF Missions
- Pre-Positioned Sites
- Federal Staging Area
- Incident Support Base
- Distribution Center
- Temporary Housing Storage Area/Site
- Large Fires

State Activation

- Full
- Partial
- Monitoring
- Declared Counties

IM Workforce

13,483 Assigned
 4,444 (+27) Unavailable
 5,595 (-59) Deployed

26% (+1) / 3,444 (+32) Available

IM Cadre Availability

15 Cadres ≤ 25% Availability

Civil Rights: 18% (26/141); Disaster Field Training Operations: 23% (22/95); Disability Integration: 7% (4/57); External Affairs: 24% (119/496); Environmental Planning and Historic Preservation: 16% (130/813); Field Leadership: 10% (13/135); Hazard Mitigation: 14% (174/1,238); Human Resources: 17% (27/159); Interagency Recovery Coordination: 17% (49/295); Logistics: 21% (311/1,494); Operations: 14% (49/350); Public Assistance: 7% (157/2,185); Planning: 10% (47/460); Safety: 8% (6/79); Security: 15% (21/142)

MERS

≥ 66%

36 Assigned
 0 Unavailable
 3 Deployed

33 Available

US&R

≥ 66%

28 Assigned
 2 Unavailable
 0 Deployed

26 Available

FCO

≤ 1 Type I

46 Assigned
 8 Unavailable
 33 (+1) (26 FCOR) Deployed

5 (-1) Available

Joint Preliminary Damage Assessments

Region	State / Location	Incident	IA	Number of Counties		Start - End
			PA	Requested	Complete	
I	ME	Flooding Apr 30 - May 1	IA	0	0	N/A
			PA	9	0	5/30 - TBD
	NH	Flooding Apr 30 - May 1	IA	0	0	N/A
			PA	10	0	5/24 - TBD
V	MN	Flooding Apr 11-30	IA	0	0	N/A
			PA	34	33	5/15 - TBD
	Prairie Island Indian Community		IA	0	0	N/A
			PA	1	0	5/15 - TBD



FEMA

Declaration Requests in Process – 5

State / Tribe / Territory – Incident Description	Type	IA	PA	HM	Requested
NH – Severe Winter Storm and Snowstorm	DR		X	X	May 12
GA – Severe Storms, Straight-line Winds, Tornadoes, and Flooding	DR	X	X	X	May 26
ND – Flooding	DR		X	X	Jun 2
SD – Flooding	DR		X	X	Jun 2
IA – Major Structural Collapse	EM		X		Jun 7



FEMA

Declaration Amendments

Declaration	Number	Issued	Action
FEMA-4671-PR-DR	17	May 6	Appoints DuWayne Tewes as FCO
FEMA-4705-TX-DR	3	Jun 2	Appoints Benjamin Abbott as FCO
FEMA-3594-GU-EM	1	Jun 9	Closes the incident period effective May 29
FEMA-4715-GU-DR	2	Jun 9	Closes the incident period effective May 29
FEMA-4715-GU-DR	3	Jun 9	Adds debris removal (Category A) and permanent work (Categories C-G)



FEMA



FEMA

Helping people before, during, and after disasters.



Scan to subscribe to this briefing.