

FEMA National Watch Center

Daily Operations Briefing

Monday, June 9, 2025

8:30 a.m. ET



FEMA

National Current Ops / Monitoring

New Significant Incidents / Ongoing Ops

- No new significant incidents / operations

Hazard Monitoring

- Severe Weather – Lower Mississippi Valley to Northeast
- Heavy Rain / Flash Flooding – Southern Plains, Southeast, and Appalachians
- Tropical Activity
 - Eastern Pacific:
 - Tropical Storm Barbara
 - Tropical Storm Cosme
 - Disturbance 1: Medium (60%)

Disaster Declaration Activity

- No new declaration activity

Event Monitoring

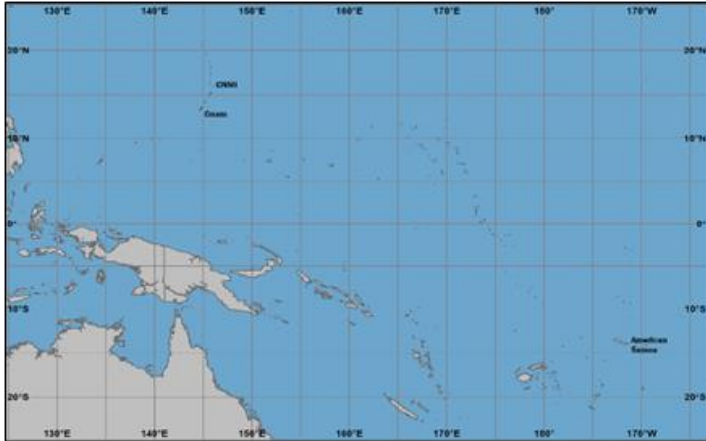
- No new significant events



FEMA

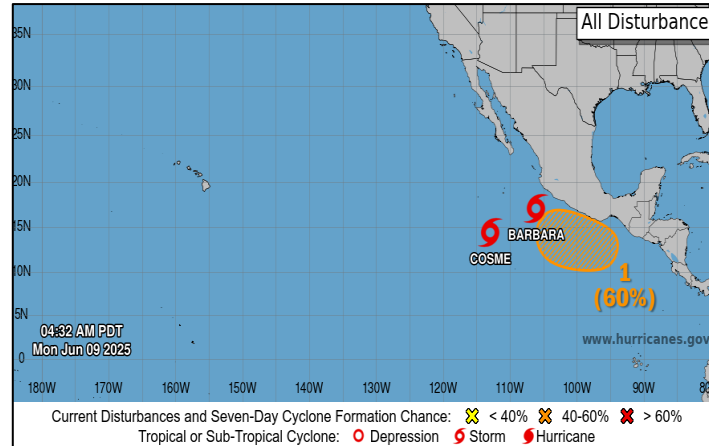
Tropical Outlook

Western Pacific



- No tropical cyclones threatening the U.S. territories

Central and Eastern Pacific



Tropical Storm Barbara: (Advisory #5 as of 5:00 a.m. ET)

- See next slide

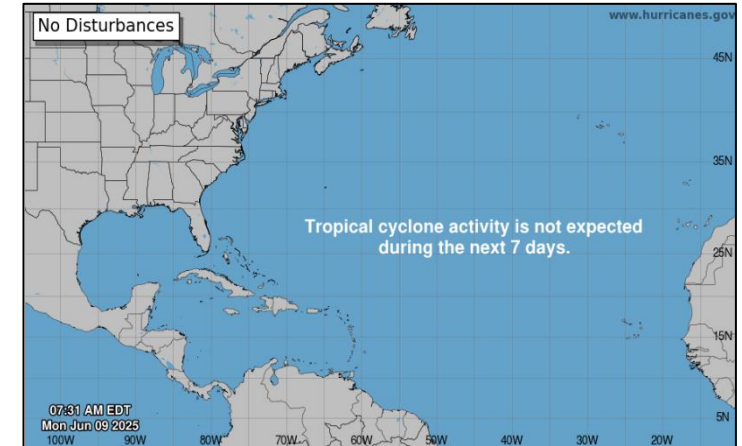
Tropical Storm Cosme: (Advisory #4 as of 5:00 a.m. ET)

- See next slide

Disturbance 1: (as of 8:00 a.m. ET)

- Located south of southern Mexico
- Environmental conditions appear conducive for some gradual development; a tropical depression could form late this week or next weekend
- Formation chance:
 - 48-hour: Low (near 0%)
 - 7-day: Med (60%)

Atlantic



- No tropical cyclones are expected during the next 7 days



FEMA

Tropical Storm Barbara – Eastern Pacific

Situation: (Advisory #5 as of 5:00 a.m. ET)

- Located **185 miles SW** of **Manzanillo**, Mexico
- Moving WNW at **12 mph**
- Maximum sustained winds **70 mph**
- Tropical-storm force winds extend outward up to 70 miles from the center
- Barbara is forecast to become a hurricane later **today**



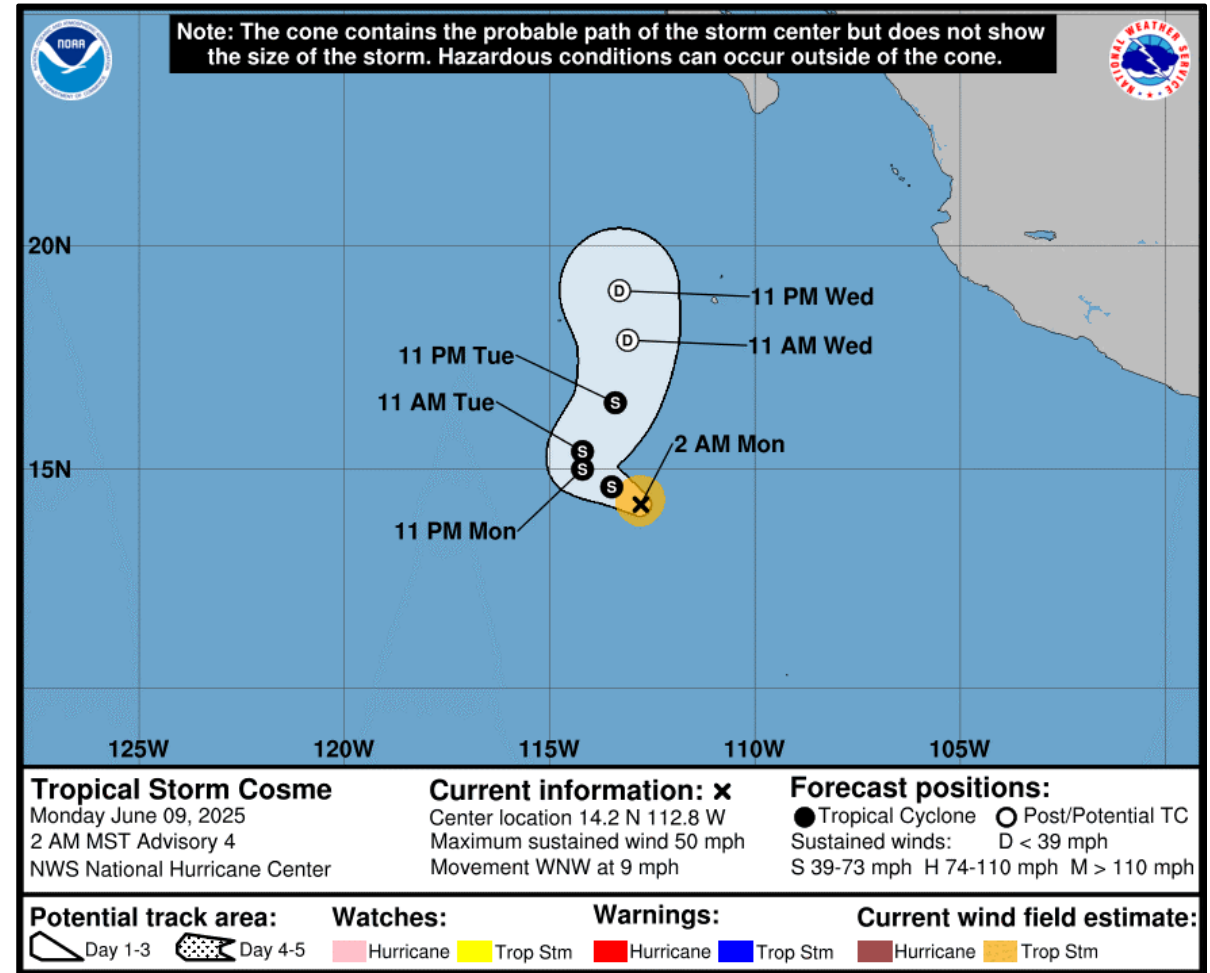
FEMA

National Watch Center

Tropical Storm Cosme – Eastern Pacific

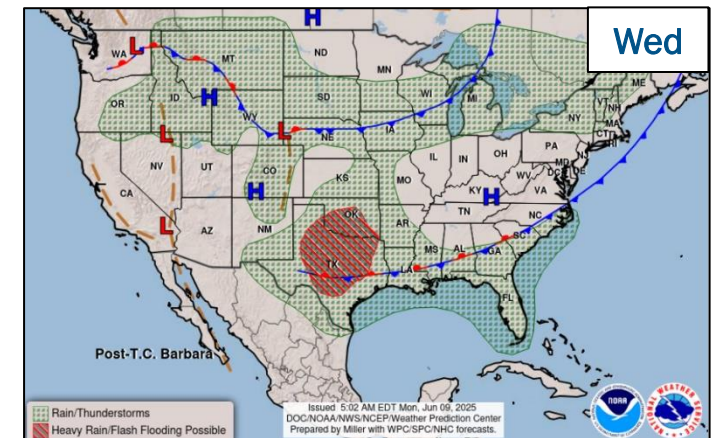
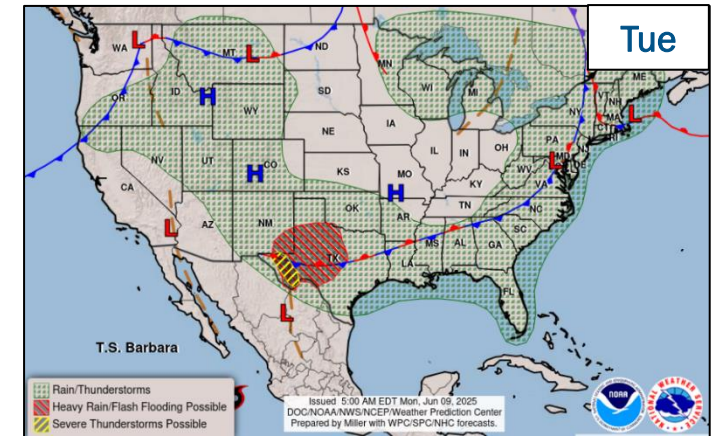
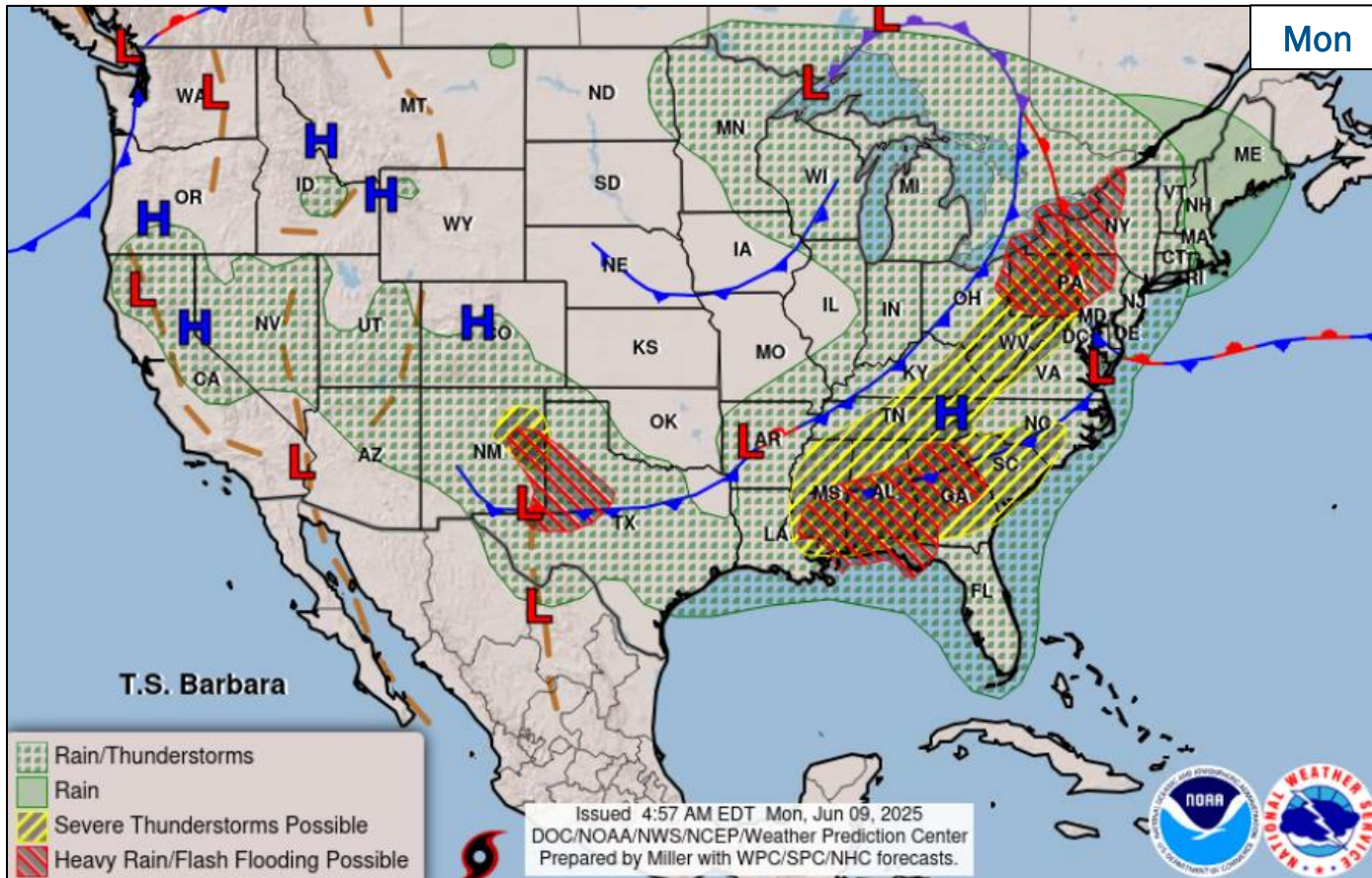
Situation: *(Advisory #4 as of 5:00 a.m. ET)*

- Located **630 miles SSW** of the southern tip of Baja California
- Moving NW at 9 mph
- Maximum sustained winds **50 mph**
- Tropical-storm-force wind extend outward up to 45 miles from the center
- Cosme is forecast to be near hurricane strength later today or tonight
- System is expected to weaken quickly late Tuesday through Wednesday



FEMA

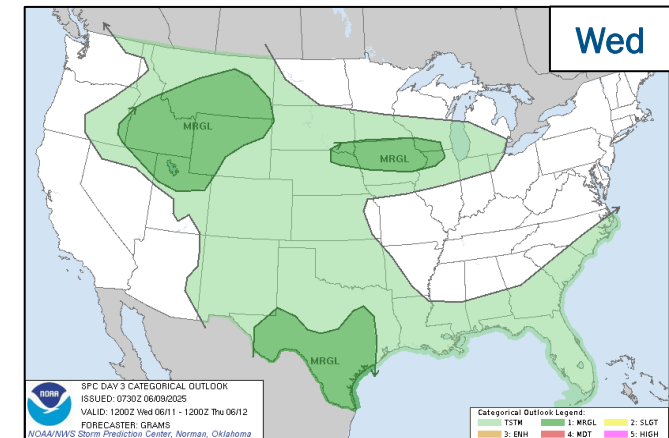
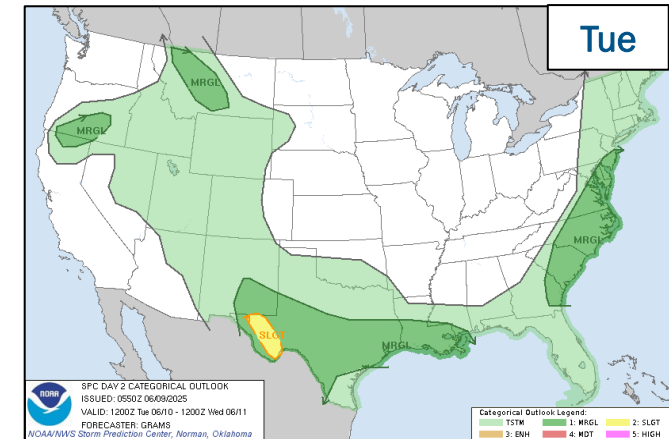
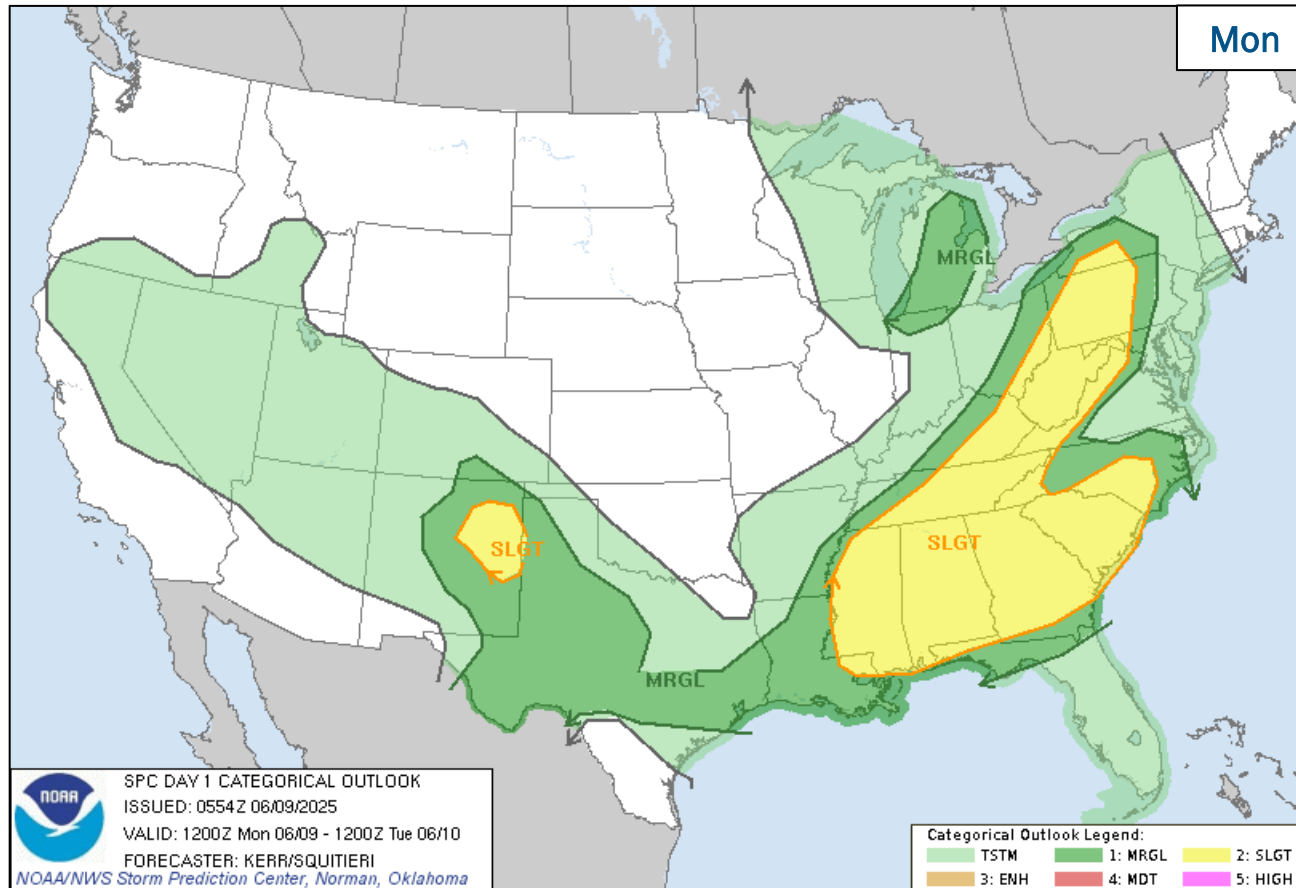
National Weather Forecast



FEMA

National Watch Center

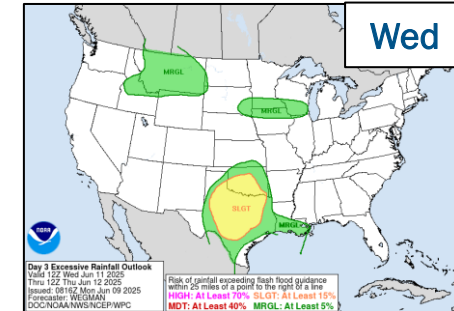
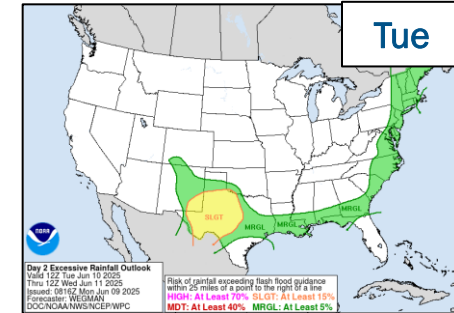
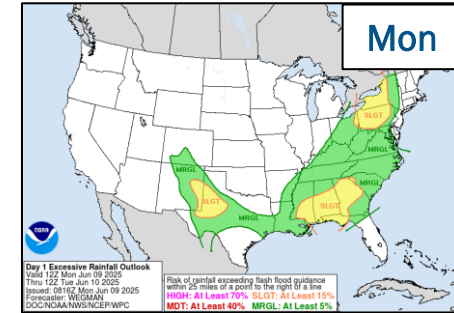
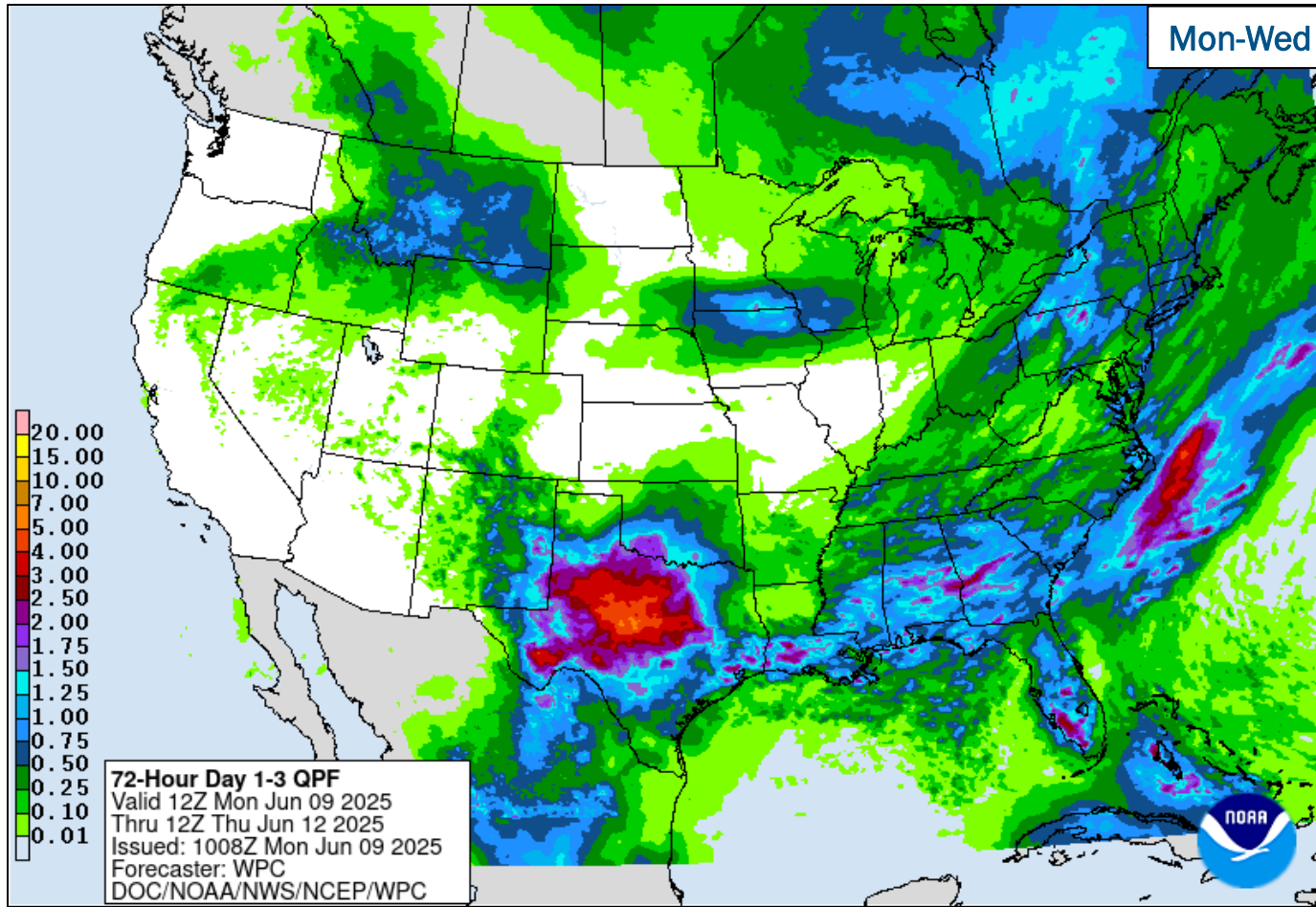
Severe Weather Outlook



FEMA

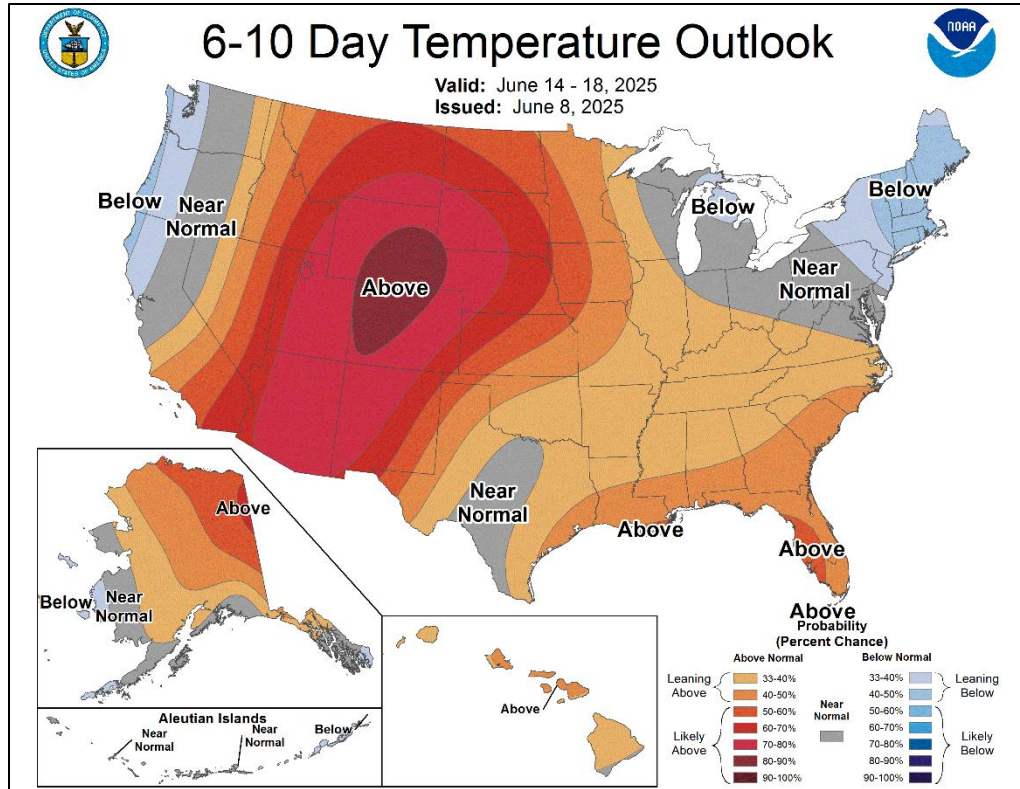
National Watch Center

Precipitation & Excessive Rainfall

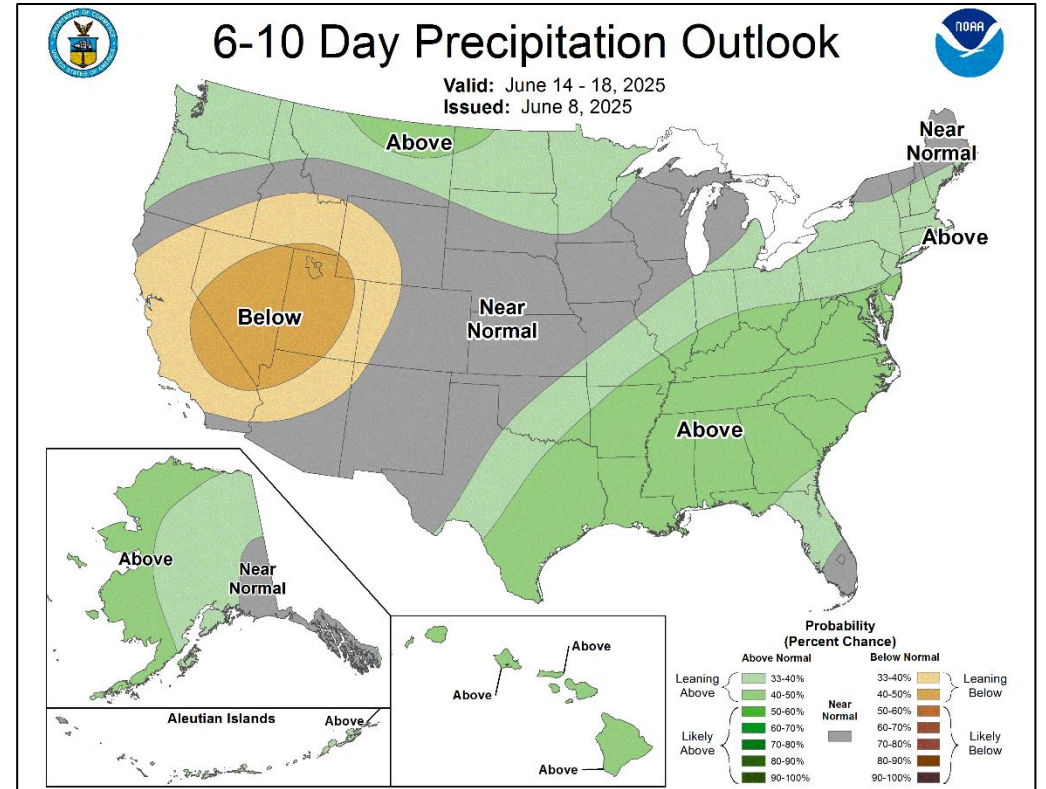


FEMA

Long Range Outlooks – Jun 14-18



6-10 Day Temperature Probability



6-10 Day Precipitation Probability

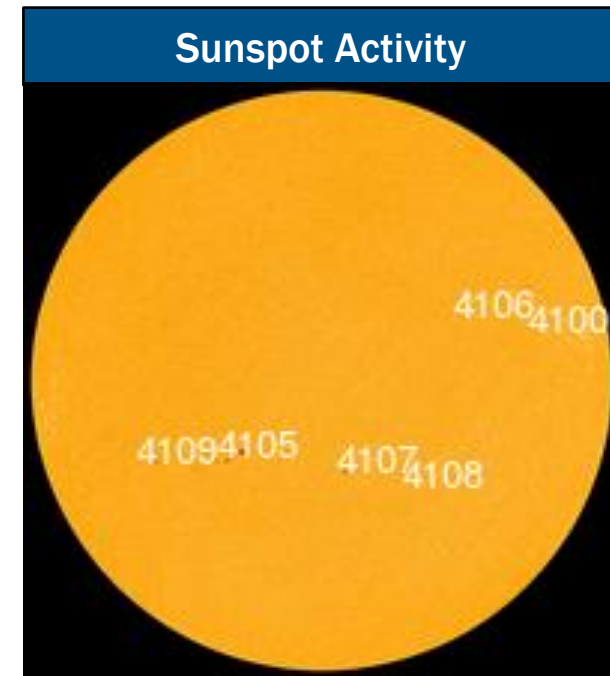
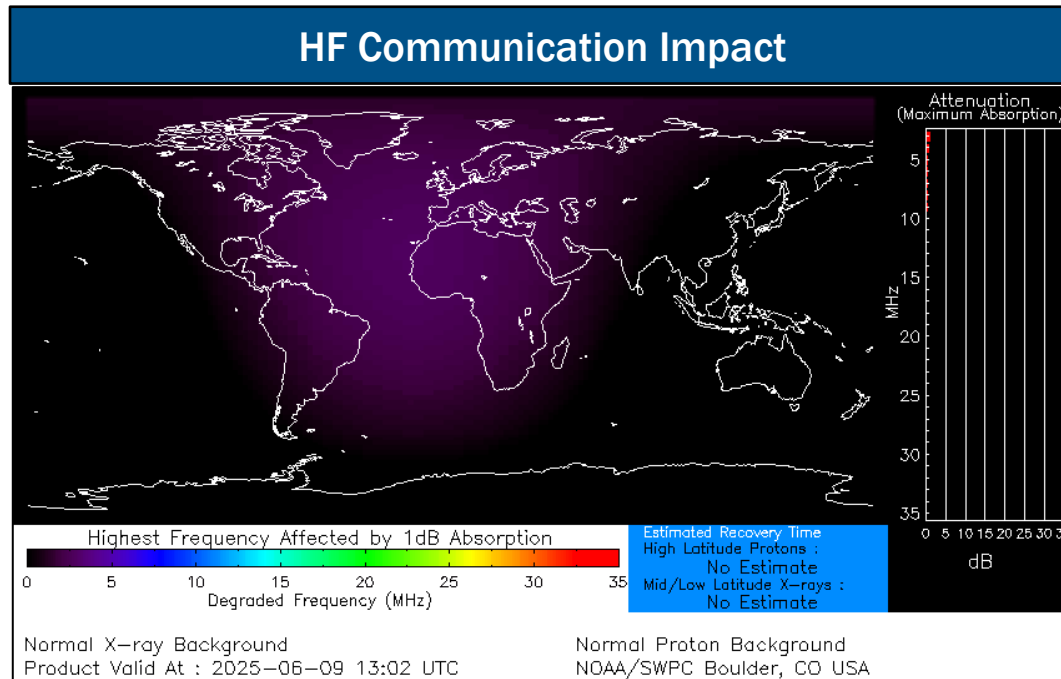


FEMA

Space Weather Outlook

Minor	Space Weather Activity	Geomagnetic Storms	Solar Radiation	Radio Blackouts
Past 24 Hours	None	None	None	None
Next 24 Hours	Minor	G1	None	None

For further information on NOAA Space Weather Scales refer to: <http://www.swpc.noaa.gov/noaa-scales-explanation>
 For further information on Sunspot Activity refer to: <https://www.swpc.noaa.gov/phenomena/sunspotssolar-cycle>



FEMA

FEMA Common Operating Picture

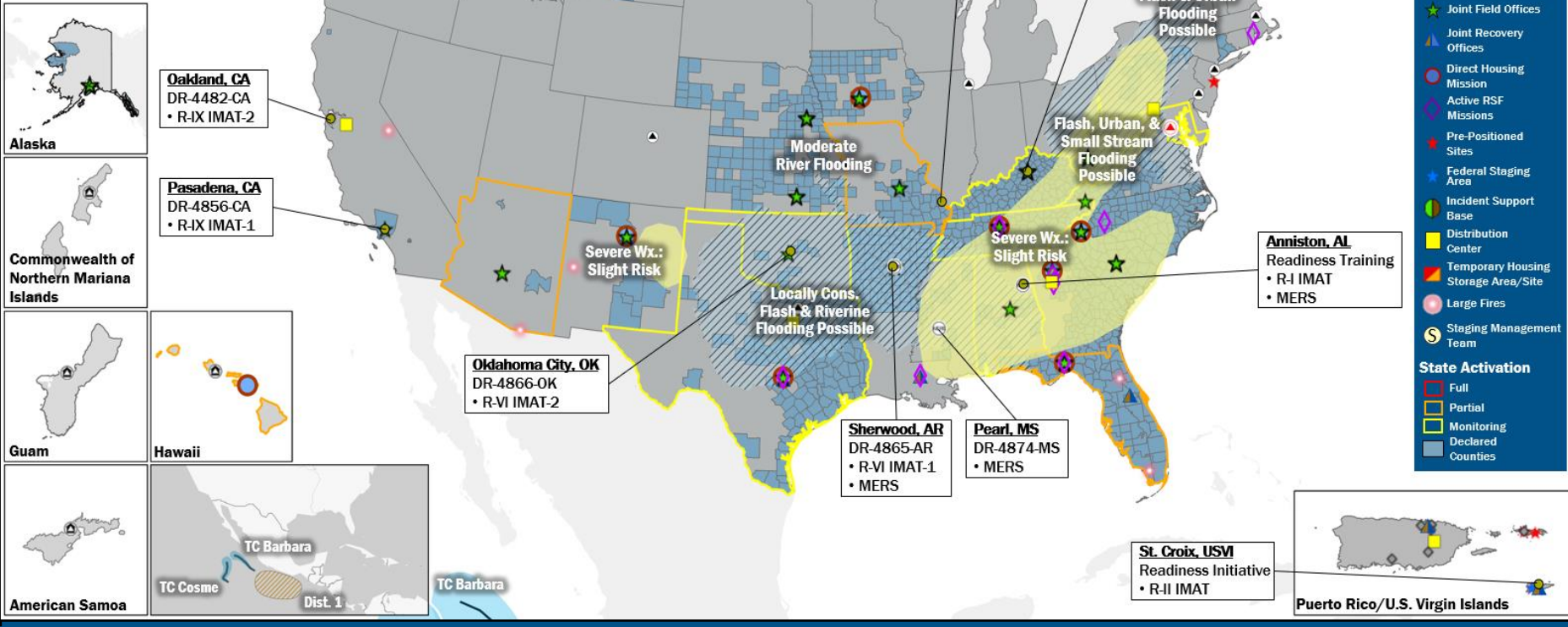
23 Joint Field Offices **80 + 8** Major Disasters **10** Direct Housing Missions **14** RSF-Supported Disasters **6** Joint Recovery Offices

Monday
June 9, 2025
8:30 a.m. ET

FEMA HQ	
NWC	NRCC
Monitoring	Steady State
FEMA REGIONS	
Watch	RRCC
Monitoring I	Rostered
Monitoring II	Rostered
Monitoring III	Rostered
Monitoring IV	Rostered
Monitoring V	Rostered
Monitoring VI	Rostered
Monitoring VII	Rostered
Monitoring VIII	Rostered
Monitoring IX	Rostered
Monitoring X	Rostered
Notes:	
NRCC/RWCs/RRCCs: • RI IMAT: Training (available for deployment)	State EOCs: • AZ/HI/TX: Wildfires • MO/NC/OK/AL: Severe Weather • FL/KY/TN: Previous Incidents • MD/WV: Flooding • DC: U.S. Army Birthday
Volunteer Force	
Rostered 7,985	Deployed 4
Surge Capacity Force	
Rostered 8,492	Deployed 0

N-IMATs	
2-5 Teams Available	
Red	
White	
Blue	
Gold	
HS	
R-IMATs	
4-6 Teams Available	
I	AL* (Jun 8)
II	USVI (Jun 8)
III	2
IV-1	Reconstituting
IV-2	KY (Feb 16)
V	3
VI-1	AR (May 15)
VI-2	OK (May 27)
VII	1
VIII	
IX-1	CA (Jan 8)
IX-2	CA (Mar 6)
X	MO (May 28)
Legend	
Green	Fully Mission Capable (FMC)
Yellow	Partially Mission Capable (PMC)
Red	Not Mission Capable (NMC)
Blue	Deployed

REGIONAL BREAKDOWN				
	JFO	DR	EM	JRO
I	2	6	0	0
II	0	0	0	2
III	2	8	1	0
IV	7	26	7	1
V	0	0	0	0
VI	4	10	0	3
VII	4	19	0	0
VIII	1	1	0	0
IX	2	5	0	0
X	1	5	0	0



IM Workforce

12,919 (+8) Assigned
4,972 (-1) Unavailable
6,182 (-59) Deployed

14 (+1)% / 1,765 (+51) Available

IM Cadre Availability

20 Cadres ≤ 25% Availability

Alternative Dispute Resolution: 15% (5/33); Civil Rights: 15% (23/151); Disaster Field Training Operations: 16% (11/68); Disability Integration: 7% (2/28); Disaster Survivor Assistance: 14% (159/1,126); External Affairs: 9% (30/343); Environmental Planning and Historic Preservation: 7% (55/786); Field Leadership: 4% (6/141); Financial Management: 15% (30/203); Hazard Mitigation: 8% (80/962); Human Resources: 15% (25/165); Individual Assistance: 12% (288/2,493); Interagency Recovery Coordination: 16% (44/271); Information Technology: 13% (82/651); Logistics: 17% (270/1,609); Operations: 9% (37/411); Public Assistance: 11% (238/2,206); Planning: 5% (20/426); Safety: 7% (6/92); Security: 10% (12/117)

MERS

≥ 66%

33 Assigned
3 Unavailable
1 (-2) Deployed

29 (+2) Available

US&R

≥ 66%

28 Assigned
1 Unavailable
0 Deployed

27 Available

FCO

≤ 1 Type I

44 Assigned
0 Unavailable
39 (FCOR) Deployed

5 Available

Joint Preliminary Damage Assessments

Region	State / Location	Incident	IA	Number of Counties		Start - End
			PA	Requested	Complete	
III	MD	Severe Storms and Flooding May 13-14	IA	0	0	N/A
			PA	2	0	5/28 - TBD
VI	OK	Severe Storms and Flooding Apr 19 and continuing	IA	0	0	N/A
			PA	24	21	5/28 - TBD
VII	KS	Severe Thunderstorms, Straight-line Winds, Tornadoes, and Flooding May 18-19	IA	N/A	N/A	N/A
			PA	11	0	6/6 - TBD
	MO	Severe Storms and Flooding May 23-26	IA	N/A	N/A	N/A
			PA	5	0	6/10 - TBD
VIII	CTM*	Severe Storms and Flooding May 14-23	IA	0	0	N/A
			PA	1	0	6/9 - TBD

*Crow Tribe of Montana



FEMA

National Watch Center

Declaration Requests in Process – 11

State / Tribe / Territory – Incident Description	Type	IA	PA	HM	Requested
MI – Severe Winter Storm	EM		X		Apr 11
TN – Severe Storms, Straight-line Winds, Tornadoes, and Flooding	DR	X	X	X	Apr 17
WA – Severe Storms, Straight-line Winds, Flooding, Landslides and Mudslides (Appeal)	DR		X	X	May 7
MI – Severe Winter Storm	DR	X	X	X	May 16
MO – Severe Storms, Straight-line Winds, Tornadoes, and Flooding	EM		X		May 19
MO – Severe Storms, Straight-line Winds, Tornadoes, and Flooding	DR		X	X	May 19
OR – Severe Storms, Flooding , Landslides, Mudslides	DR	X	X	X	May 19
OR – Severe Storms and Flooding	DR	X		X	May 19
MO – Severe Storms, Straight-line Winds, Tornadoes, and Flooding	DR	X		X	May 25
IN – Severe Storms, Straight-line Winds, Tornadoes, and Flooding	DR	X	X	X	May 28
KY – Severe Winter Storm (Appeal)	DR		X	X	June 4



FEMA



FEMA

Helping people before, during, and after disasters.



Scan to subscribe to this briefing.