

FEMA National Watch Center

Daily Operations Briefing

Friday, June 9, 2023

8:30 a.m. ET



FEMA

National Current Ops / Monitoring

New Significant Incidents / Ongoing Ops

- Super Typhoon Mawar – Guam FINAL

Hazard Monitoring

- Heavy Rain and Flash Flooding – Northwest to Northern Plains
- Severe Thunderstorms – South Texas

Disaster Declaration Activity

- One Amendment Issued

Event Monitoring

- No significant events



FEMA

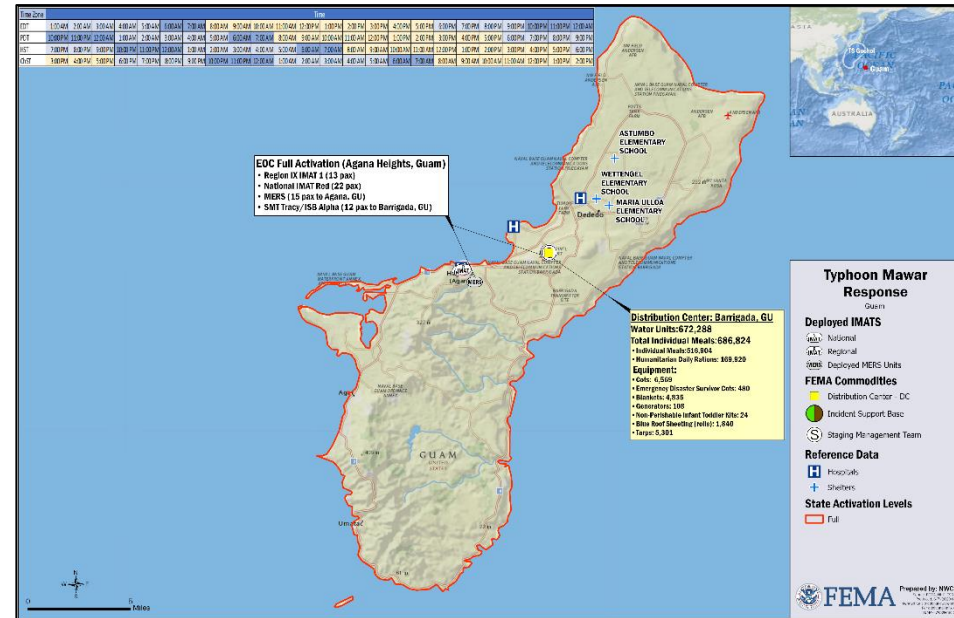
Super Typhoon Mawar – Guam FINAL



Situation: Locally executed, state managed, and federally supported recovery operations continue within the areas impacted by Super Typhoon Mawar. Mission priorities continue to focus on community lifeline stabilization and expanding recovery operations.

Lifelines: (SLB #17 as of 5:00 a.m. ET, June 9)

- Food, Water, Shelter:
 - 3 shelters open with 682 (-16) occupants; 1 shelter open at Andersen AFB with 39 (-18) occupants
 - Roofing materials arriving 6/13
 - 71% (-2%) of wells operational; All 8 drinking water systems operational
 - 10 (+1) Water stations positioned in key locations to provide potable water
 - 100% of wastewater systems operational; 4 on island power, 5 on back-up generators
- Energy:
 - Power restored to 51% (+2%) of customers
- Communications:
 - 67% (+2%) of cell sites operational



Territory/Local Response:

- GU EOC at Full Activation
- Governor declared a State of Emergency addressing water shortages due to Mawar

FEMA/Federal Response:

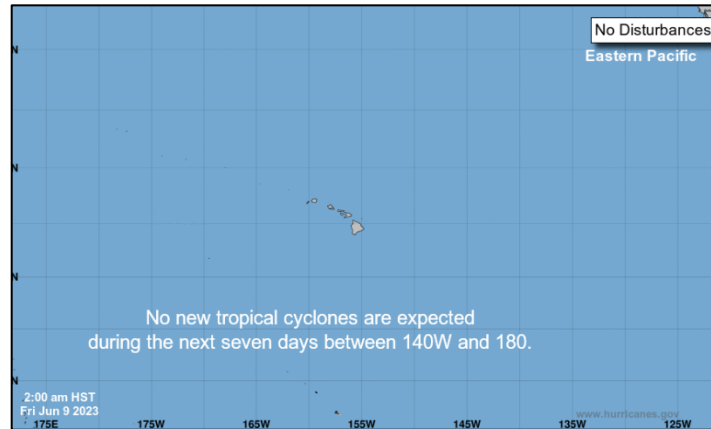
- Region IX: IMAT-1 deployed to GU and CNMI with select ESFs 1, USCG, DCE, and USACE
- FEMA HQ:
 - FEMA-3594-EM-GU approved May 22;
 - FEMA-4715-DR-GU approved May 25
 - National IMAT Red deployed to GU
 - Logistics: SMT Tracy/ISB Alpha deployed to GU
 - MERS: 16 personnel and communications equipment deployed to GU



FEMA

Tropical Outlook – Seven Day

Central Pacific



- No new tropical cyclones are expected during the next seven days

Eastern Pacific



- No new tropical cyclones are expected during the next seven days

Atlantic

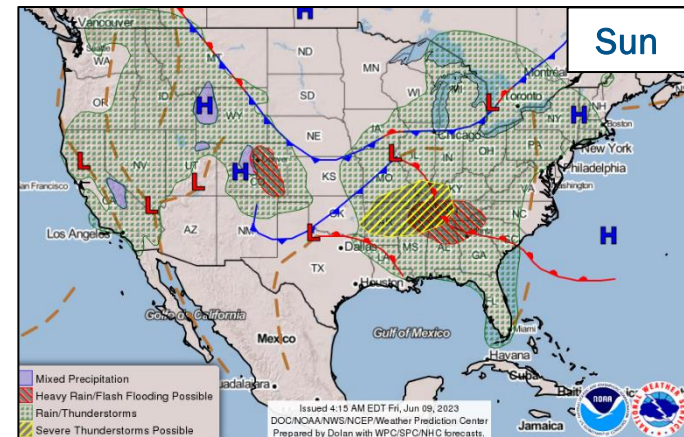
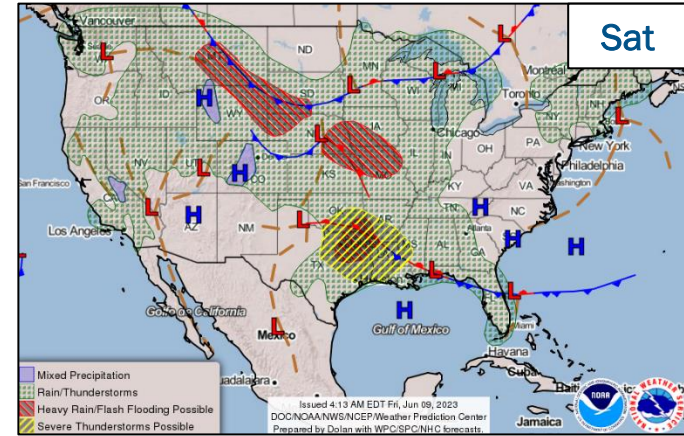
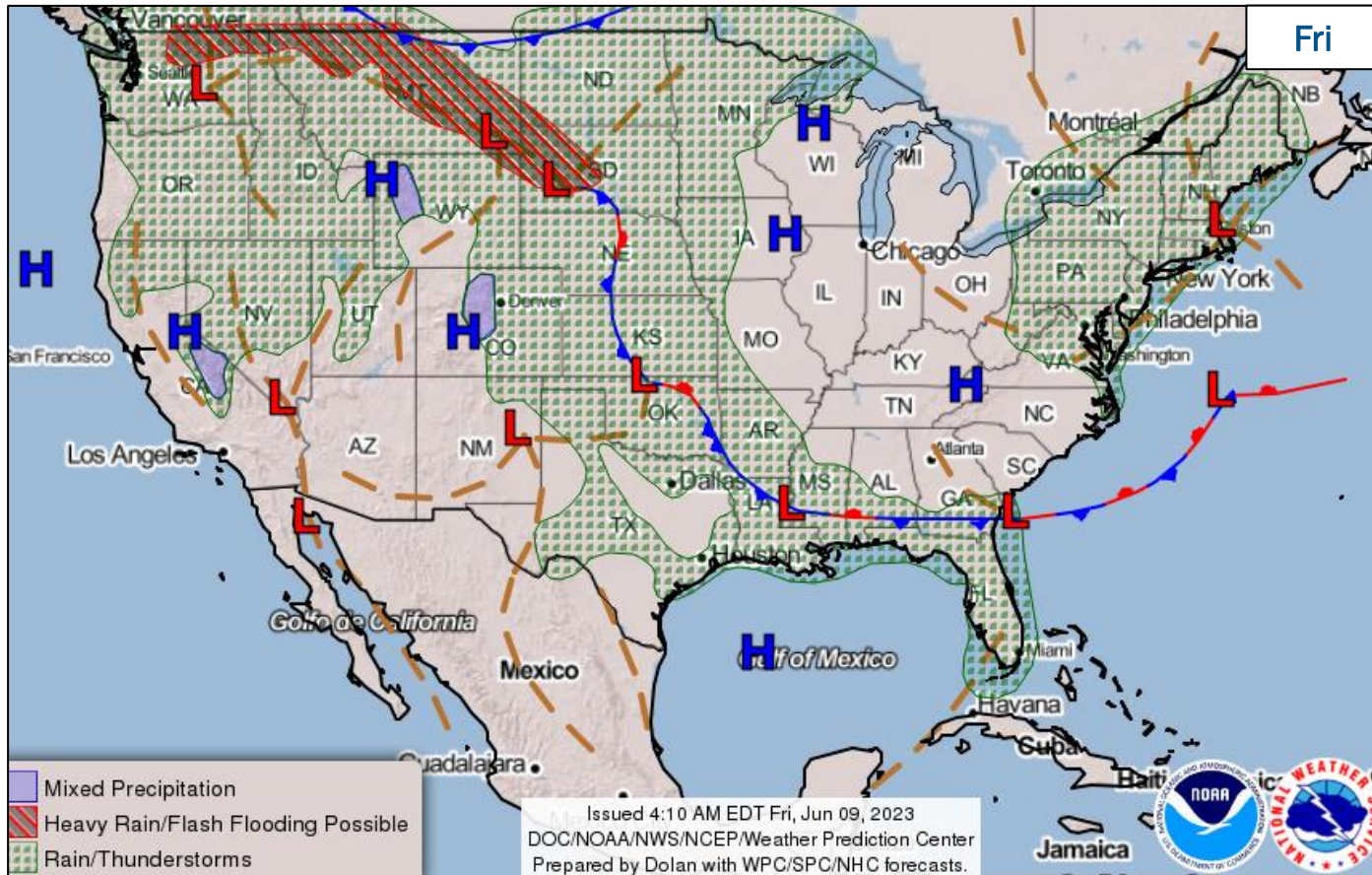


- No new tropical cyclones are expected during the next seven days



FEMA

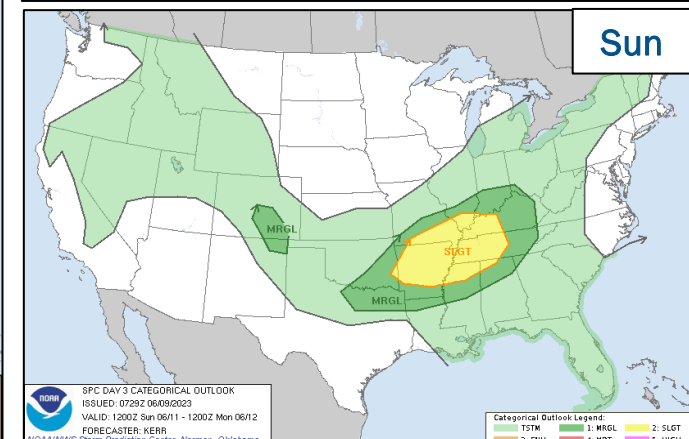
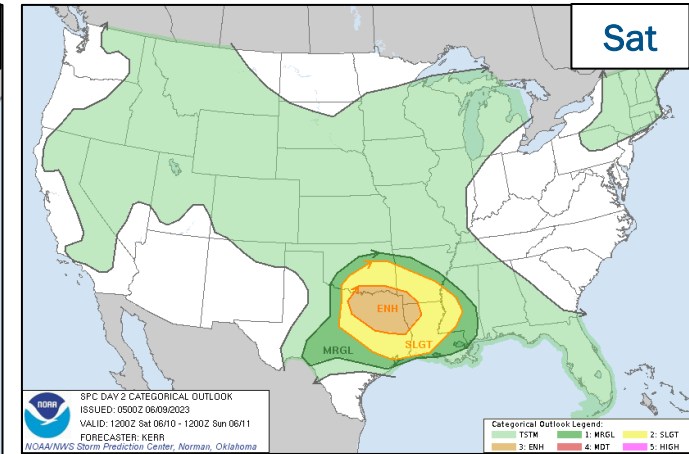
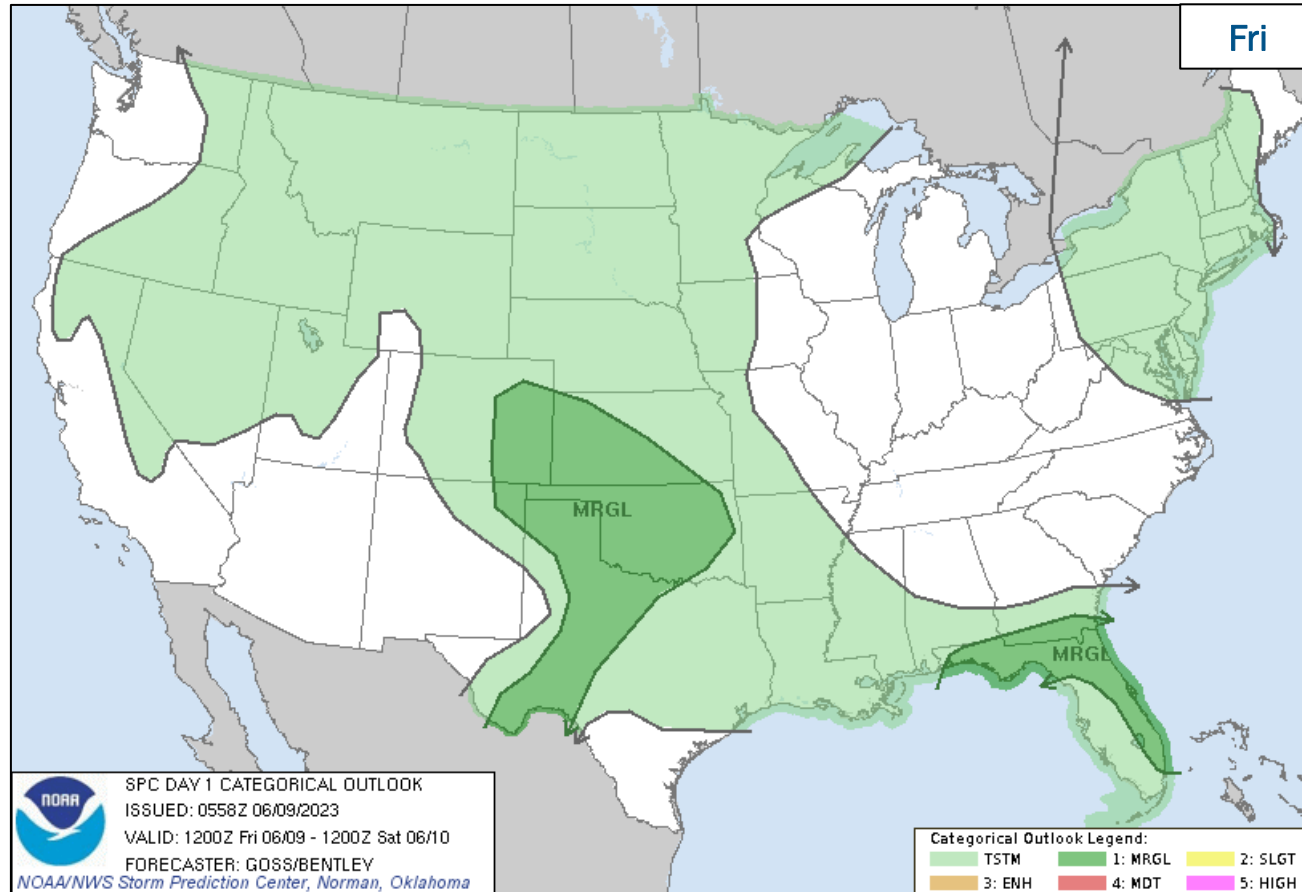
National Weather Forecast



FEMA

National Watch Center

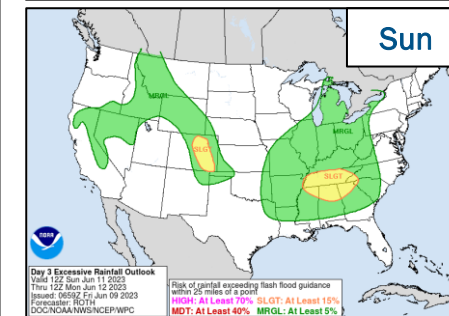
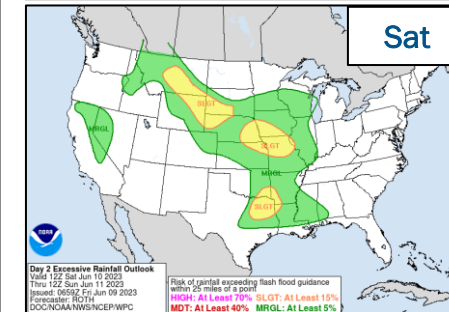
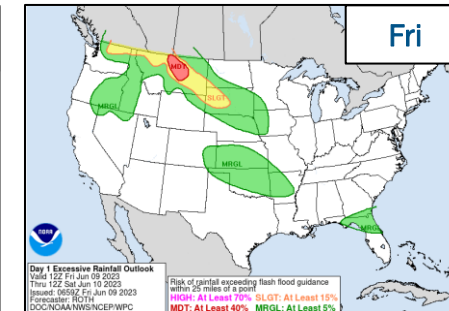
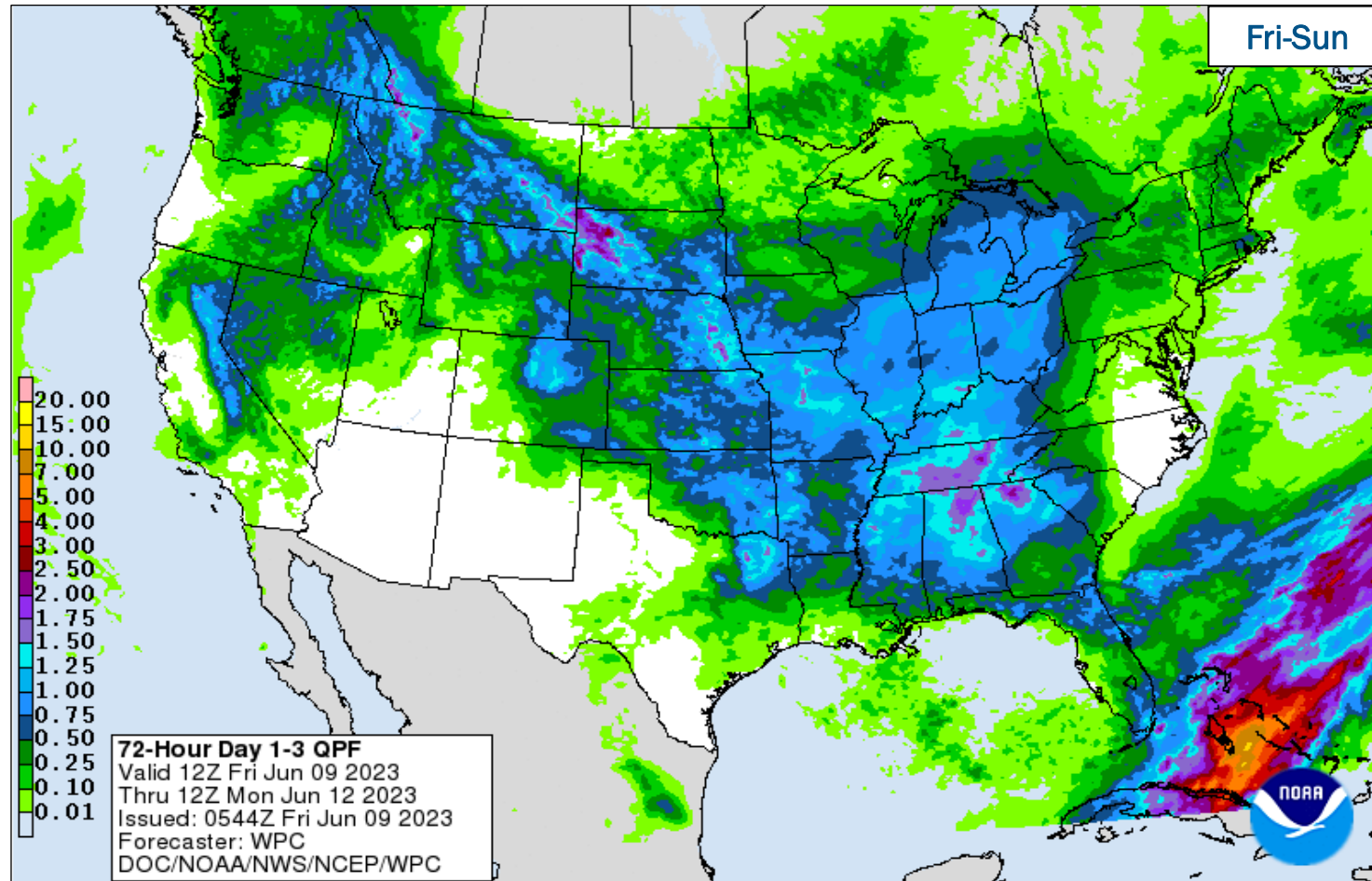
Severe Weather Outlook



FEMA

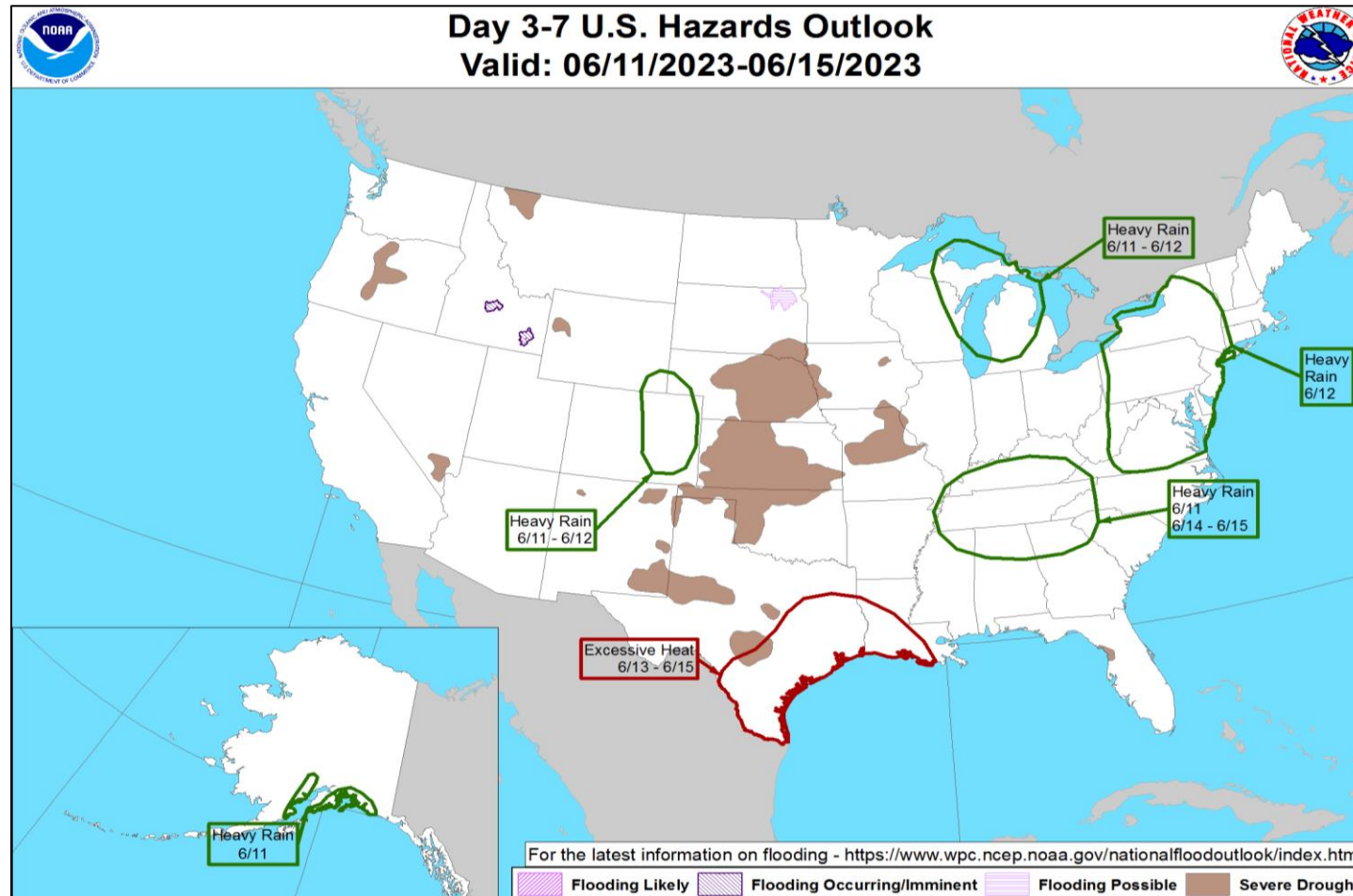
National Watch Center

Precipitation & Excessive Rainfall



FEMA

Hazards Outlook – Jun 11-15



FEMA

FEMA Common Operating Picture

17 + 7
Joint Field Offices Virtual Joint Field Offices

63 + 4
Major Disasters Supporting Emergency Declarations

9 Direct Housing Missions
12 RSF-Supported Disasters

Friday
June 9, 2023
8:30 a.m. ET

FEMA HQ	
NWC	NRCC
Monitoring	Rostered
FEMA REGIONS	
Watch	RRCC
Monitoring	I Rostered
Monitoring	II Rostered
Monitoring	III Rostered
Monitoring	IV Rostered
Monitoring	V Rostered
Monitoring	VI Rostered
Enhanced	VIII Rostered
Monitoring	IX Rostered
Monitoring	X Rostered
Notes:	
RWC/RRCC: - RVIII RWC: Flooding (Day Shift)	State EOCs: - AL/MS: Severe Weather - FL: TC Ian - AK/CA/IA/MT/NV/UT: Flooding - TX/UT: Ongoing Operations - NM: Fire Weather - CO: Avian Influenza, Public Health Support, and Suncor Refinery - AZ/CO: SW Border Coordination - WY: Winter Weather Impacts - CA: COVID Support - GU/CNMI: Typhoon Mawar - NJ: Canadian Wildfires - DC: Air Quality
Surge Capacity Force	
Rostered 7,255	Deployed 0

N-IMATs	
2-5 Teams Available	
Red	GU
White	
Blue	
Gold	
HS	Training
R-IMATs	
≥ 7 Teams Available	
I	1
II	Training
III	3
IV-1	
IV-2	
V	
VI-1	
VI-2	Reconstituting
VII	Training/Exercise
VIII	Training/Exercise
IX-1	Guam/CNMI
IX-2	CA
X	2

REGIONAL BREAKDOWN			
	JFO/VJFO	DR	EM
I	2/0	6	0
II	1/2	3	1
III	1/0	1	0
IV	7/1	16	1
V	1/0	1	0
VI	4/1	6	0
VII	0/0	0	0
VIII	0/1	5	0
IX	0/1	16	2
X	1/1	9	0



IM Workforce

13,483 (-22) Assigned
4,417 (-63) Unavailable
5,654 (-2) Deployed

25% / 3,412 (+43) Available

IM Cadre Availability

16 Cadres ≤ 25% Availability

Civil Rights: 20% (28/141); Disaster Field Training Operations: 23% (22/95); Disability Integration: 7% (4/57); External Affairs: 24% (119/497); Environmental Planning and Historic Preservation: 15% (125/813); Field Leadership: 11% (15/136); Hazard Mitigation: 14% (170/1,238); Human Resources: 17% (27/159); Interagency Recovery Coordination: 16% (47/295); Logistics: 20% (302/1,495); Office of Chief Counsel: 15% (13/87); Operations: 13% (45/350); Public Assistance: 7% (150/2,185); Planning: 10% (46/461); Safety: 10% (8/79); Security: 16% (23/142)

MERS

≥ 66%

36 Assigned
0 Unavailable
3 Deployed

33 Available

US&R

≥ 66%

28 Assigned
2 Unavailable
0 Deployed

26 Available

FCO

≤ 1 Type I

46 Assigned
8 Unavailable
32 (26 FCOR) Deployed

6 Available

Joint Preliminary Damage Assessments

Region	State / Location	Incident	IA	Number of Counties		Start - End
			PA	Requested	Complete	
I	ME	Flooding Apr 30 - May 1	IA	0	0	N/A
			PA	9	0	5/30 - TBD
	NH	Flooding Apr 30 - May 1	IA	0	0	N/A
			PA	10	0	5/24 - TBD
V	MN	Flooding Apr 11-30	IA	0	0	N/A
			PA	34	33	5/15 - TBD
	Prairie Island Indian Community		IA	0	0	N/A
			PA	1	0	5/15 - TBD



FEMA

Declaration Requests in Process – 5

State / Tribe / Territory – Incident Description	Type	IA	PA	HM	Requested
NH – Severe Winter Storm and Snowstorm	DR		X	X	May 12
GA – Severe Storms, Straight-line Winds, Tornadoes, and Flooding	DR	X	X	X	May 26
ND – Flooding	DR		X	X	Jun 2
SD – Flooding	DR		X	X	Jun 2
IA – Major Structural Collapse	EM		X		Jun 7



FEMA

Declaration Amendments

Declaration	Number	Issued	Action
FEMA-4699-CA	4	Jun 8	Adds 1 county for Individual Assistance and 3 counties for Public Assistance



FEMA



FEMA

Helping people before, during, and after disasters.



Scan to subscribe to this briefing.