

FEMA National Watch Center

Daily Operations Briefing

Thursday, June 9, 2022

8:30 a.m. ET



FEMA

National Current Ops / Monitoring

New Significant Incidents / Ongoing Ops

- COVID-19

Hazard Monitoring

- Tropical activity:
 - Eastern Pacific
 - Disturbance 1: Medium (60%)
- Severe thunderstorms – Southern/Central Plains to the Lower Mississippi Valley
- Heavy rain and flash flooding – Southern/Central Plains to Lower Mississippi Valley

Disaster Declaration Activity

- Request: Major Disaster Declaration – MI
- Amendment No. 3 to FEMA-4652-DR-NM

Event Monitoring

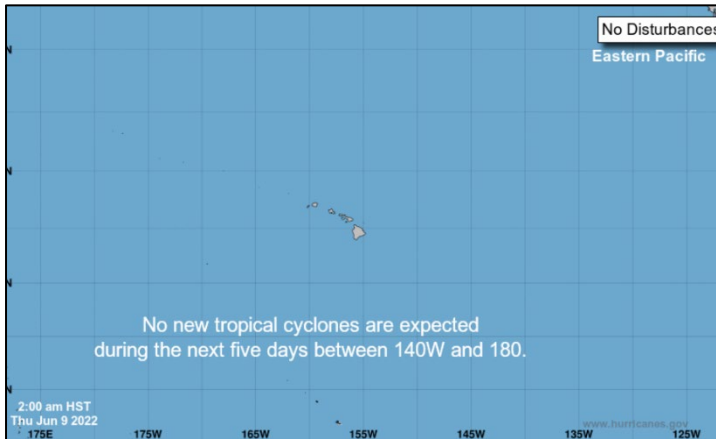
- No significant events



FEMA

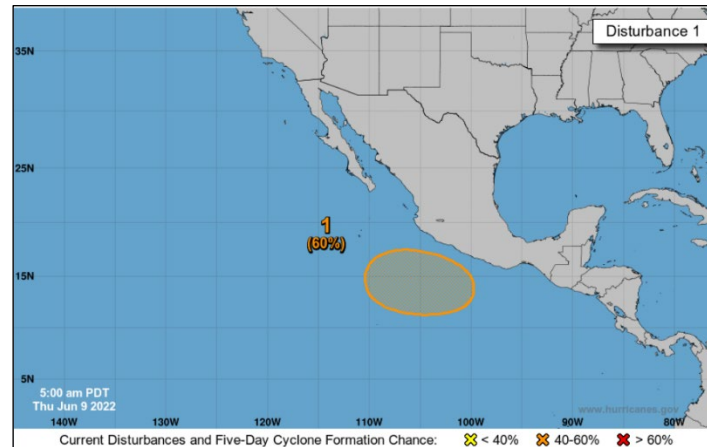
Tropical Outlook – Five Day

Central Pacific



- No new tropical cyclones expected during the next five days

Eastern Pacific



Disturbance 1 (as of 8:00 a.m. ET)

- Forecast to form off the coast of southwestern Mexico over the next couple of days
- Gradual development of this system is possible thereafter
- A tropical depression could form this weekend or early next week while it moves meanders off the southwestern coast of Mexico
- Formation chance – 48-hours: Low (near 0%); 5-days: Medium (60%)

Atlantic

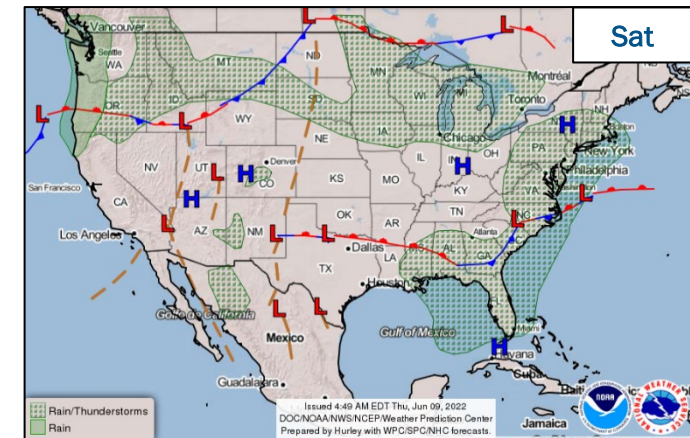
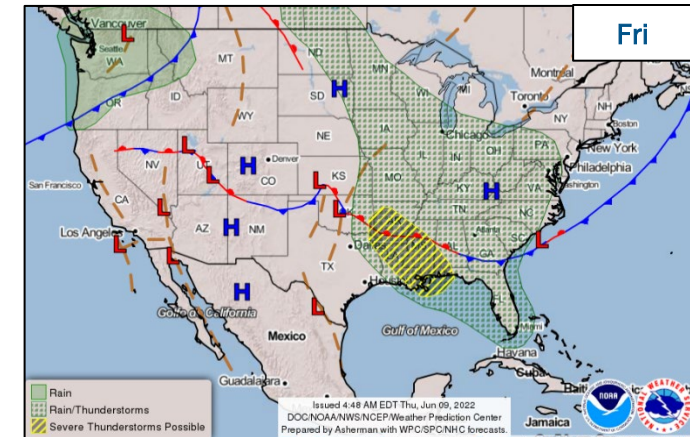
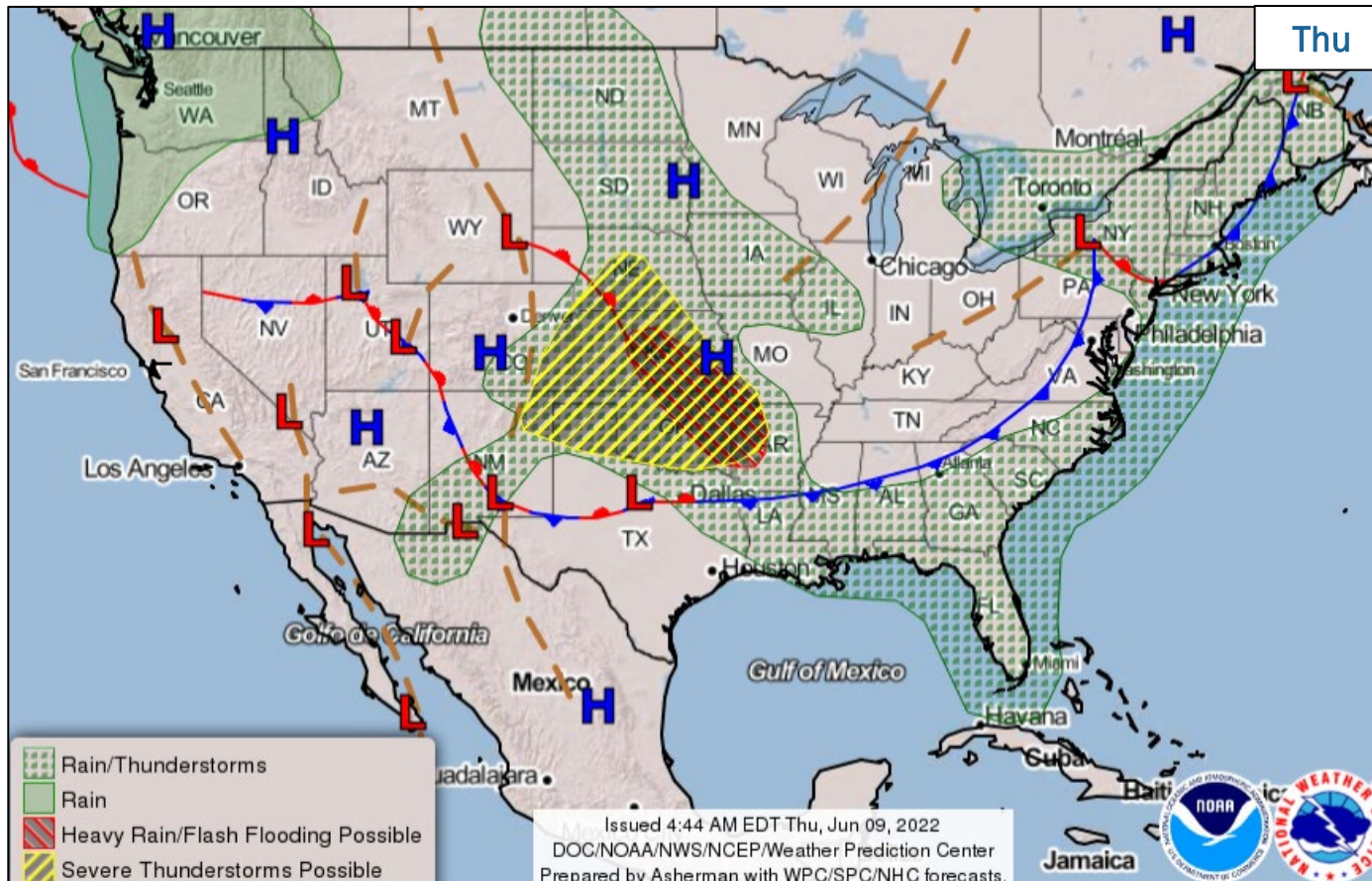


- No new tropical cyclones expected during the next five days



FEMA

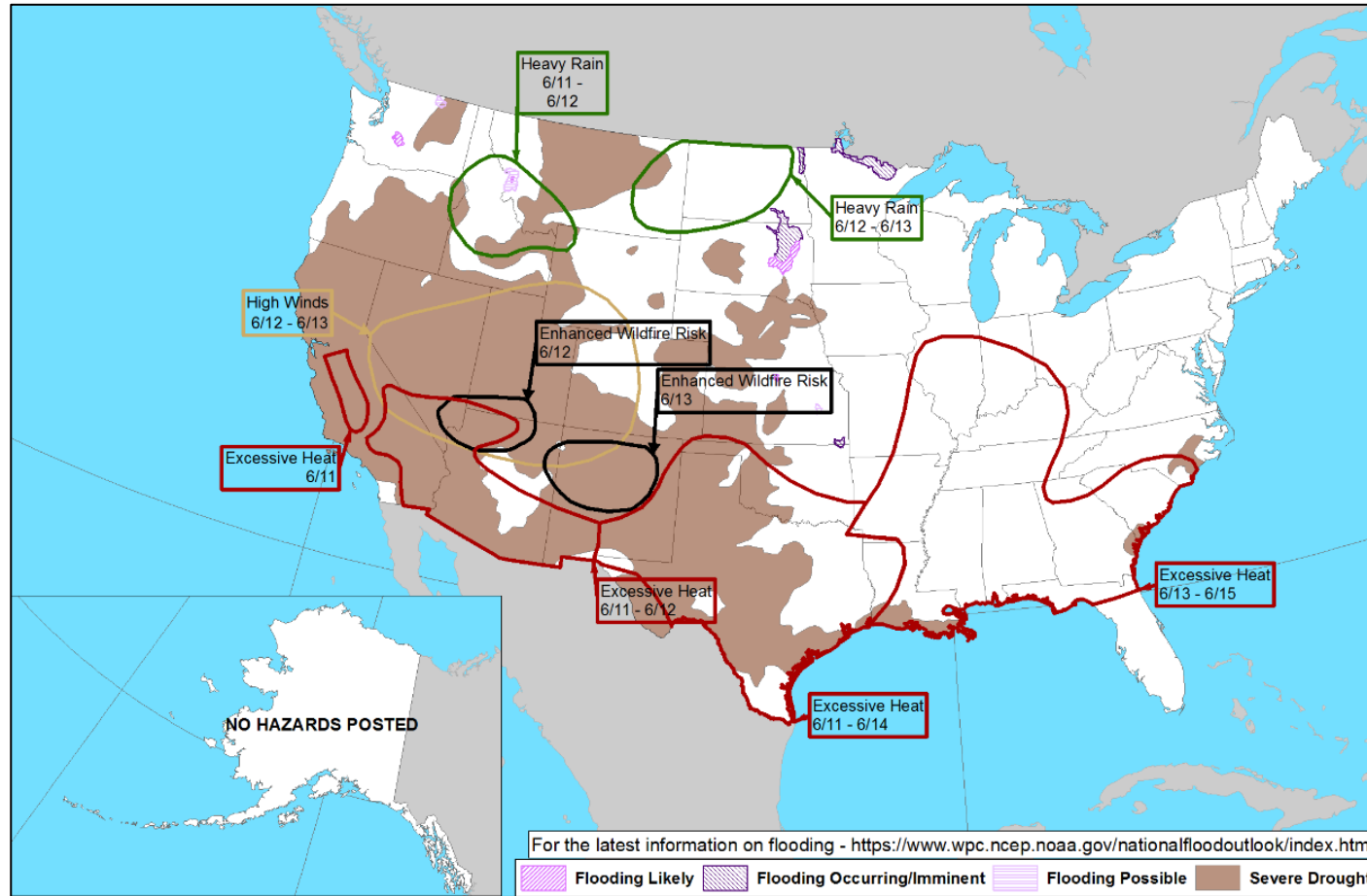
National Weather Forecast



FEMA

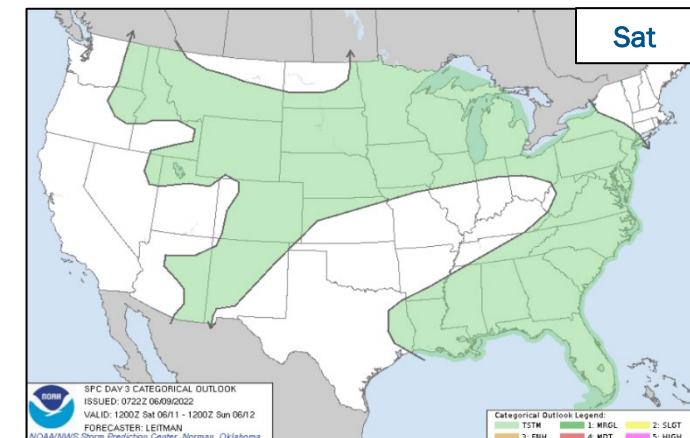
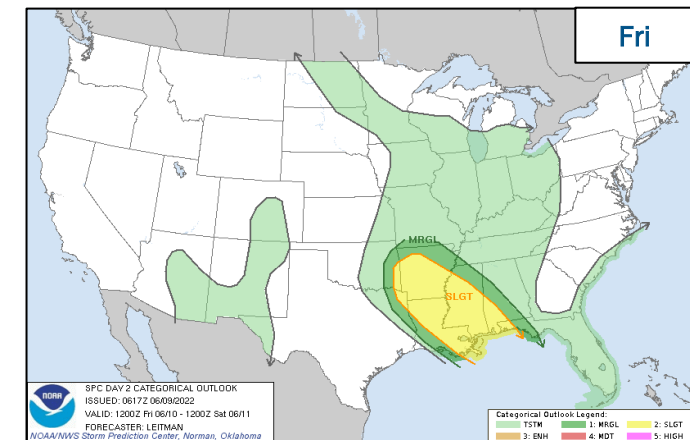
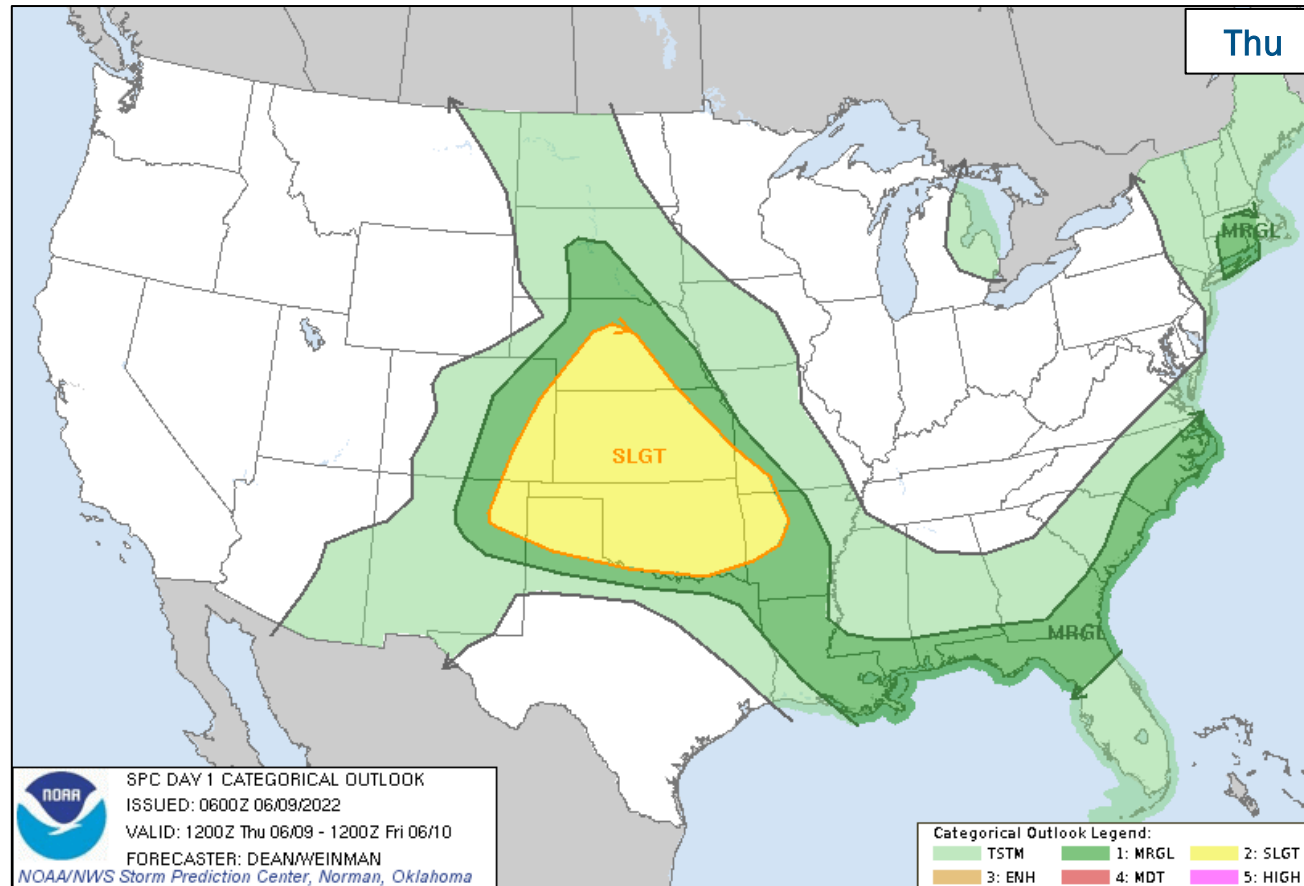
National Watch Center

Hazards Outlook – Jun 11 - 15



FEMA

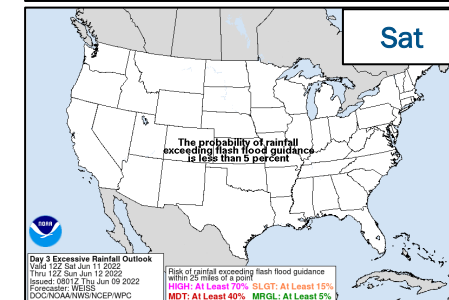
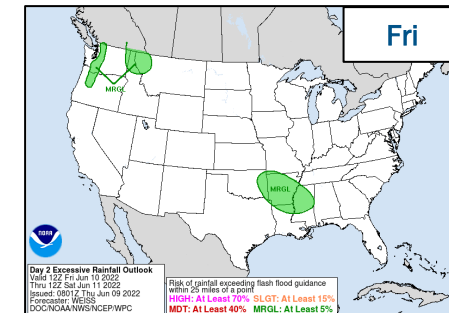
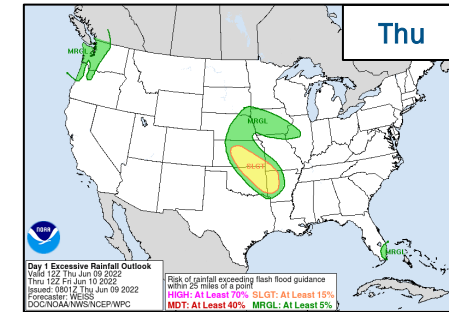
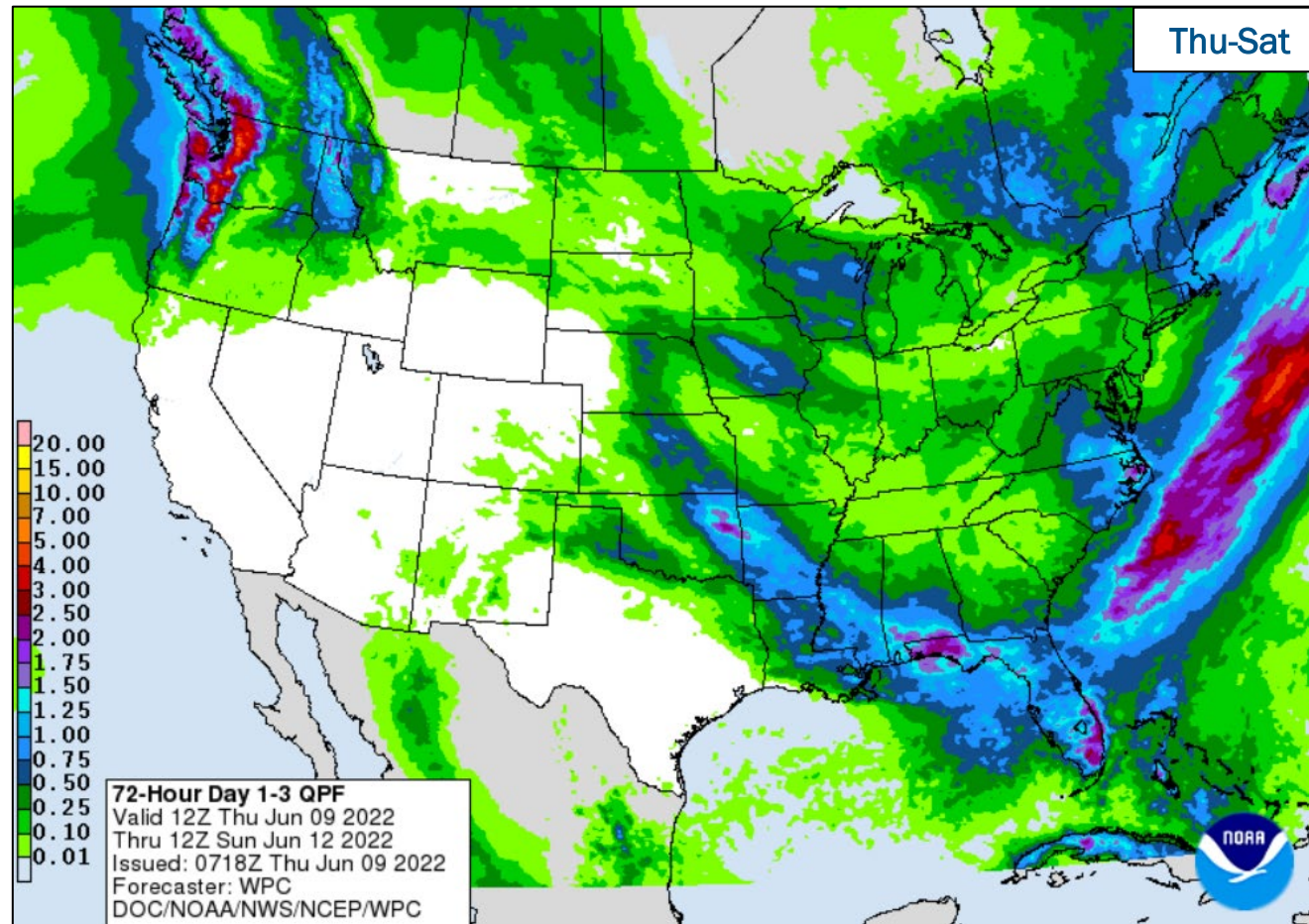
Severe Weather Outlook



FEMA

National Watch Center

Precipitation & Excessive Rainfall


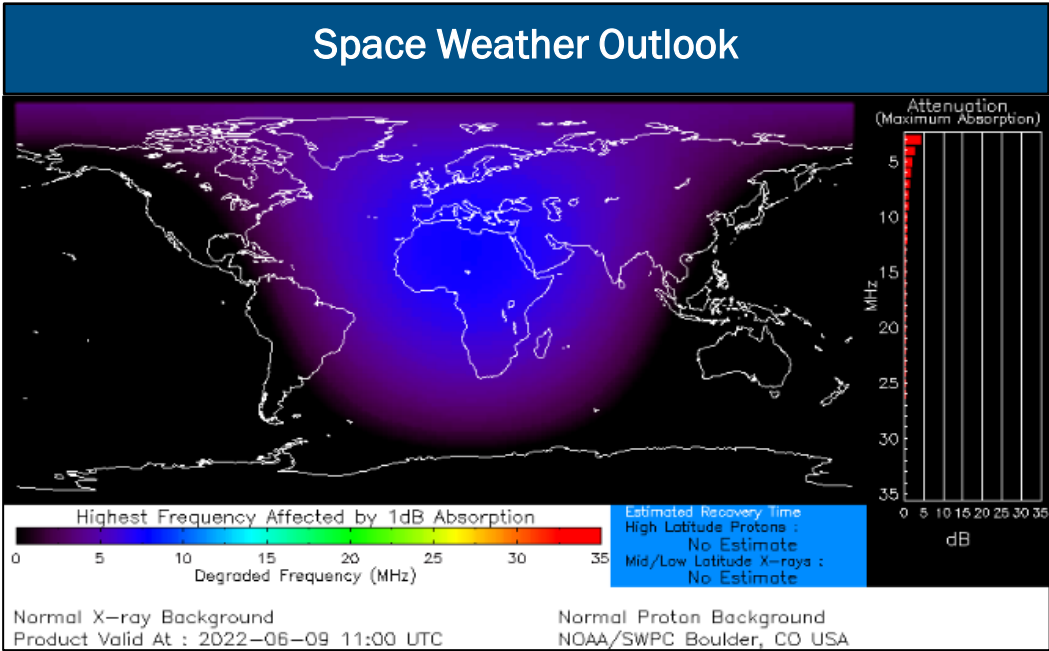


FEMA

National Watch Center

Space Weather Outlook

	Space Weather Activity	Geomagnetic Storms	Solar Radiation	Radio Blackouts
Past 24 Hours	None	None	None	None
Next 24 Hours	None	None	None	None
For further information on NOAA Space Weather Scales refer to: http://www.swpc.noaa.gov/noaa-scales-explanation For further information on Sunspot Activity refer to: https://www.swpc.noaa.gov/phenomena/sunspotssolar-cycle				



FEMA

Wildfire Summary

Fire Name (County, ST)	FMAG #	Acres Burned	Percent Contained	Evacuations	Structures (Homes / Other)			Fatalities / Injuries and Illnesses
					Threatened	Damaged	Destroyed	
Hermit's Peak (San Miguel, NM)	5438-FM-NM	318,599 (+427)	65%	M: 622	H: 12,328	H: 27	H: 432	0 / 132 (+4)
				V: 26,940	O: 0	O: 50	O: 448	

(Evacuations: M = Mandatory / V = Voluntary; Structures: H = Homes and Mixed Commercial/Residential / O = Non-residential Commercial/Other Minor Structures)



FEMA

National Watch Center

Joint Preliminary Damage Assessments

Region	State / Location	Incident	IA	Number of Counties		Start – End
			PA	Requested	Complete	
V	MN	Severe Weather and Flooding Apr 22 and continuing	IA	0	0	N/A
			PA	50 counties / 5 tribes	25 (+3) counties / 3 tribes	5/23 – TBD
VI	MCN*	Tornadoes, Severe Storms, and Flooding May 2-5	IA	1	1	5/16 – 5/24
			PA	1	0	5/16 – TBD
	OK	Tornadoes and Severe Flooding May 2-5	IA	7	4	5/2 – TBD
			PA	19	19	5/18 – 5/31
VIII	ND	Severe Storms and Flooding Apr 22 – May 25	IA	0	0	N/A
			PA	35	0	6/13 – TBD
	SD	Derecho May 12	IA	0	0	N/A
			PA	19 counties / 2 tribes	0	6/5 – TBD

*Muscogee (Creek) Nation



FEMA

National Watch Center

Declaration Request – Michigan

Declaration Type: Major Disaster – MI
Requested: Jun 8

Incident: Tornado
Incident Period: May 20, 2022

Requested:

- **IA:** 1 county
- **Hazard Mitigation:** Statewide



■ IA



FEMA

Declaration Requests in Process – 5

State / Tribe / Territory – Incident Description	Type	IA	PA	HM	Requested
MS – Severe Storm, Straight-line Winds, and Tornadoes	DR	X		X	Apr 28
MS – Severe Storm, Straight-line Winds, and Tornadoes	DR	X		X	Apr 29
TN – Wildfire, Straight-line Winds, and Tornadoes	DR	X		X	May 27
WV – Severe Storms and Flooding	DR	X		X	Jun 3
MI – Tornado	DR	X		X	Jun 8

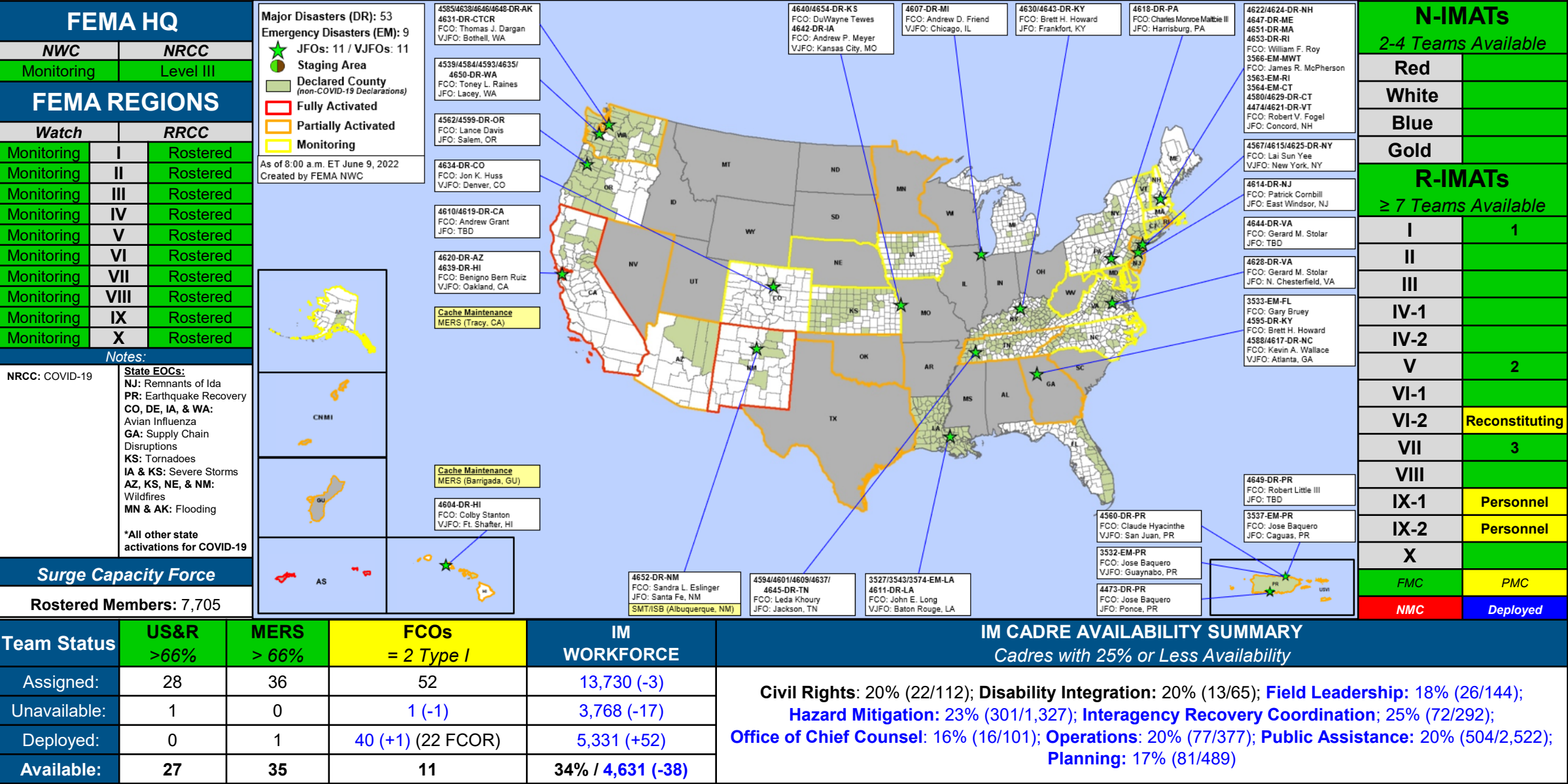


FEMA

Declaration Amendments

Declaration	Number	Issued	Action
FEMA-4652-DR-NM	3	Jun 8	Adds 3 counties for permanent work [Categories C-G] under the Public Assistance program

FEMA Common Operating Picture



FCO Senior Leadership COP Brief: FEMA-4644-DR-VA

DFCO Cat Fan

INDIVIDUAL ASSISTANCE SUMMARY

Registrations
NA

Individuals and Households Program
NA

Small Business Admin Loans
NA

Housing Assistance
NA

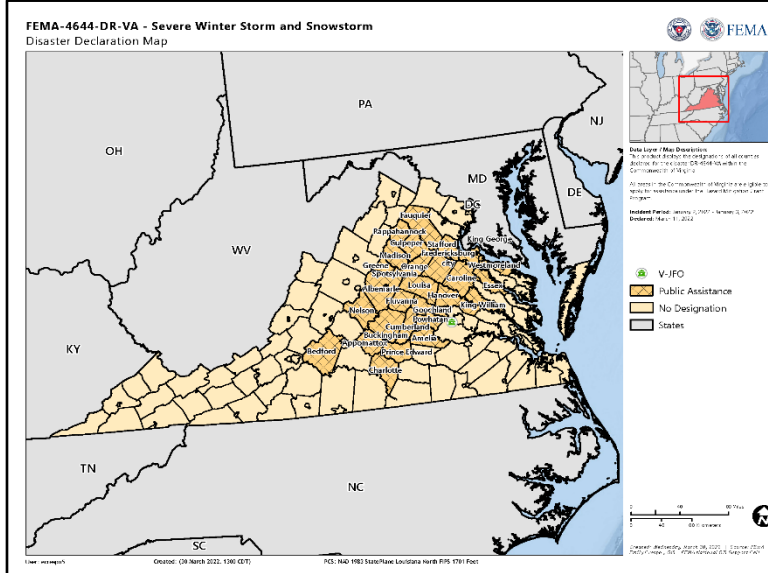
NFIP Payouts
NA

Other Needs Assistance
NA

Transitional Shelter Assistance
NA

INCIDENT SUMMARY

A Major Disaster Declaration was approved for the Commonwealth of Virginia authorizing Public Assistance (assistance for emergency work and the repair or replacement of disaster-damaged facilities) in 27 counties and one independent city.



PUBLIC ASSISTANCE SUMMARY

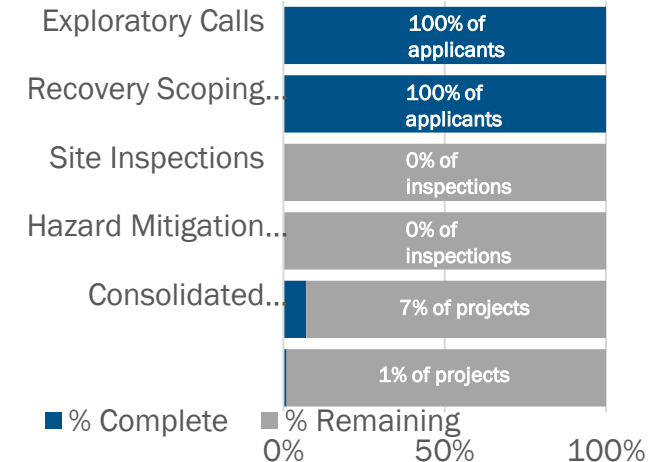
Applicants 29

Projects 30

\$ Obligated \$1M

Life of Disaster \$20M

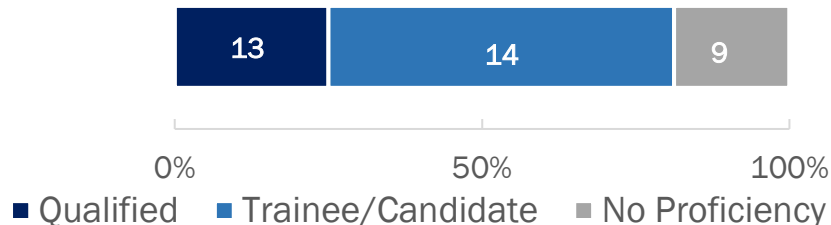
% of Phase Complete



STAFF SUMMARY

Total Staff: 36 | Coach/Evaluators: 14

Staff by Proficiency Level



FCO ASSESSMENT

Priorities

- Integrate Hazard Mitigation into the recovery process
- Facilitate CRC and PA Pilot Assessment
- Advocate well-trained workforce readiness

Outcomes

- Resilient recovery of SLTT communities
- Restored, modernized, hardened, and resilient infrastructure systems

TRANSITION TIMELINE

Individual Assistance : NA

Public Assistance 11/18/2022

Hazard Mitigation 11/18/2022

Interagency Recovery Coordination 07/30/2022

FCO Senior Leadership COP Brief: FEMA-4644-DR-VA

DFCO Cat Fan

Recovery Support Functions

(RSF) Recovery Outcomes		
Housing	Housing: Adequate, resilient, accessible, and affordable housing	
	1	All survivors whose primary residences were damaged or destroyed or were displaced by the disaster have returned and re-established residence in permanent housing within the affected community
	2	Survivors can afford post-disaster permanent housing units within the affected community without post-disaster assistance
	3	Post-disaster permanent housing units in the affected community meet or exceed recognized residential codes and standards and incorporate recommended mitigation measures appropriate to the area's hazards (e.g., flooding, fire, high winds), or include resiliency measures
	4	
	5	
Economic	Economic: Sustainable, diversified and resilient economy	
	1	Business activities are resumed and restored, including those local and marginalized businesses and major employers
	2	Local and state government ability to facilitate and regulate business activities is restored
	3	Tax base and revenue streams from businesses are restored
	4	Communities have Comprehensive Economic Development Strategies that measures the recovery process
	5	Financial activities essential to credit and insurance coverage and flows are restored
Community Planning & Capacity Building	Community Recovery: Resilient recovery of SLTT communities	
	1	Community Conditions Assessment + Community Profiles
	2	Status of emergency plans, such as the Mitigation plan and Pre-Disaster Recovery Plan
	3	Community engagement and communication strategy is in place for long-term recovery plan or strategy
	4	Mitigation and recovery projects have been implemented
	5	Inclusive communications strategy developed for long-term recovery planning or strategy

Recovery Outcomes		
Infrastructure Systems	Infrastructure: Restored, modernized, hardened and resilient systems	
	1	Power systems and fuel delivery services have been repaired, modernized, and strengthened for future disasters
	2	Water systems, dams, levees, and service capacities have been repaired, modernized, and strengthened for future disasters
	3	Communication systems and services have been repaired, modernized, and strengthened against future disasters
	4	Public and private transportation systems, to include those supporting marginalized areas are repaired and reliable
	5	Government and PNP facilities have been repaired, modernized and strengthened for future disasters
Health & Social Services	HSS: Sustainable and resilient health education and social service systems	
	1	Households have safe drinking water and no hazardous and toxic materials
	2	Healthcare providers have resumed capacity to meet chronic or long-term health needs, as well as primary and emergency care
	3	Ensure survivors are provided necessary behavioral health and disaster case management services.
	4	Social Assistance programs that support vulnerable populations, e.g., have resumed delivery of financial and other materiel support and services to vulnerable segments of the community's population
	5	Schools are fully operational & providing full academic programs and can provide a safe, sanitary, and supportive environment
Natural & Cultural Resources	NCR: Restored, preserved, risk-resistant and resilient resources	
	1	Natural resources in the affected community, to include socially marginalized, have been restored to protect people and ecosystems
	2	Resources associated with entertainment, education, recreation, and tourism have been repaired, and public accessibility restored
	3	Access to raw material and other commodities that sustain the local economy has been restored
	4	Sites and artifacts associated with the community's heritage and identity have been stabilized/protected, and public accessibility to these sites has been restored
	5	



FEMA

COMMUNITY PLANNING & CAPACITY BUILDING

Community Recovery: Resilient recovery of SLTT communities

Outcome Indicator (C4): Mitigation and Recovery projects have been implemented

- Technical Service Team Engineer deployed to implement Consensus Based Codes and Standards to increase resiliency, protect lives and property, and support efficient use of federal dollars
- Validate coordination points between Mitigation and Public Assistance
- Engage with applicants to understand challenges

Outcome Indicator (I1): Power systems and fuel delivery services have been repaired, modernized, and strengthened for future disasters

- Section 406 Townhall co-hosted by VDEM and FEMA
- Section 406 funding for powerline mitigation for electric cooperatives impacted
- Consolidated Resource Center involvement in Section 406 project formulation and review



FEMA

Helping people before, during, and after disasters.



Scan to subscribe to this briefing.