



# FEMA

## Daily Operations Briefing

Tuesday, June 9, 2020

8:30 a.m. ET

# National Current Operations & Monitoring



FEMA

## Significant Incidents or Threats:

- COVID-19
- Tropical Depression Cristobal
- Flash Flooding possible – Gulf Coast to the Upper Mississippi Valley
- Critical fire weather – Portions of CA, AZ, NM, UT, TX, & CO

## Tropical Activity:

- Atlantic:
  - Disturbance 1 – [Low \(10%\)](#)
- Eastern/Central Pacific – No new tropical cyclones are expected during the next five days

## Declaration Activity:

- [Major Disaster Declaration Request – Mississippi](#)

# COVID-19 Update



**Situation:** FEMA and HHS continue leading the multiagency COVID-19 Response / Recovery efforts. 39,668 FEMA, DoD, HHS, VA, and CDC personnel deployed / activated; 2,729 FEMA employees deployed. Nationwide testing: **20,384,850** cumulative as of June 8.

## Lifelines Impacts:

### Health and Medical – Public Health

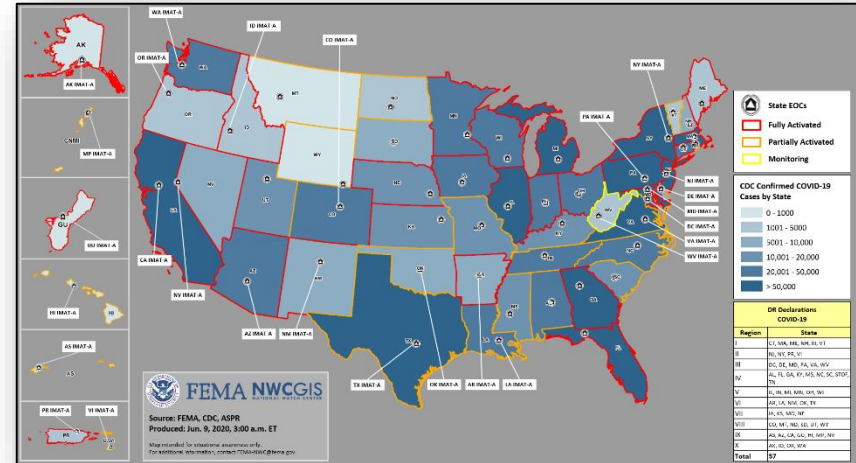
- FEMA continues to procure and deliver testing swabs and media to supplement supplies states and healthcare providers are procuring from the private market; FEMA has shipped over **19 (+1.1)** million swabs and **13 (+0.1)** million media across all states, territories, and other federal partners (*FEMA Update, June 7, 2020, 4:47 p.m. ET*).

### Food, Water and Shelter

- USDA approved **AK, IA** and **GA** to operate the Pandemic-Electronic Benefit Transfer (P-EBT) program; there are now **42 (+3)** states and one jurisdiction operating the P-EBT programs (*ESF-11 Update, June 8, 2020, 1:55 p.m. EDT*).

## Response:

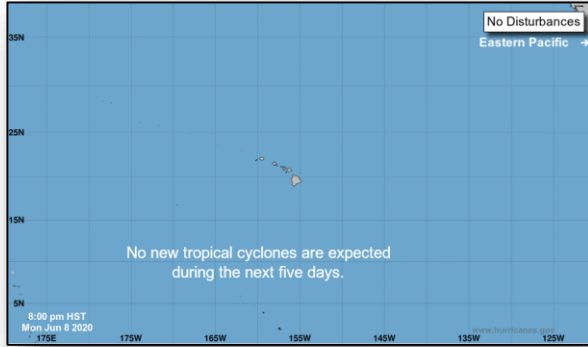
- NRCC at Level I; **Region IX RRCC: deactivated, rostered but continues to support COVID-19 response from the JFO Oakland, CA**; Region I, II, IV, VI (for TS Cristobal), and **Region X RRCC downgraded to Level III**; Region III, V, and VIII RRCCs at Level III; Region VII RRCC is rostered but the Region continues to support COVID-19 response from the JFO in Kansas City, MO
- NWC and all RWCs and MOCs at Steady State, continue to monitor



COVID-19	Confirmed	Deaths
United States	1,938,823	110,375
Worldwide	6,799,713	397,388

(FEMA SLB COVID-19, June 8)

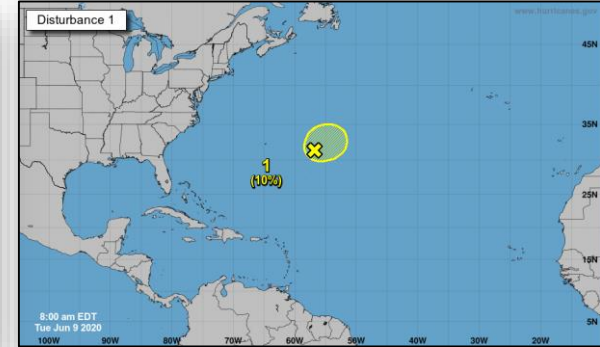
# Tropical Outlook – Five Day



**Central Pacific**



**Eastern Pacific**



**Atlantic**

**Disturbance 1** (as of 8:00 a.m. ET)

- Located few hundred miles E of Bermuda
- Development of this system unfavorable conditions
- Formation chance through 48 hours: **Low (10%)**
- Formation chance through 5 days: **Low (10%)**

# Tropical Depression Cristobal



## Situation:

TD Cristobal currently moving into Missouri. Heavy rainfall and gusty winds will spread northward through the Middle and Upper Mississippi Valley and the western Great Lakes today as Cristobal strengthens as an extratropical cyclone over the next 36 hours. Total rainfall is expected to be between 2-4 inches, with local amounts as high as 6 inches. This may produce flash flooding and is forecast to produce new and renewed minor to moderate river flooding across portions of the lower Missouri and Mid to Upper Mississippi Valleys.

## Lifeline Impacts:

### Safety and Security

- LA: Mandatory evacuations lifted

### Food, Water, and Shelter

- LA: 2 shelters open, 1 occupant (ARC midnight shelter count)

### Transportation

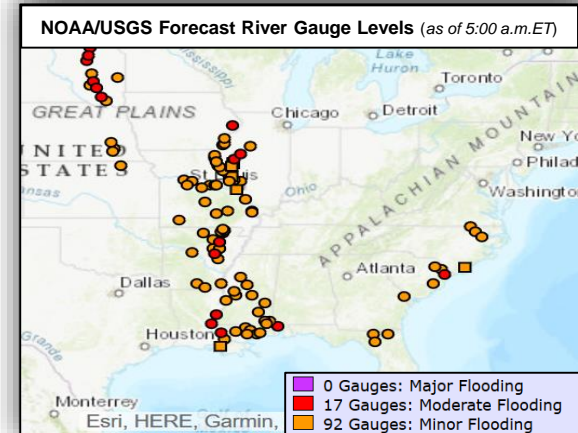
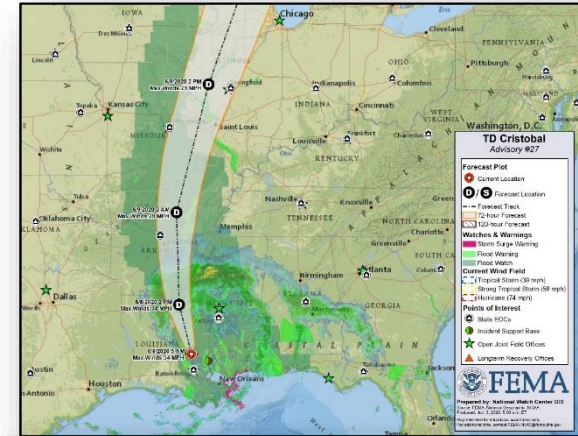
- All ports and primary transportation routes re-open

## State/Local Preparations:

- TX EOC at Partial Activation (COVID-19)
- LA EOC at Partial Activation (Cristobal and COVID-19); Governor declared SOE

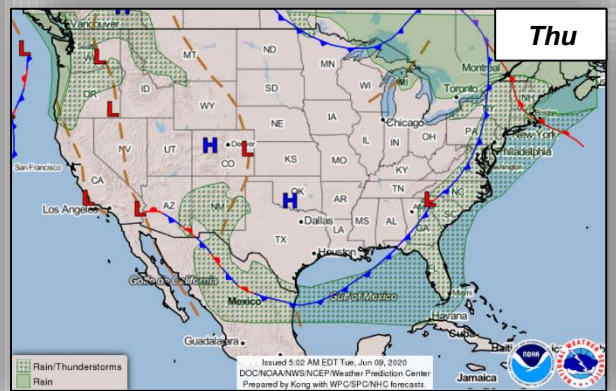
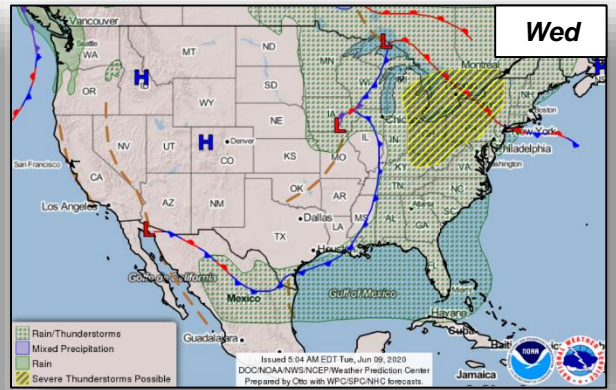
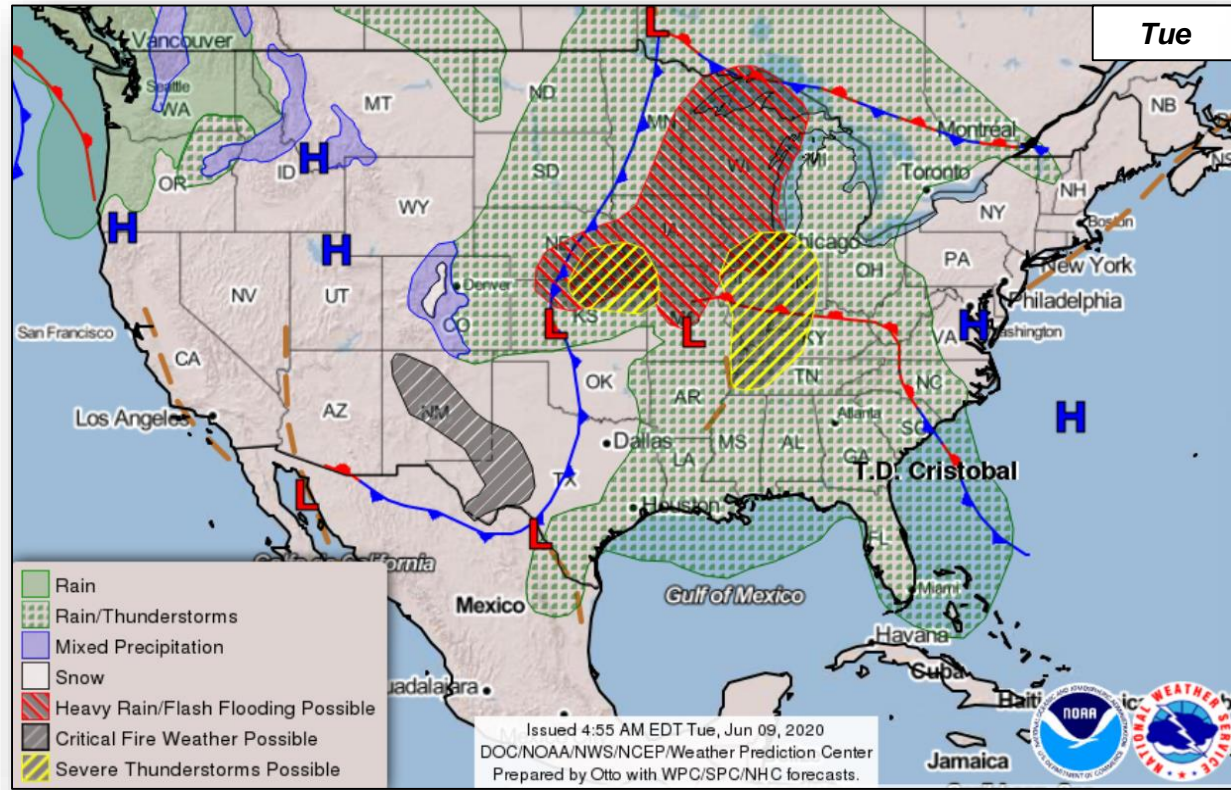
## FEMA/Federal Preparations:

- NRCC at Level I (COVID-19)
- Region IV: RRCC at Level II (COVID-19)
  - IMAT-1 deployed to MS EOC
- Region VI: RRCC at Level III (Cristobal and COVID-19)
  - IMAT-1 demobilized; IMAT-2 will demobilize tomorrow
  - LA: Emergency Declaration approved on June 7
  - Both MERS teams will demobilize and return today
- ISB established in Roseland, LA; SMT deployed
- IOF established at LA GOHSEP
- USACE managing Mississippi river flow





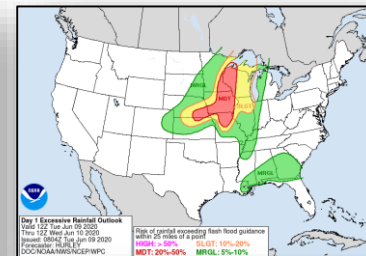
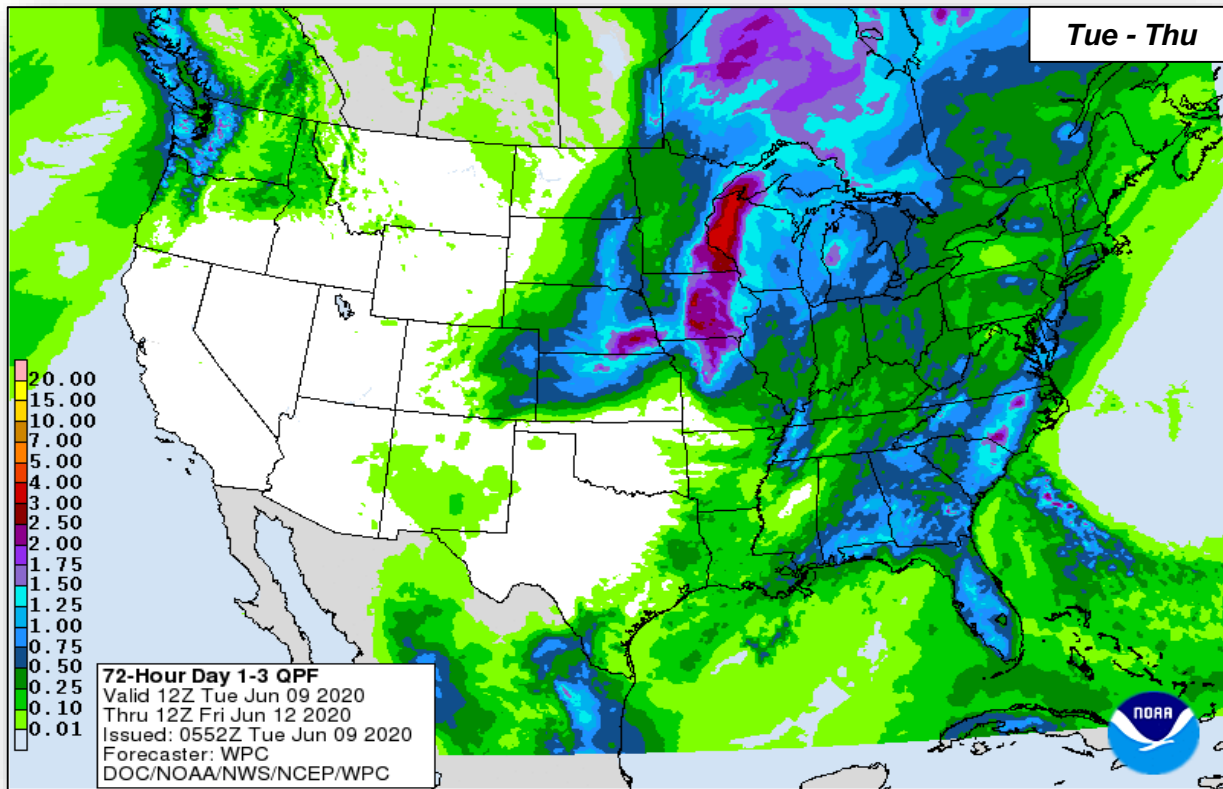
# National Weather Forecast



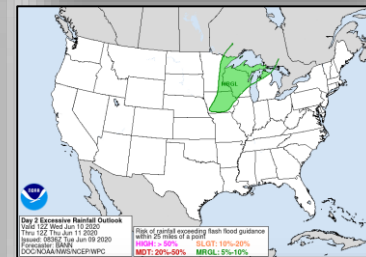
# Precipitation & Excessive Rainfall



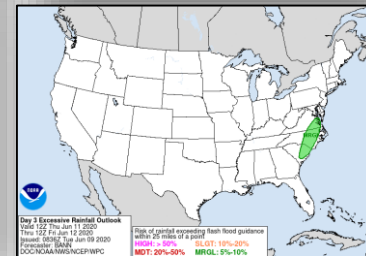
FEMA



*Tue*

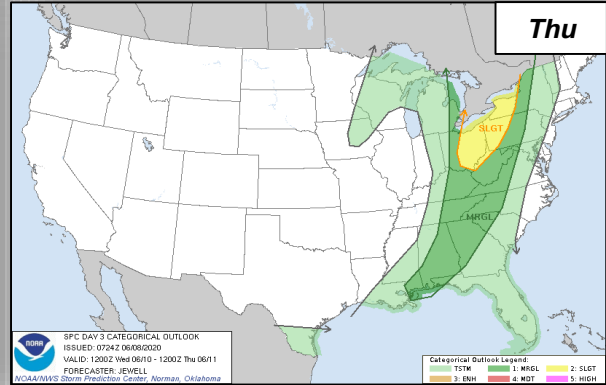
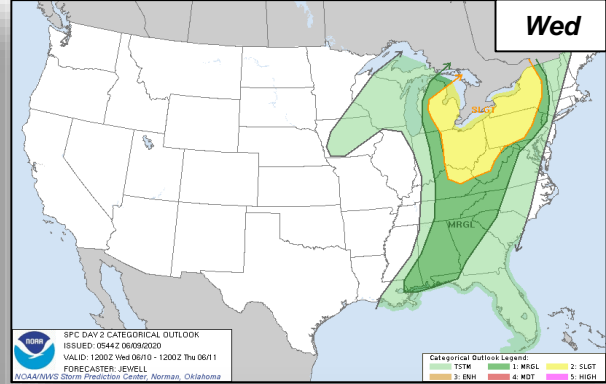
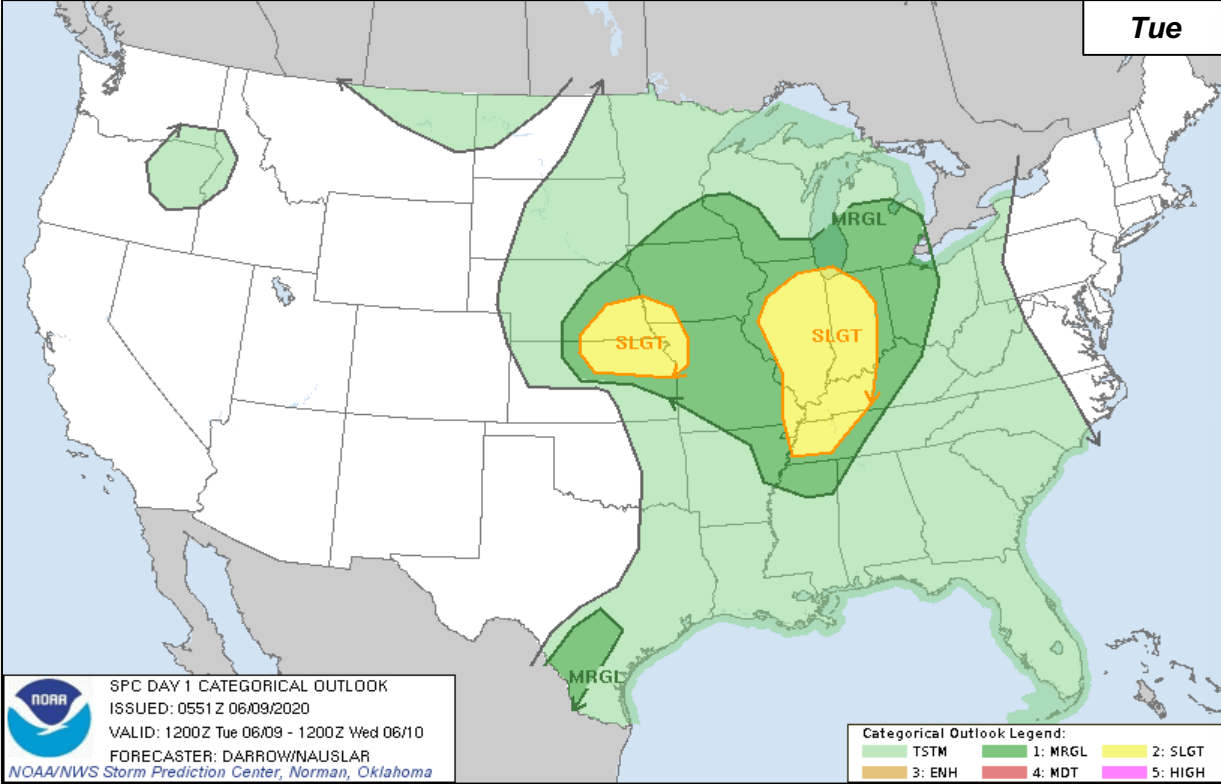


*Wed*



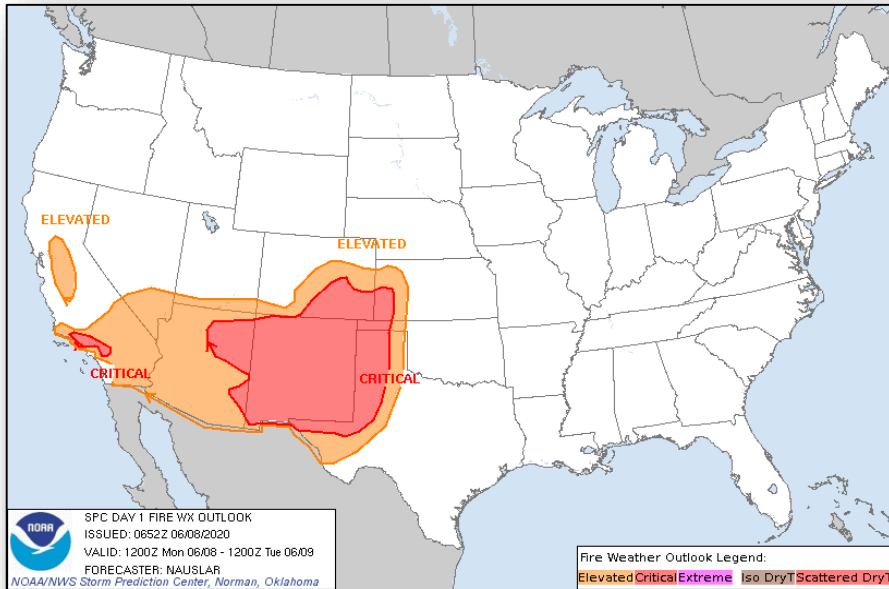
*Thu*

# Severe Weather Outlook

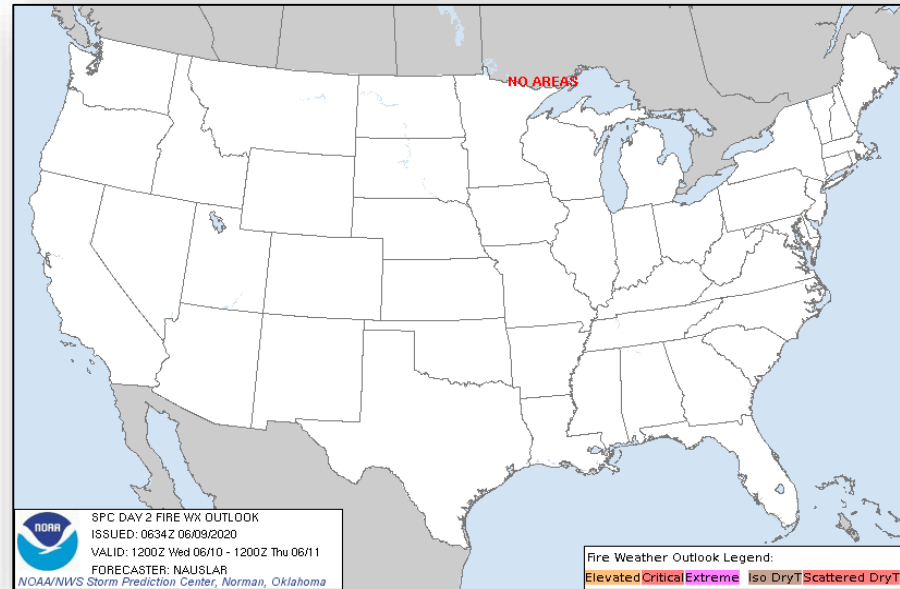




# Fire Weather Outlook



*Today*



*Tomorrow*

# Joint Preliminary Damage Assessments



FEMA

Region	State / Location	Event	IA/PA	Number of Counties		Start – End
				Requested	Complete	
V	MI	Dam Breach, Severe Weather and Flooding May 16, 2020 and continuing	IA	5	0	5/26 – TBD
			PA	5	0	5/26 – TBD
	MN	Civil Unrest May 26, 2020 and continuing	IA	0	0	N/A
			PA	5	0	TBD

# Declaration Request



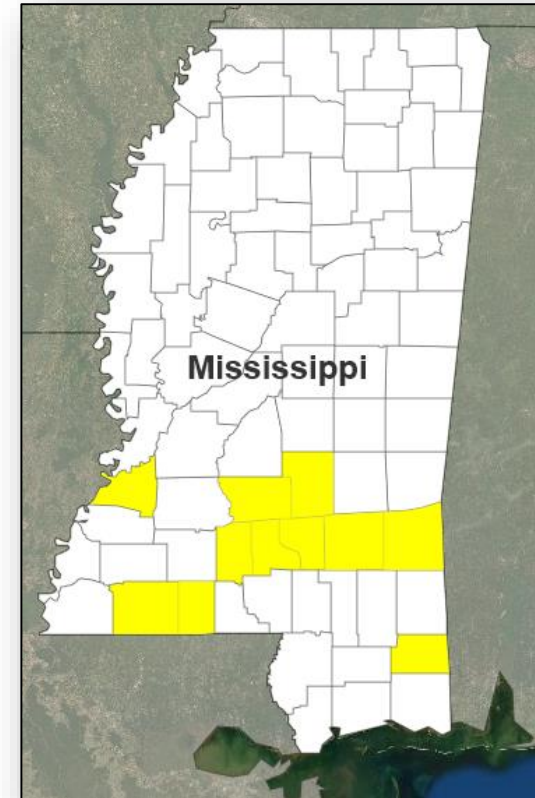
**Declaration:** Major Disaster – Mississippi  
**Requested:** June 4

**Incident:** severe storms, tornadoes, straight-line winds, and flooding

**Incident Period:** Apr 22-23

**Includes:**

- **PA Only:** 11 counties
- **Hazard Mitigation:** Statewide



■ PA

# Declaration Requests in Process – 9



FEMA

State / Tribe / Territory – Incident Description	Type	IA	PA	HM	Requested
HI – Severe Storms and Flooding	DR		X	X	Apr 27
TX – Severe Storms, Straight-line Winds, and Tornadoes (Appeal)	DR		X	X	Apr 27
UT – Earthquake and Aftershocks	DR	X	X	X	May 15
Poarch Band of Creek Indians – COVID-19 Pandemic	DR	X	X		May 15
ND – Flooding	DR		X	X	May 25
AL – Severe Storms, Tornadoes, Straight-line Winds and Flooding	DR		X	X	May 27
AK – Structural Fire (Appeal)	DR		X	X	May 28
TN – Severe Storms, Straight-line Winds, and Flooding	DR		X	X	Jun 2
MS – Severe Storms, Tornadoes, Straight-line Winds, and Flooding	DR		X	X	Jun 4

# FEMA Common Operating Picture



# FEMA

FEMA HQ	
<b>NWC</b>	<b>NRCC</b>
Monitoring	Level I

FEMA REGIONS		
WATCH	RRCC	
Monitoring	I	Level II
Monitoring	II	Level II
Monitoring	III	Level III
Monitoring	IV	Level II
Monitoring	V	Level III
Monitoring	VI	Level III
Alt Location	VII	Rostered
Monitoring	VIII	Level III
Monitoring	IX	Rostered
Monitoring	X	Level III

**Notes:**

NRCC and RRCCs activated for COVID-19

GA: Flooding  
MS: Flooding  
PR : Earthquake  
TN: Tornadoes

All EOCs activated for COVID-19

RIX RRCC: Deactivated, working COVID out of JFO

RV1 & RX RRCC: Level III

Major Disasters (DR): 104  
Emergency Disasters (EM): 95

★ JFOs: 11 / VJFOs: 19

● Staging Area

■ Distribution Center (DC)

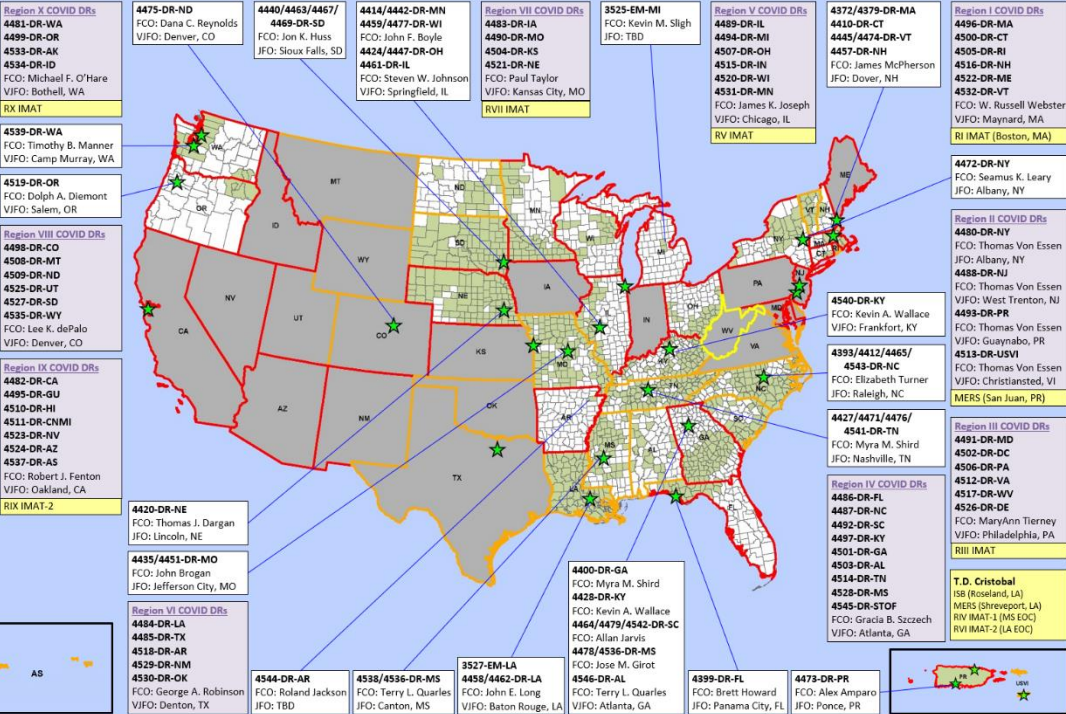
■ Declared County (Non-COVID-19 Declarations)

■ Fully Activated

■ Partially Activated

■ Monitoring

As of 3:00 a.m. ET June 9, 2020  
Created by FEMA NWC



N-IMATs	
3 Teams	
Red	
Blue	
Gold	

R-IMATs	
4 - 6 Teams	
I	RRCC
II	
III	RRCC
IV-1	MS
IV-2	Virtual SC
V	RRCC
VI-1	Virtual AR
VI-2	LA
VII	VJFO-COVID
VIII	
IX-1	
IX-2	RIX JFO
X	RRCC
FMC	PMC
NMC	Deployed

Team:	US&R	MERS	FCOs	FDRCS	IM WORKFORCE
Status:	>65%	>66%	≤1 Type I	= 2	
Assigned:	28	36	47 (+1)	11	13,536 ▲
Unavailable:	3 (-1)	0	2 (+1)	0	2,812 ▲
Deployed:	0	1	39 (-1)	9	5,653 ▲
Available:	25 (+1)	35	6 (-1)	2	5,071 / 37% ▼

IM CADRE AVAILABILITY SUMMARY	
Cadres with 25% or Less Availability	
EHP 22% (141/636); ER 20% (15/76); FL 19% (30/160); FM 25% (64/259); OPS 23% (67/293); PA 22% (669/3,104); PLAN 20% (84/417); SAF 13% (7/54)	



# Public Assistance Grant Program

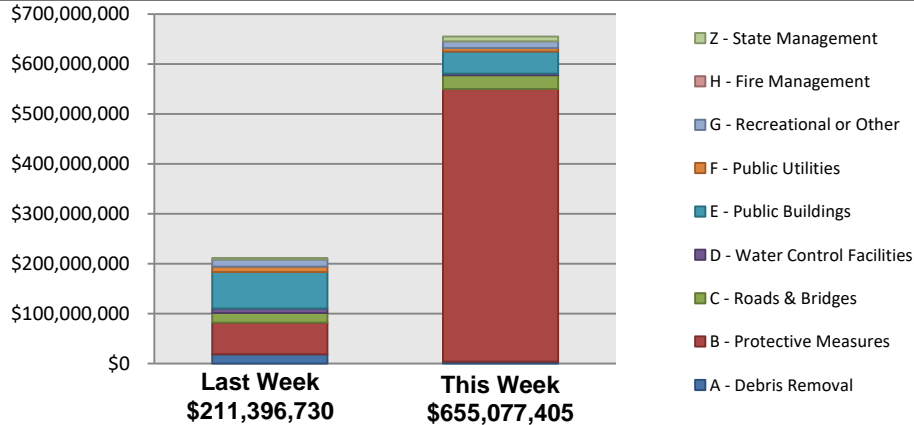


FEMA

PA Project Worksheets Obligated										
in past week, as of 6/8/20 at 1500 EDT										
PA Category	Emergency Work		Permanent Work					H - Fire Management	Z - State Management	Total
	A - Debris Removal	B - Protective Measures	C - Roads & Bridges	D - Water Control Facilities	E - Public Buildings	F - Public Utilities	G - Recreational or Other			
Number Of PWs Obligated	44	93	229	22	119	32	80	0	103	722
Federal Share Obligated	\$4,011,141	\$546,264,930	\$27,103,050	\$3,635,400	\$43,681,808	\$7,521,077	\$13,006,134	\$0	\$9,853,864.62	\$655,077,405.09

## Public Assistance Obligated per Category

5/25/2020 through 6/8/2020



## This weeks PA Highlights

- In 4485 - TX
  - \$239 Million obligated for Category B – Protective Measures
- In 4486 - FL
  - \$251 Million obligated for Category B – Protective Measures
- In 4407 - CA
  - \$14 Million obligated for Category E – Public Buildings

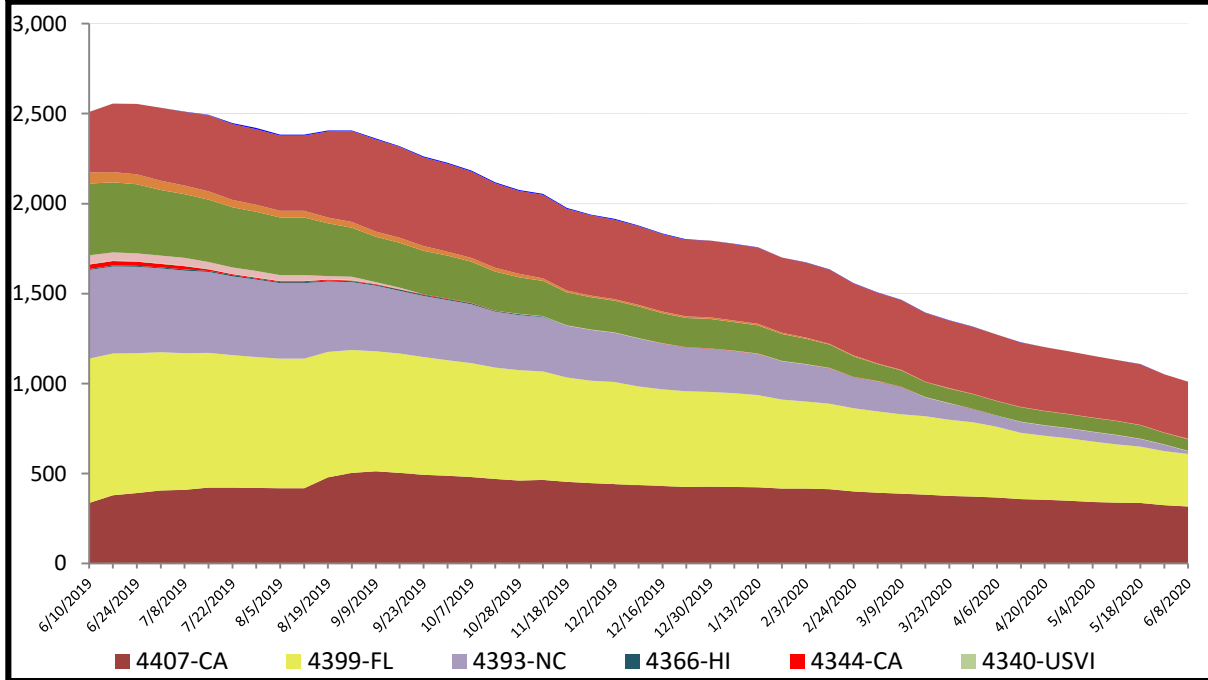
# Direct Housing



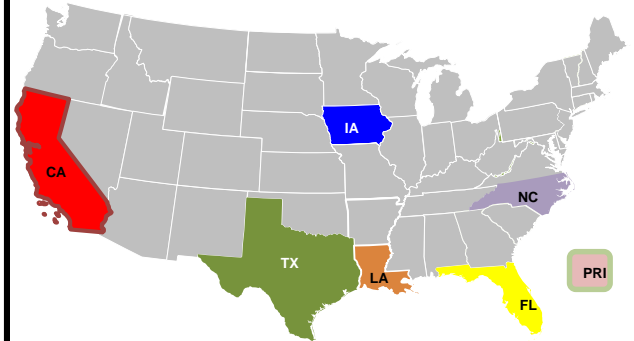
FEMA

## Total Households in FEMA Direct Housing per State

Past Year per Week, 6/10/2019 – 6/8/2020, There are currently **694** Households Occupying **694** Temporary Units



DR	IA Declaration Date	Program End Date	Current # of Households in Direct Housing (Weekly Change)
4421-IA	3/23/2019	9/23/2020	1 (0)
4407-CA	11/12/2018	5/12/2020	317 (-6)
4399-FL	10/11/2018	4/11/2020	292 (-9)
4393-NC	9/14/2018	3/14/2020	16 (-20)
4344-CA	10/10/2017	7/10/2019	0 (0)
4339-PR	9/20/2017	9/20/2019	1 (0)
4332-TX	8/25/2017	8/25/2019	65 (0)
4277-LA	8/14/2016	4/30/2019	2 (0)

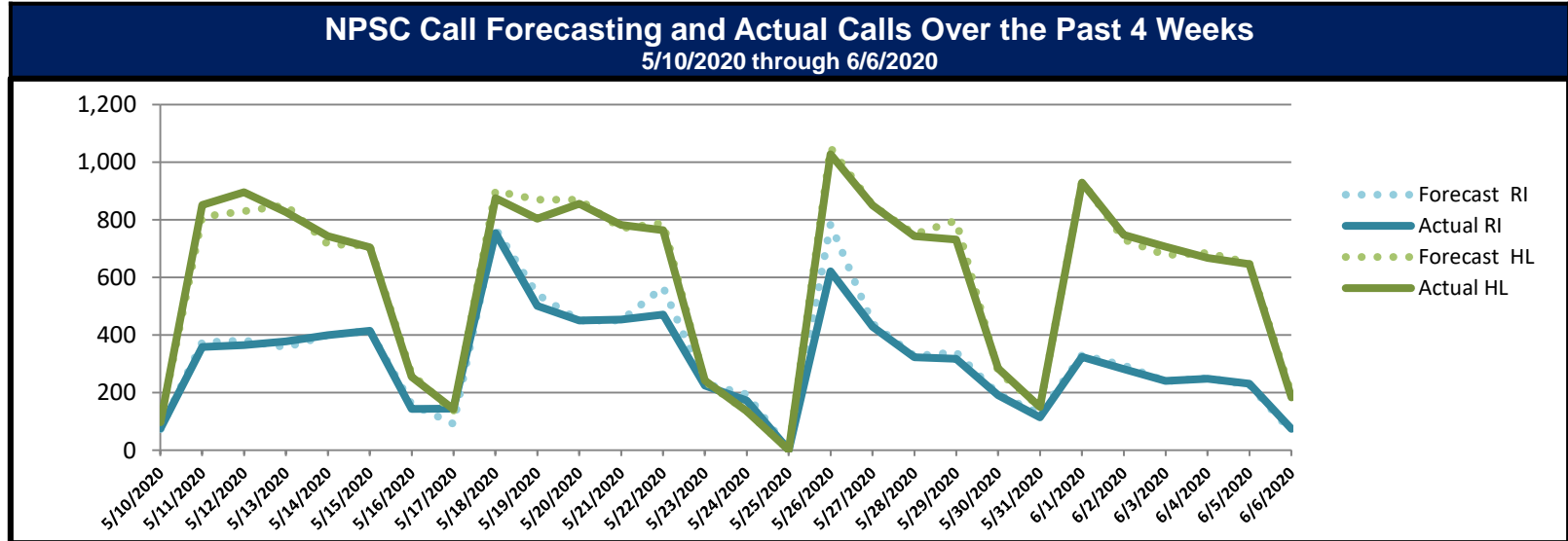


States with Currently Occupied Units

# NPSC Call Activity



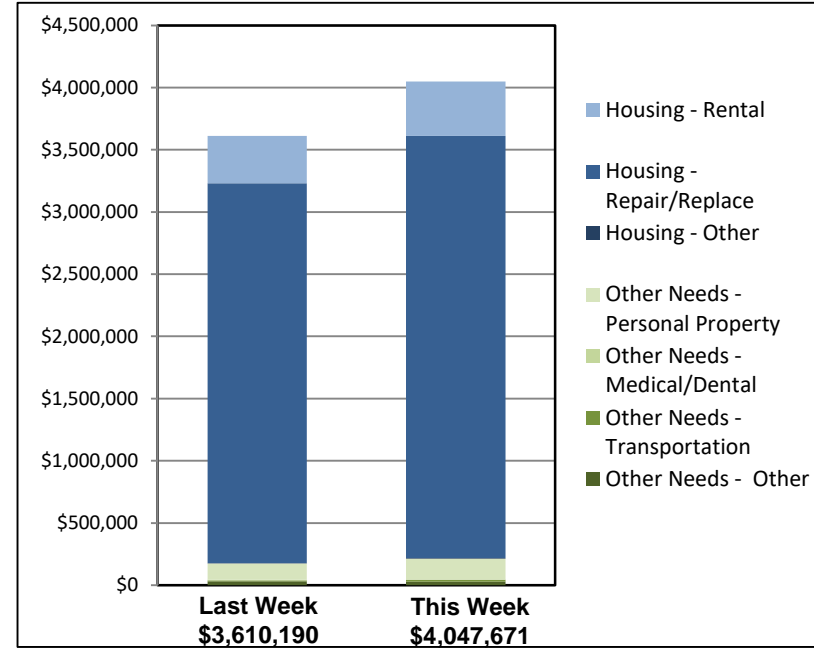
NPSC Call Activity in the Past Week		
5/31/2020 through 6/6/2020		
Call Type	Projected Calls	Actual Calls
Registration Intake:	1,535	1,514
Helpline:	4,025	4,031
Combined:	5,560	5,545



# Individual Assistance Activity



Individuals and Households Program Activity As Of: 6/8/20					
	In Past 7 Days		Cumulative		
	Applicants Approved	Amount Approved	Applicants Approved	Amount Approved	
	4473-PR Declared 01-16-2020	End Of Reg Period 07-02-2020			
Open Registration Period	Housing Assistance	382	\$2,189,239.96	10,785	\$45,749,134.25
	Other Needs Assistance	53	\$32,902.48	3,949	\$1,947,225.03
	<b>Total IHP</b>	<b>\$2,222,142.44</b>		<b>\$47,696,359.28</b>	
	<b>Average IHP</b>			<b>\$3,827</b>	
	<b>Total Max Grants</b>			<b>HA 309</b>	<b>ONA 0</b>
	4519-OR Declared 04-03-2020	End Of Reg Period 07-02-2020			
Open Registration Period	Housing Assistance	24	\$389,777.43	130	\$1,537,329.67
	Other Needs Assistance	1	\$399.99	40	\$127,568.73
	<b>Total IHP</b>	<b>\$390,177.42</b>		<b>\$1,664,898.40</b>	
	<b>Average IHP</b>			<b>\$12,709</b>	
	<b>Total Max Grants</b>			<b>HA 14</b>	<b>ONA 0</b>
	4536-MS Declared 04-16-2020	End Of Reg Period 06-15-2020			
Open Registration Period	Housing Assistance	118	\$569,226.54	726	\$3,970,127.52
	Other Needs Assistance	54	\$121,015.46	395	\$854,093.09
	<b>Total IHP</b>	<b>\$690,242.00</b>		<b>\$4,824,220.61</b>	
	<b>Average IHP</b>			<b>\$6,122</b>	
	<b>Total Max Grants</b>			<b>HA 5</b>	<b>ONA 0</b>
	4541-TN Declared 04-24-2020	End Of Reg Period 06-23-2020			
Open Registration Period	Housing Assistance	33	\$75,672.30	320	\$1,094,743.94
	Other Needs Assistance	12	\$8,149.36	106	\$277,502.25
	<b>Total IHP</b>	<b>\$83,821.66</b>		<b>\$1,372,246.19</b>	
	<b>Average IHP</b>			<b>\$4,133</b>	
	<b>Total Max Grants</b>			<b>HA 1</b>	<b>ONA 0</b>
	4542-SC Declared 05-01-2020	End Of Reg Period 06-30-2020			
Open Registration Period	Housing Assistance	112	\$415,205.82	499	\$2,324,508.01
	Other Needs Assistance	30	\$25,626.32	184	\$301,464.11
	<b>Total IHP</b>	<b>\$440,832.14</b>		<b>\$2,625,972.12</b>	
	<b>Average IHP</b>			<b>\$4,872</b>	
	<b>Total Max Grants</b>			<b>HA 5</b>	<b>ONA 0</b>
Other IHP Active	<b>13 Declarations IHP Programmatically Open - Closed Registration *</b>				
	Housing Assistance	58	\$194,576.84		
	Other Needs Assistance	13	\$25,878.03		
	<b>Total IHP</b>	<b>\$220,454.87</b>			
	<b>Total IHP Approved in Past Week</b>		<b>\$4,047,670.53</b>		





# FEMA

**FEMA's mission is helping people before, during, and after disasters.**

Click [here](#) to subscribe to this briefing.