

FEMA National Watch Center

Daily Operations Briefing

Thursday, June 8, 2023

8:30 a.m. ET



FEMA

National Current Ops / Monitoring

New Significant Incidents / Ongoing Ops

- Super Typhoon Mawar – Guam

Hazard Monitoring

- Heavy Rain and Flash Flooding – Northern Intermountain to the Northern Rockies
- Widespread Smoke/Poor Air Quality – Northeast and Mid-Atlantic
- Kilauea Volcano Eruption – Hawaii
- Typhoon Guchol (03W) – Western Pacific

Disaster Declaration Activity

- Request: Emergency Declaration – IA

Event Monitoring

- No significant events



FEMA

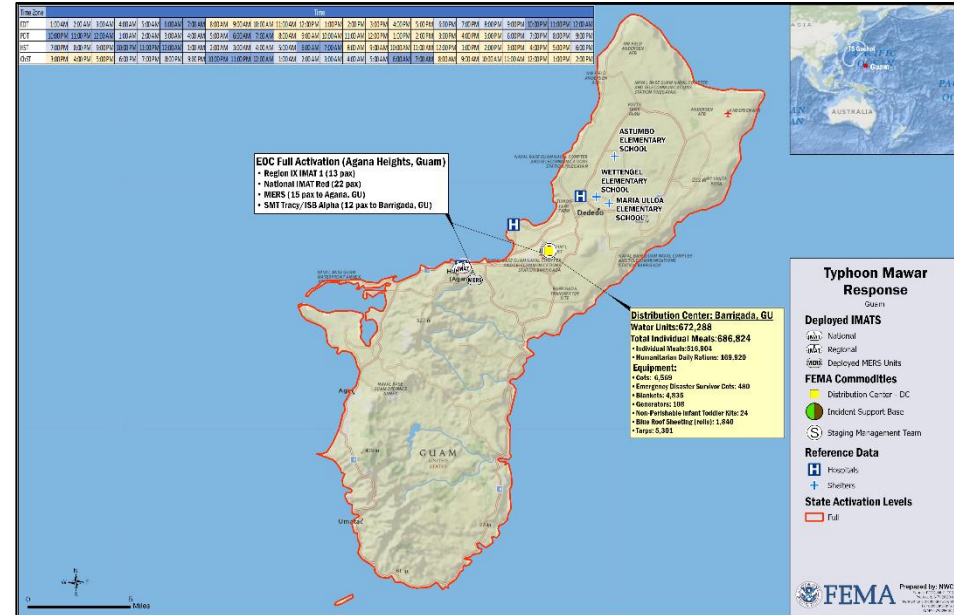
Super Typhoon Mawar – Guam



Situation: Locally executed, state managed, and federally supported recovery operations continue within the areas impacted by Super Typhoon Mawar. **Mission** priorities continue to focus on community lifeline stabilization and expanding recovery operations.

Lifelines: (SLB #15 as of 4:41 a.m. ET, June 8)

- Food, Water, Shelter:
 - 3 shelters open with 698 (-50) occupants; 1 shelter open at Andersen AFB with 57 occupants
 - Roofing materials arriving 6/8 - 6/13
 - 73% of wells operational; 3 of 8 drinking water systems operational, 5 partially operational
 - 9 Water stations positioned in key locations to provide potable water
 - 100% of wastewater systems operational; 4 on island power, 5 on back-up generators
- Health and Medical:
 - Medical facilities operational; continuing to restore full operational capabilities
- Energy:
 - Power restored to 68 % (+5%) of system load (customer demand); 49% (+6%) of customers restored; 100% of substations restored
- Communications:
 - 65 (+8%)% of cell sites operational



Territory/Local Response:

- GU EOC at Full Activation
- Governor declared a State of Emergency addressing water shortages due to Mawar

FEMA/Federal Response:

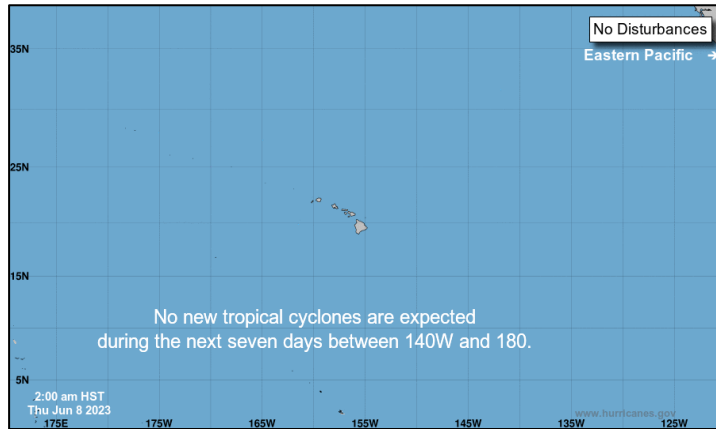
- Region IX: IMAT-1 deployed to GU and CNMI with select ESFs 1, USCG, DCE, and USACE
- FEMA HQ:
 - FEMA-3594-EM-GU approved May 22;
 - FEMA-4715-DR-GU approved May 25; Amendment No. 1 to FEMA-4715-DR-GU adds Individual Assistance
 - National IMAT Red deployed to GU
 - Logistics: SMT Tracy/ISB Alpha deployed to GU
 - MERS: 16 personnel and communications equipment deployed to GU



FEMA

Tropical Outlook – Seven Day

Central Pacific



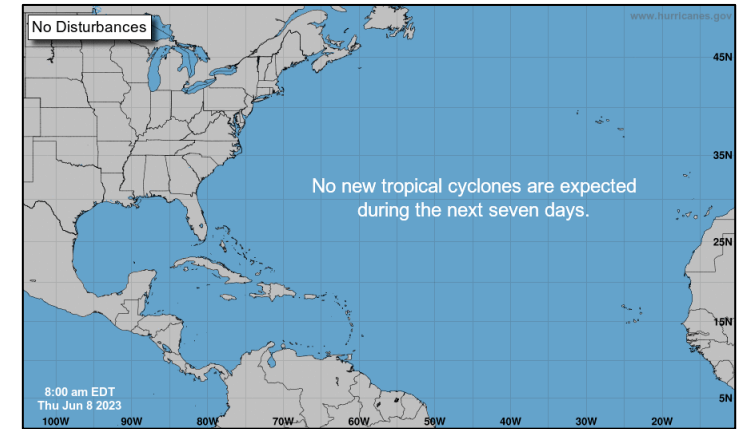
- No new tropical cyclones are expected during the next seven days

Eastern Pacific



- No new tropical cyclones are expected during the next seven days

Atlantic

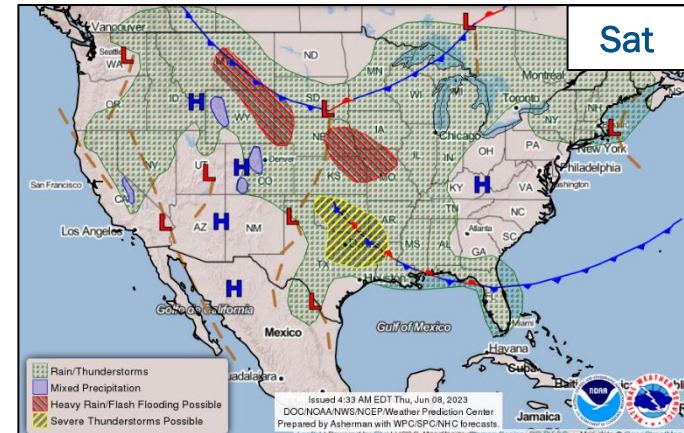
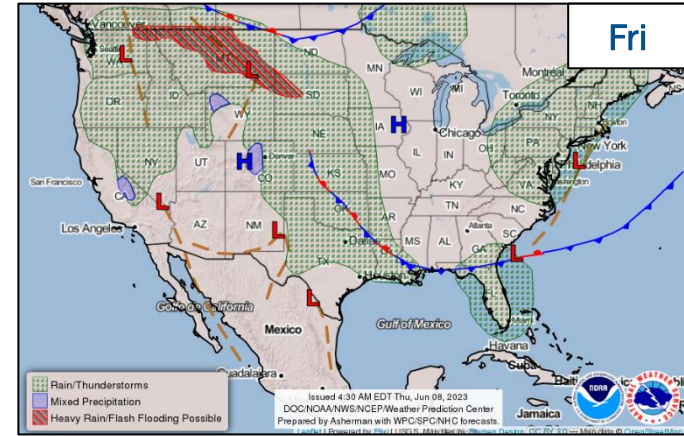
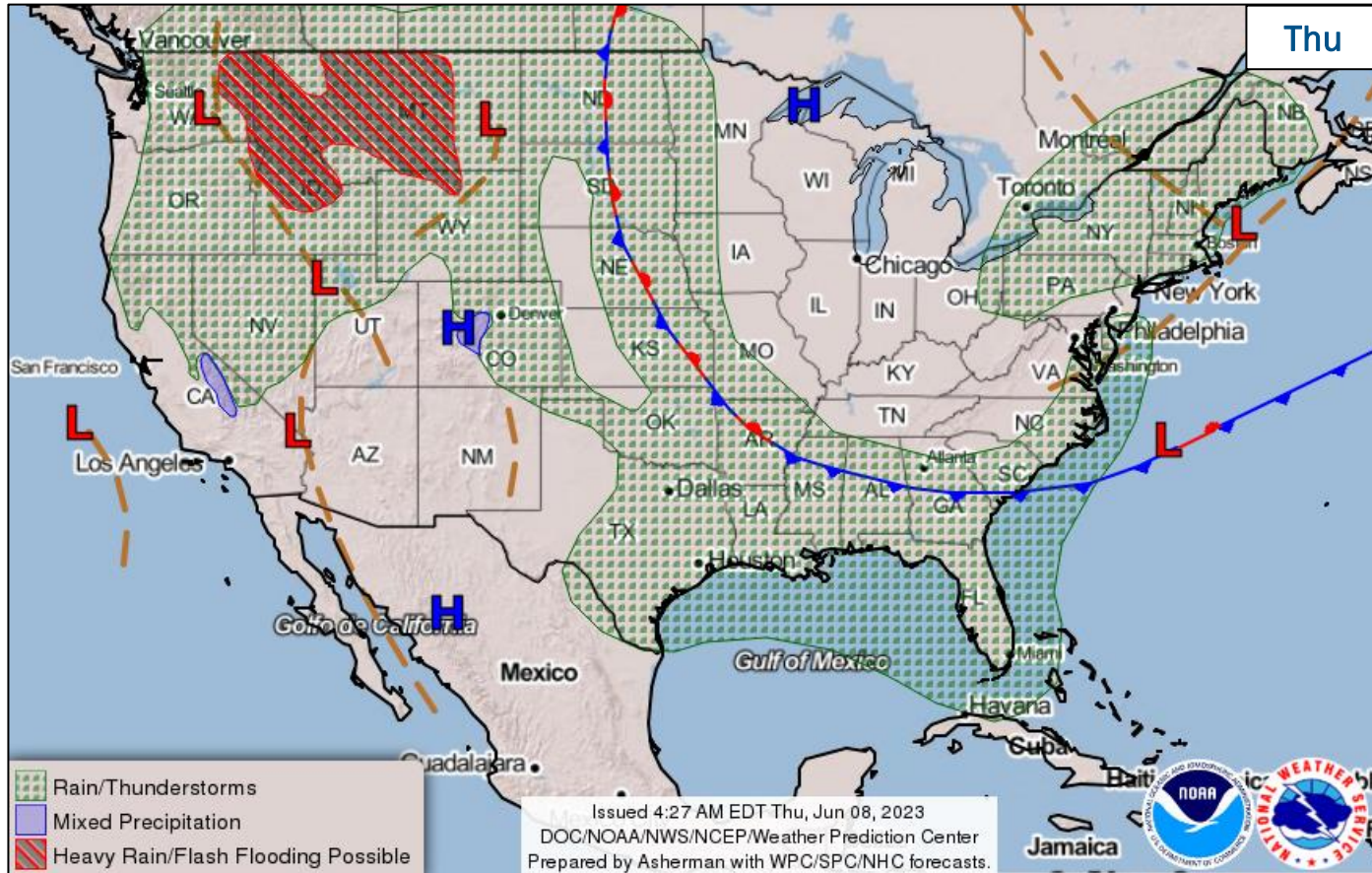


- No new tropical cyclones are expected during the next seven days



FEMA

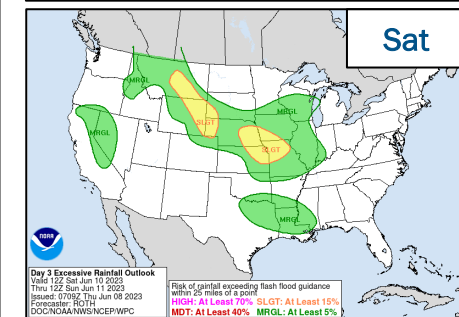
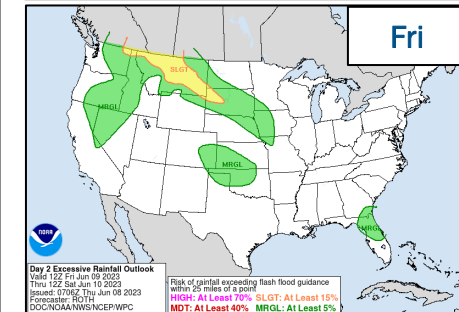
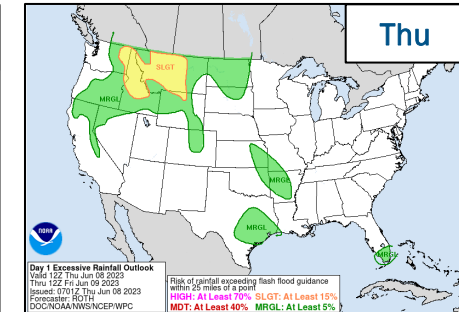
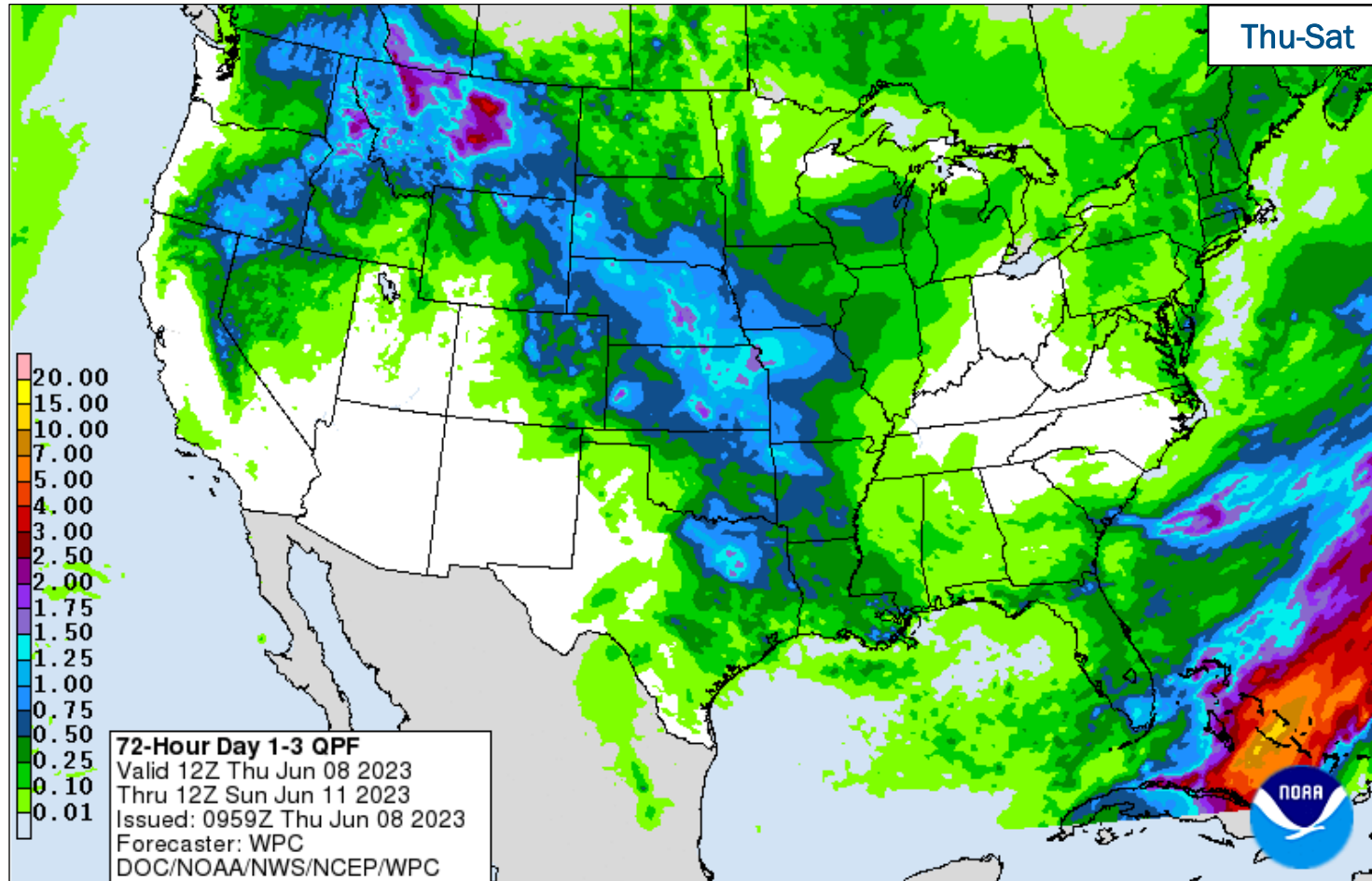
National Weather Forecast



FEMA

National Watch Center

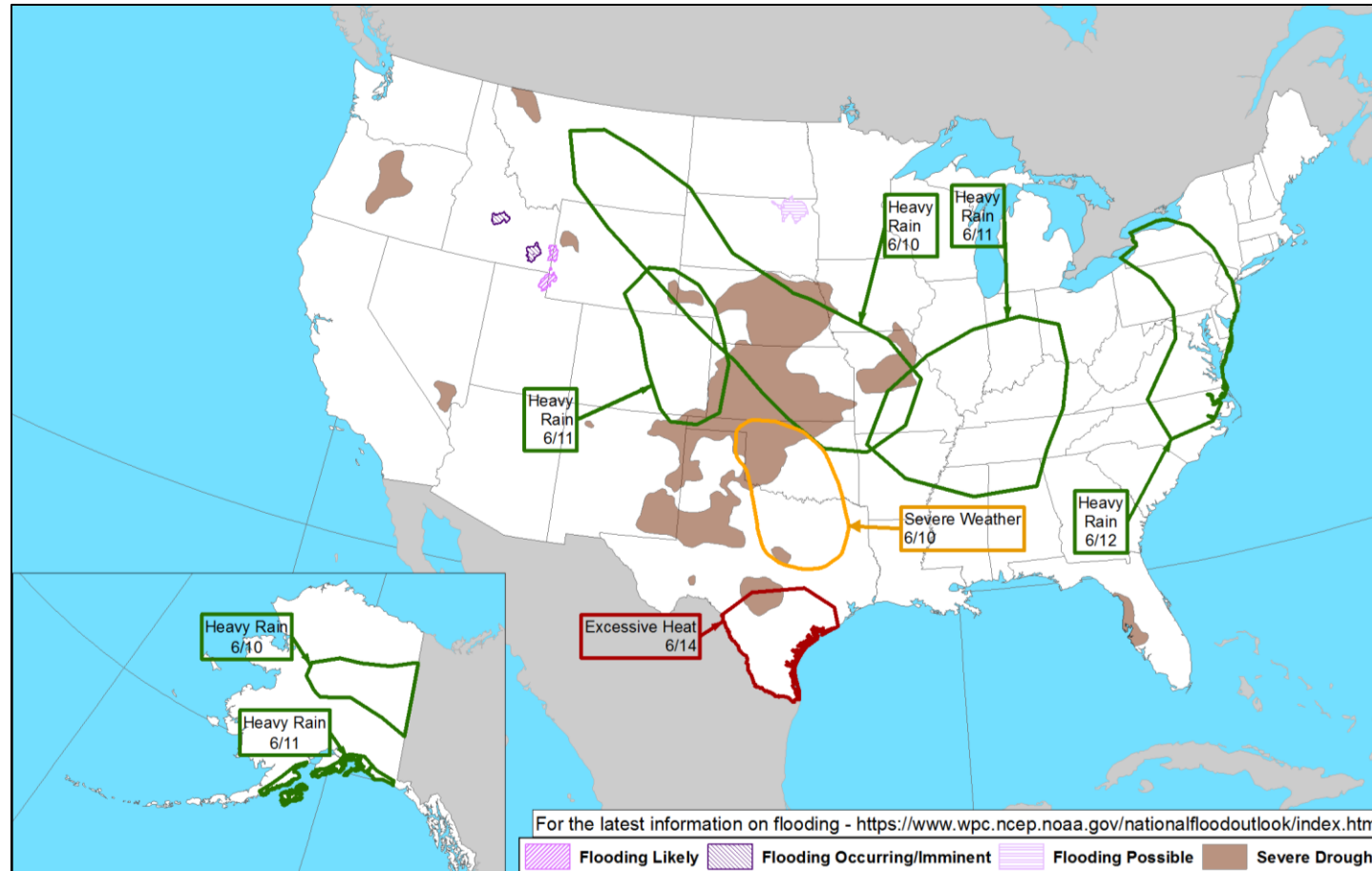
Precipitation & Excessive Rainfall



FEMA

National Watch Center

Hazards Outlook – Jun 10-14



FEMA

FEMA Common Operating Picture

17 + 7
Joint Field Offices
Virtual Joint Field Offices

63 + 4
Supporting
Major Disasters
Emergency Declarations

9
Direct Housing Missions

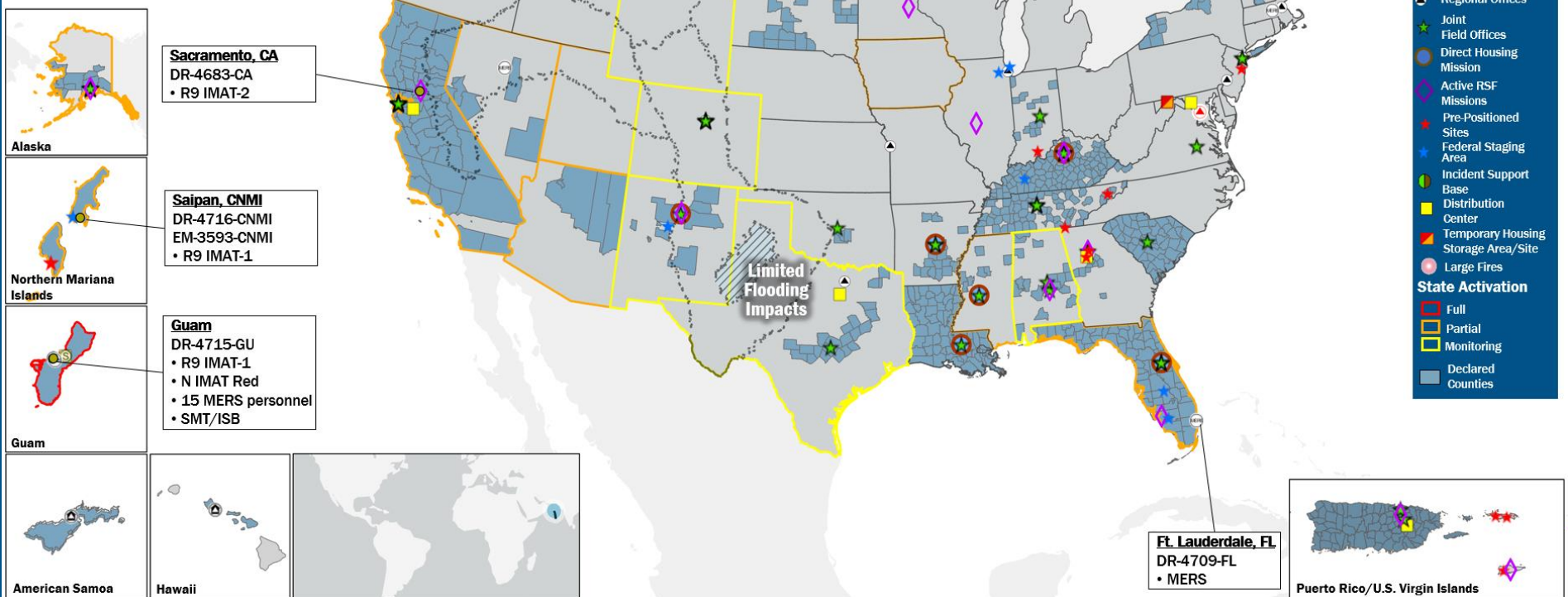
12
RSF-Supported Disasters

Thursday
June 8, 2023
8:30 a.m. ET

FEMA HQ	
NWC	NRCC
Monitoring	Rostered
FEMA REGIONS	
Watch	RRCC
Monitoring	I Rostered
Alt. Location	II Rostered
Monitoring	III Rostered
Monitoring	IV Rostered
Monitoring	V Rostered
Monitoring	VI Rostered
Enhanced	VIII Rostered
Monitoring	IX Rostered
Monitoring	X Rostered
Notes:	
RWC/RRCC: • RII RWC: Air Quality Alert; until 7:00 p.m. ET (Alternate Location) • RVIII RWC: Flooding (Day Shift)	State EOCs: • AL/MS: Severe Weather • FL: TC Ian • AK/CA/IA/MT/NV/UT: Flooding • TX/UT: Ongoing Operations • NM: Fire Weather • CO: Avian Influenza, Public Health Support, and Suncor Refinery • AZ/CO: SW Border Coordination • WY: Winter Weather Impacts • CA: COVID Support • GU/CNMI: Typhoon Mawar
Surge Capacity Force	
Rostered 7,255	Deployed 0

N-IMATs 2-5 Teams Available	
Red	GU
White	
Blue	
Gold	
HS	Training
R-IMATs ≥ 7 Teams Available	
I	1
II	Training
III	3
IV-1	
IV-2	
V	
VI-1	
VI-2	Reconstituting
VII	Training/Exercise
VIII	Training/Exercise
IX-1	Guam/CNMI
IX-2	CA
X	2

REGIONAL BREAKDOWN			
	JFO/VJFO	DR	EM
I	2/0	6	0
II	1/2	3	1
III	1/0	1	0
IV	7/1	16	1
V	1/0	1	0
VI	4/1	6	0
VII	0/0	0	0
VIII	0/1	5	0
IX	0/1	16	2
X	1/1	9	0



IM Workforce

13,503 (+8) Assigned
4,471 (+30) Unavailable
5,670 (+26) Deployed

25% / 3,362 (-48) Available

IM Cadre Availability

16 Cadres ≤ 25% Availability

Civil Rights: 19% (27/141); Disaster Field Training Operations: 22% (20/92); Disability Integration: 5% (3/57); External Affairs: 22% (110/497); Environmental Planning and Historic Preservation: 15% (120/811); Field Leadership: 10% (14/136); Hazard Mitigation: 13% (158/1,238); Human Resources: 14% (22/160); Interagency Recovery Coordination: 15% (44/295); Logistics: 20% (305/1,496); Office of Chief Counsel: 16% (14/87); Operations: 13% (45/349); Public Assistance: 7% (153/2,187); Planning: 10% (45/460); Safety: 8% (6/77); Security: 14% (20/142)

MERS

≥ 66%

36 Assigned
0 Unavailable
3 Deployed

33 Available

US&R

≥ 66%

28 Assigned
2 Unavailable
0 Deployed

26 Available

FCO

≤ 1 Type I

46 Assigned
8 Unavailable
32 (26 FCOR) Deployed

6 Available

Joint Preliminary Damage Assessments

Region	State / Location	Incident	IA	Number of Counties		Start – End
			PA	Requested	Complete	
I	ME	Flooding Apr 30 – May 1	IA	0	0	N/A
			PA	9	0	5/30 – TBD
	NH	Flooding Apr 30 – May 1	IA	0	0	N/A
			PA	10	0	5/24 – TBD
V	MN	Flooding Apr 11-30	IA	0	0	N/A
			PA	34	33	5/15 – TBD
	Prairie Island Indian Community		IA	0	0	N/A
			PA	1	0	5/15 – TBD
VIII	MT	Spring Flooding Apr 10 – May 6	IA	0	0	N/A
			PA	10	10 (+9)	5/30 – 6/6



FEMA

Declaration Request – Iowa

Declaration Type: Emergency Declaration – Iowa

Requested: Jun 7

Incident: Major structural collapse

Incident Period: May 28

Requested:

- **PA:** 1 county



■ PA



FEMA

Declaration Requests in Process – 5

State / Tribe / Territory – Incident Description	Type	IA	PA	HM	Requested
NH – Severe Winter Storm and Snowstorm	DR		X	X	May 12
GA – Severe Storms, Straight-line Winds, Tornadoes, and Flooding	DR	X	X	X	May 26
ND – Flooding	DR		X	X	Jun 2
SD – Flooding	DR		X	X	Jun 2
IA – Major Structural Collapse	EM		X		Jun 7



FEMA

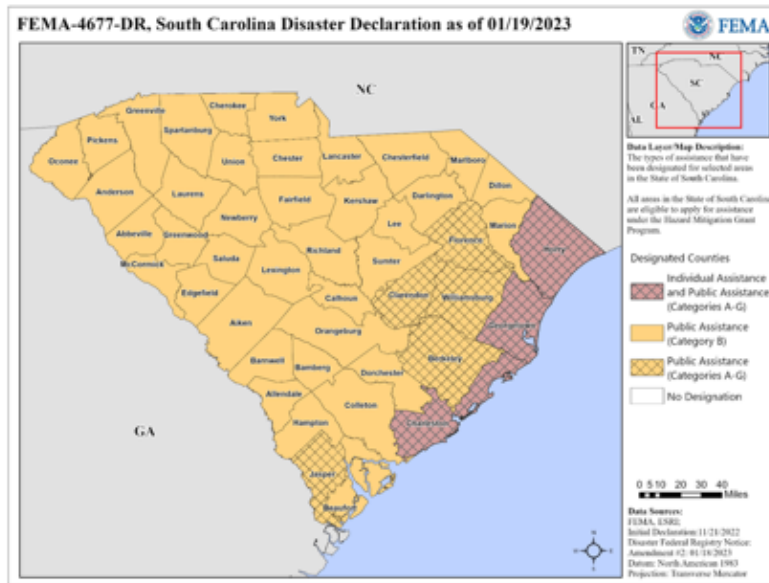
FCO Senior Leadership COP Brief FEMA 4677-DR-SC: Judy Kruger

INDIVIDUAL ASSISTANCE SUMMARY

<p><u>Registrations</u> <8K <i>(60-day period complete)</i></p>	<p><u>Individuals and Households Program</u> \$3M <i>(Month 5 of 18 month active period)</i></p>
<p><u>Small Business Admin Loans</u> >\$2M</p>	<p><u>Housing Assistance</u> >\$2M</p>
<p><u>NFIP Payouts</u> <\$40M</p>	<p><u>Other Needs Assistance</u> >\$400K</p>

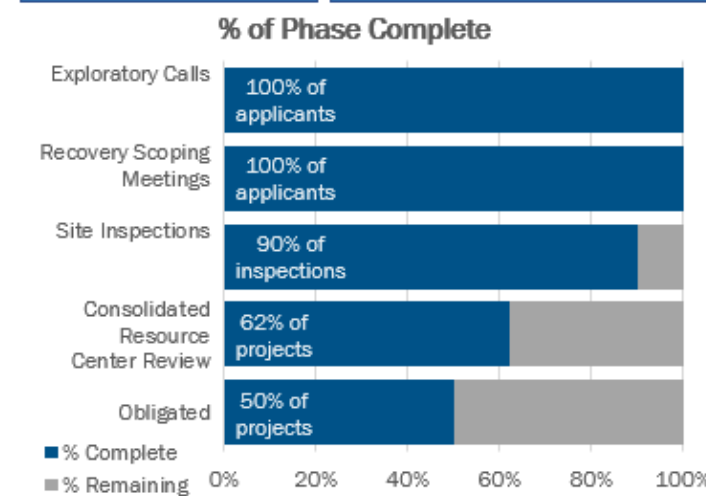
INCIDENT SUMMARY

On November 21, 2022, a Major Disaster Declaration was approved for the State of South Carolina designating Individual Assistance for three counties, Public Assistance, Categories A-G, for seven counties, and Hazard Mitigation statewide.



PUBLIC ASSISTANCE SUMMARY

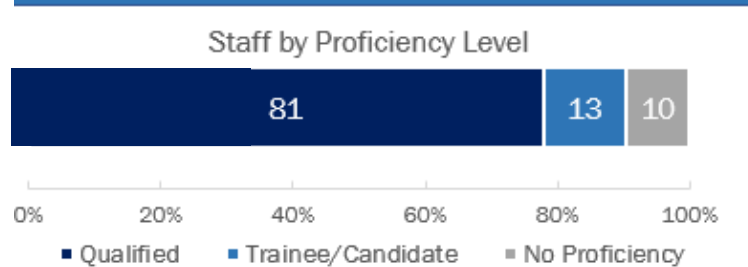
<u>Applicants</u> 79	<u>Projects</u> 175
<u>\$ Obligated</u> \$6M	<u>Life of Disaster</u> \$40M



406 Mitigation HMPs: 3 of 33 C-G projects (9%)

PEAK STAFF SUMMARY

Total Staff: 104 | Coach/Evaluators: 42



FCO ASSESSMENT

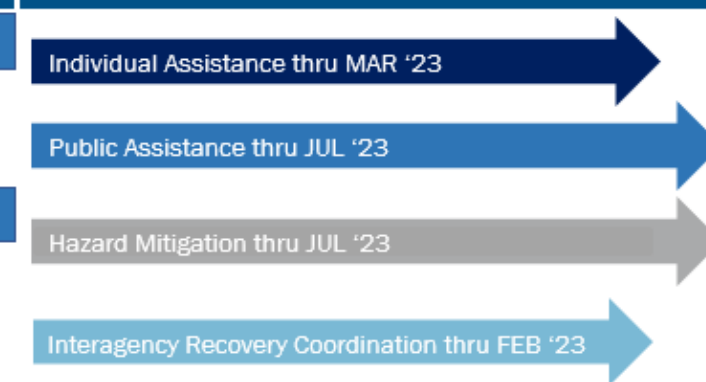
Priorities

- **Focus:** Deliver joint integrated recovery strategies and outcomes focusing on equity and resilience.

Outcomes

- **Community Assistance:** Resilient recovery of SLTT communities

TRANSITION TIMELINE



FCO Senior Leadership COP Brief FEMA 4677-DR-SC: Judy Kruger

Recovery Support Functions (RSFs)

Recovery Outcomes	
Housing	Housing: Adequate, resilient, accessible, and affordable housing
	1 All eligible displaced survivors are in a safe and secure residence prior to the end of the 18-month deadline of the Individuals and Households Program
	2 Survivors can afford post-disaster permanent housing units within the affected community without post-disaster assistance
	3 Post-disaster permanent housing units in the affected community meet or exceed recognized residential codes and standards and incorporate recommended mitigation measures appropriate to the area's hazards (e.g., flooding, fire, high winds), or include resiliency measures
Economic	Economic: Sustainable, diversified and resilient economy
	1 Business activities are resumed and restored, including those local and marginalized businesses and major employers
	2 Local and state government ability to facilitate and regulate business activities is restored
	3 Tax base and revenue streams from businesses are restored
	4 Communities have Comprehensive Economic Development Strategies that measures the recovery process
	5 Financial activities essential to credit and insurance coverage and flows are restored
Community Assistance	Community Assistance: Resilient recovery of SLTT communities
	1 Community Conditions Assessment + Community Profiles
	2 Status of emergency plans, such as the Mitigation plan and Pre-Disaster Recovery Plan
	3 Strategies in place to engage and support long-term recovery of impacted communities
	4 Mitigation measures are implemented to manage and reduce damaging effects of future hazards
	5 Inclusive communications strategy developed for long-term recovery planning or strategy

Recovery Outcomes	
Infrastructure	Infrastructure: Restored, modernized, hardened and resilient systems
	1 Power systems and fuel delivery services have been repaired, modernized, and strengthened for future disasters
	2 Water systems, dams, levees, and service capacities have been repaired, modernized, and strengthened for future disasters
	3 Communications systems and services have been repaired, modernized, and strengthened against future disasters
	4 Public and private transportation systems, to include those supporting marginalized areas are repaired and reliable
	5 Government and PNP facilities have been repaired, modernized and strengthened for future disasters
Health & Social Services	HSS: Sustainable and resilient health education and social service systems
	1 Households have safe drinking water and no hazardous and toxic materials
	2 Healthcare providers have resumed capacity to meet chronic or long-term health needs, as well as primary and emergency care
	3 Ensure survivors are provided necessary behavioral health and disaster case management services.
	4 Social Assistance programs that support vulnerable populations, e.g., have resumed delivery of financial and other material support and services to vulnerable segments of the community's population
	5 Schools are fully operational & providing full academic programs and can provide a safe, sanitary, and supportive environment
Natural Cultural Resources	NCR: Rehabilitated, restored, preserved, and conserved resources
	1 Natural resources in the affected community, to include socially marginalized, have been restored to protect people and ecosystems
	2 Resources associated with recreation and tourism have been renourished, and public accessibility restored
	3 Access to raw material and other commodities that sustain the local economy has been restored
	4 Sites and artifacts associated with the community's heritage and identity have been stabilized/protected, and public accessibility to these sites has been restored



COMMUNITY ASSISTANCE: Resilient recovery of SLTT communities

Outcome Indicator (C3): Strategies in place to engage and support long-term recovery of impacted communities

- Disaster Recovery Registration Events
 - Focus of mission was in areas with high SVI to include veterans, **Gullah Geechee community**, and **low broadband access**
 - **AME Church in Georgetown County** was a convenient location for survivors
 - **Coordination with Civil Rights Advisor** resulted in registration intake events for socially vulnerable populations
- Voluntary Agency Liaison
 - Trident VOAD (**10 community groups**) had become inactive since COVID and were revitalized due to efforts of the State and Voluntary Agency Liaisons
 - **Increased resiliency and recovery capabilities** from future events
- Integrated Recovery Coordination Efforts
 - Created **five** dynamic resource dashboards established as part of the **Disaster resource library online repository**
 - **Philanthropic Advisor** identified community assistance philanthropic resources for recovery and resilience projects

Outcome Indicator (C4): Mitigation measures are implemented to manage and reduce damaging effects of future hazards

- Hazard Mitigation **Community Education Outreach**
 - Mitigation and recovery for flood plain management
 - **Home improvement stores**
 - **Citizens educated: 1,218**
- Small Business Administration
 - Promoting **hazard mitigation loans** for survivors at DRCs, special events



FEMA

Helping people before, during, and after disasters.



Scan to subscribe to this briefing.