

FEMA National Watch Center

Daily Operations Briefing

Saturday, June 7, 2025

8:30 a.m. ET



FEMA

National Current Ops / Monitoring

New Significant Incidents / Ongoing Ops

- No new significant incidents / operations

Hazard Monitoring

- Severe Thunderstorms – Southern Plains to Southeastern U.S.
- Heavy Rain / Flash Flooding – Lower Mississippi Valley
- Tropical Activity:
 - Eastern Pacific:
 - Disturbance 1: High (90%)
 - Disturbance 2: High (80%)
 - Disturbance 3: Low (20%)

Disaster Declaration Activity

- No new declaration activity

Event Monitoring

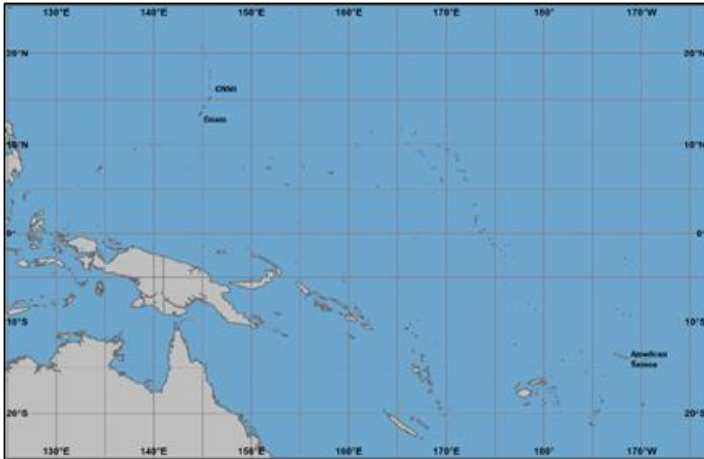
- No new significant events



FEMA

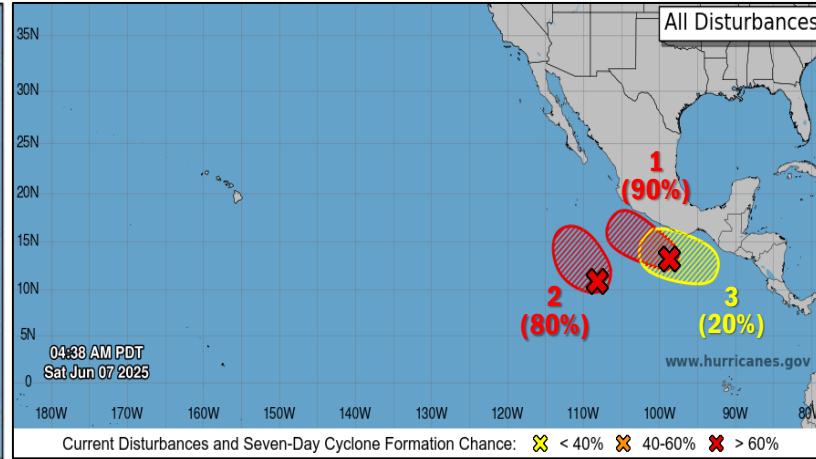
Tropical Outlook

Western Pacific



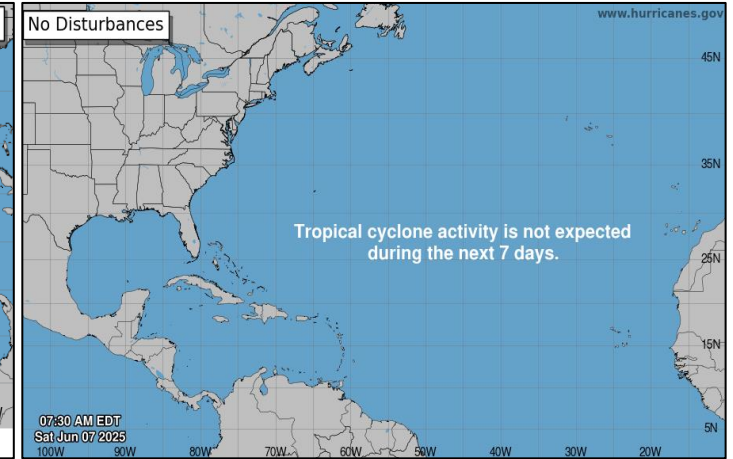
- No tropical cyclones threatening the U.S. territories

Central and Eastern Pacific



- **Disturbance 1:** (as of 8:00 a.m. ET)
 - Located S of southern Mexico
 - Moving WNW at 10-15 mph
 - A tropical depression is likely to form over the weekend
 - Formation chance:
 - 48-hour: High (90%)
 - 7-day: High (90%)
- **Disturbance 2:** (as of 8:00 a.m. ET)
 - Located offshore of Southwestern Mexico
 - A tropical depression could form over the weekend or early next week
 - Formation chance:
 - 48-hour: High (70%)
 - 7-day: High (80%)
- **Disturbance 3:** (as of 8:00 a.m. ET)
 - South of the Gulf of Tehuantepec
 - Environmental conditions appear conducive for some gradual development of this system
 - Formation chance:
 - 48-hour: Low (0%)
 - 7-day: Low (20%)

Atlantic

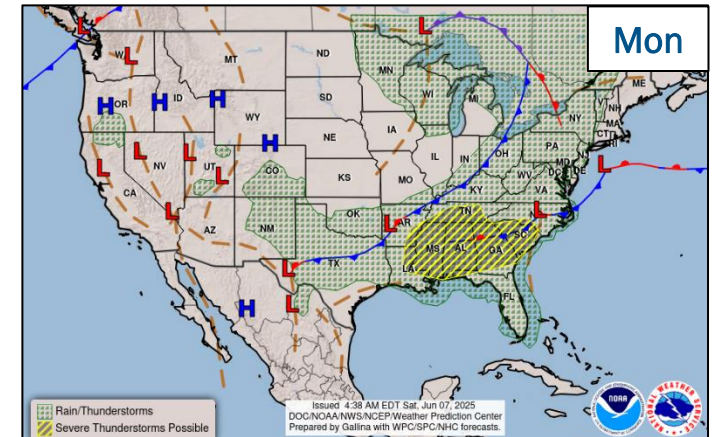
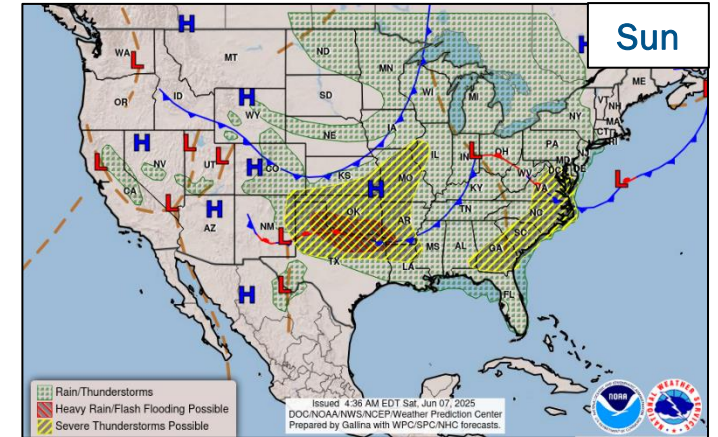
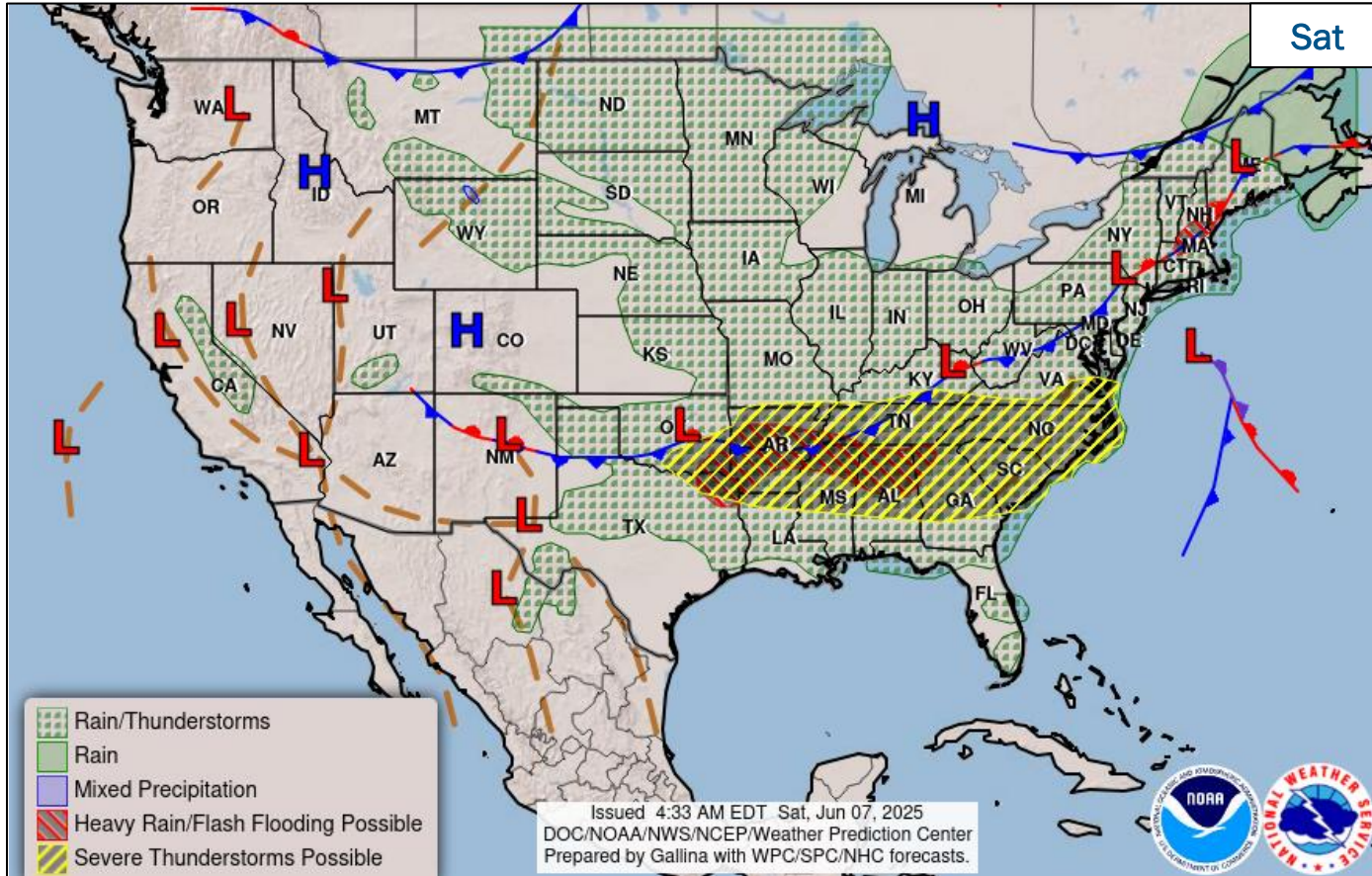


- No tropical cyclones are expected during the next 7 days



FEMA

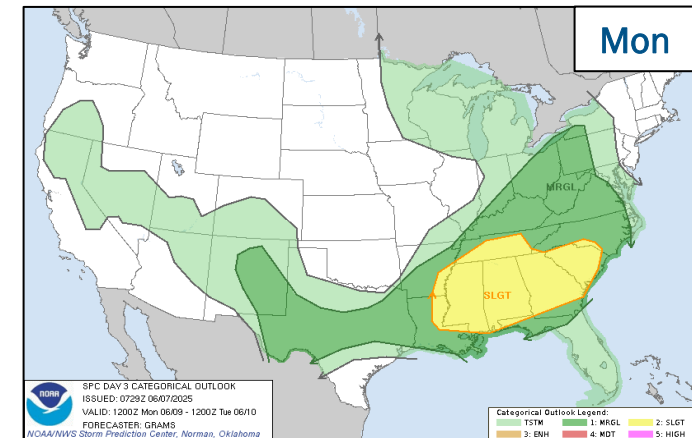
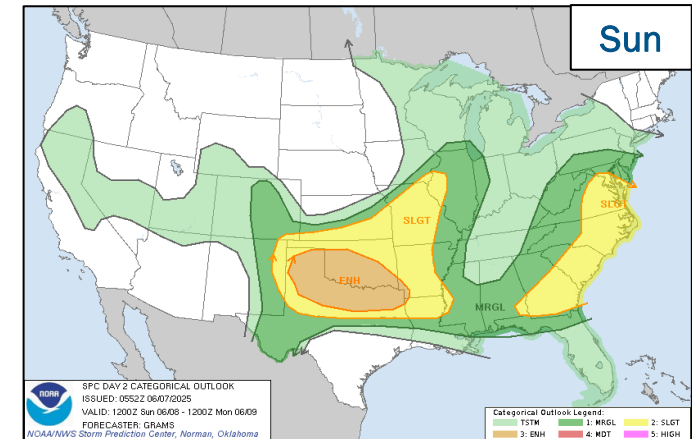
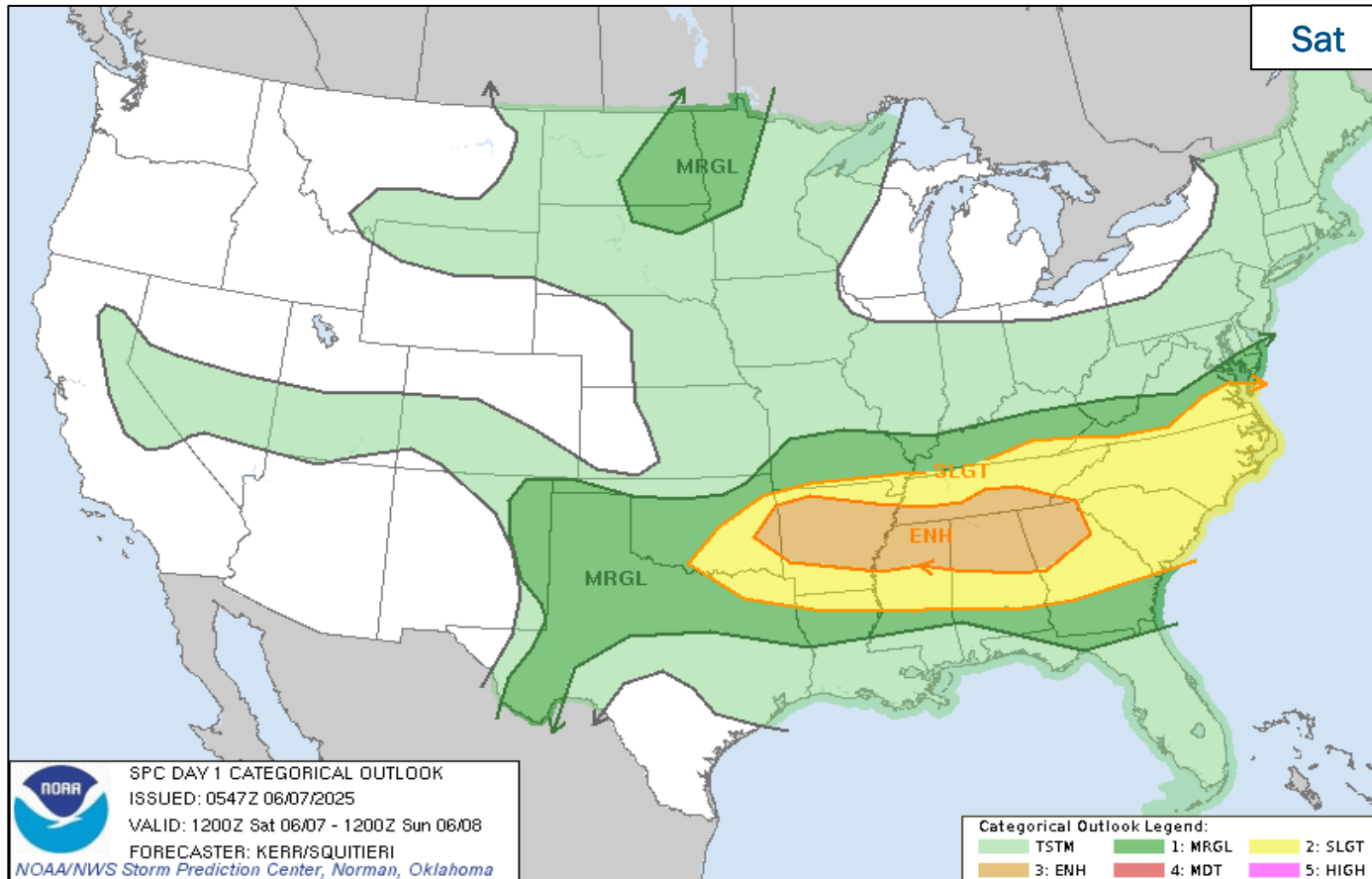
National Weather Forecast



FEMA

National Watch Center

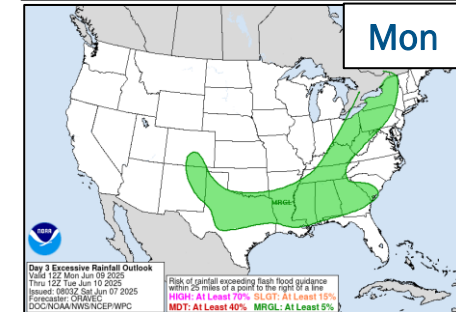
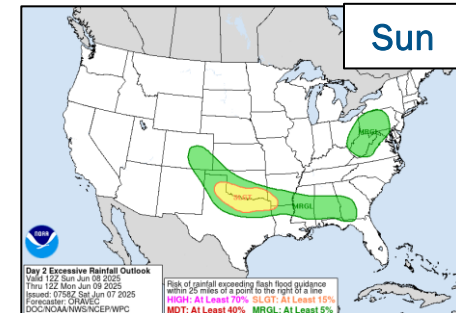
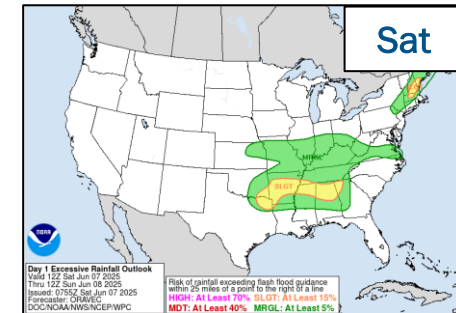
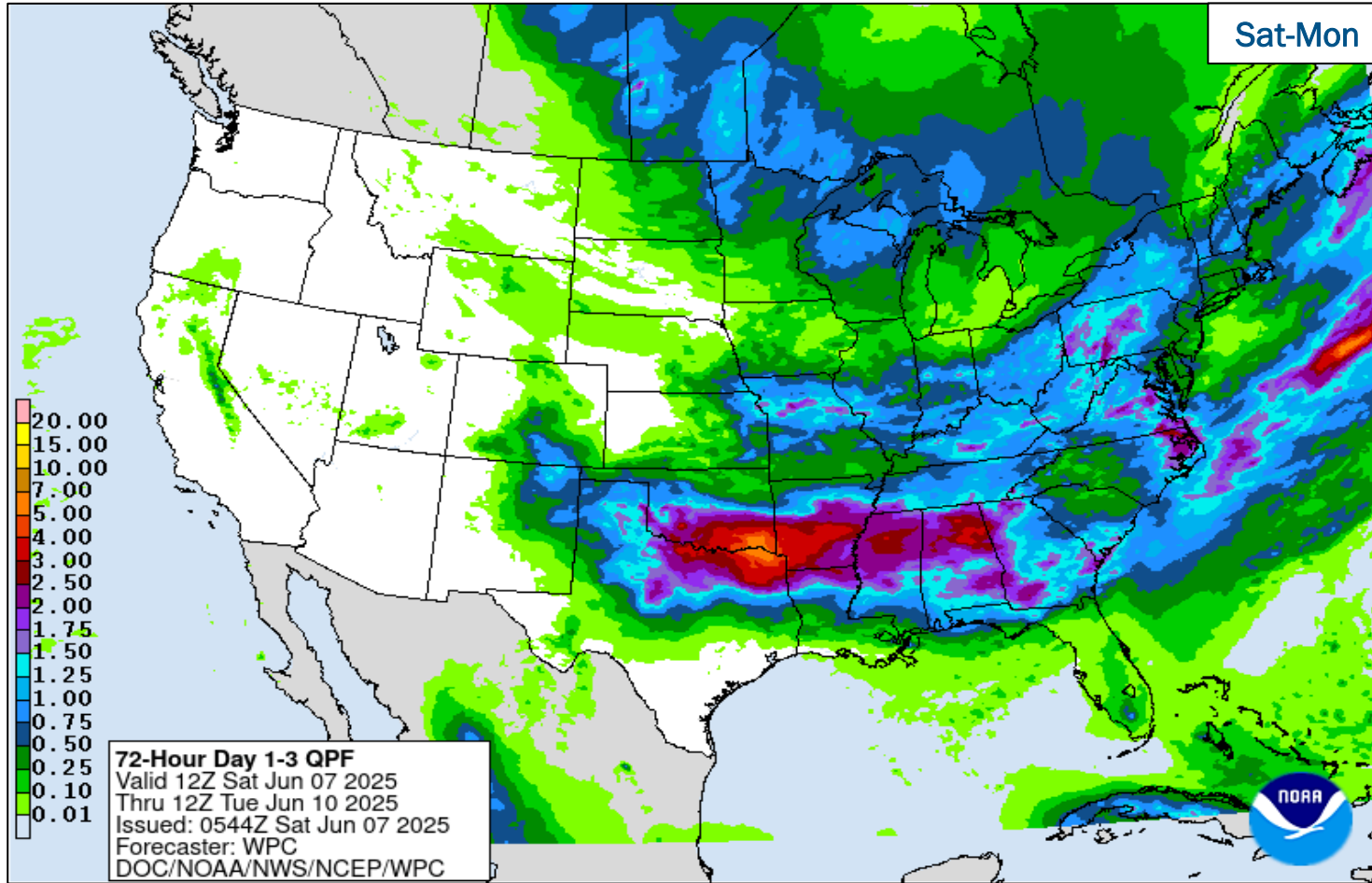
Severe Weather Outlook



FEMA

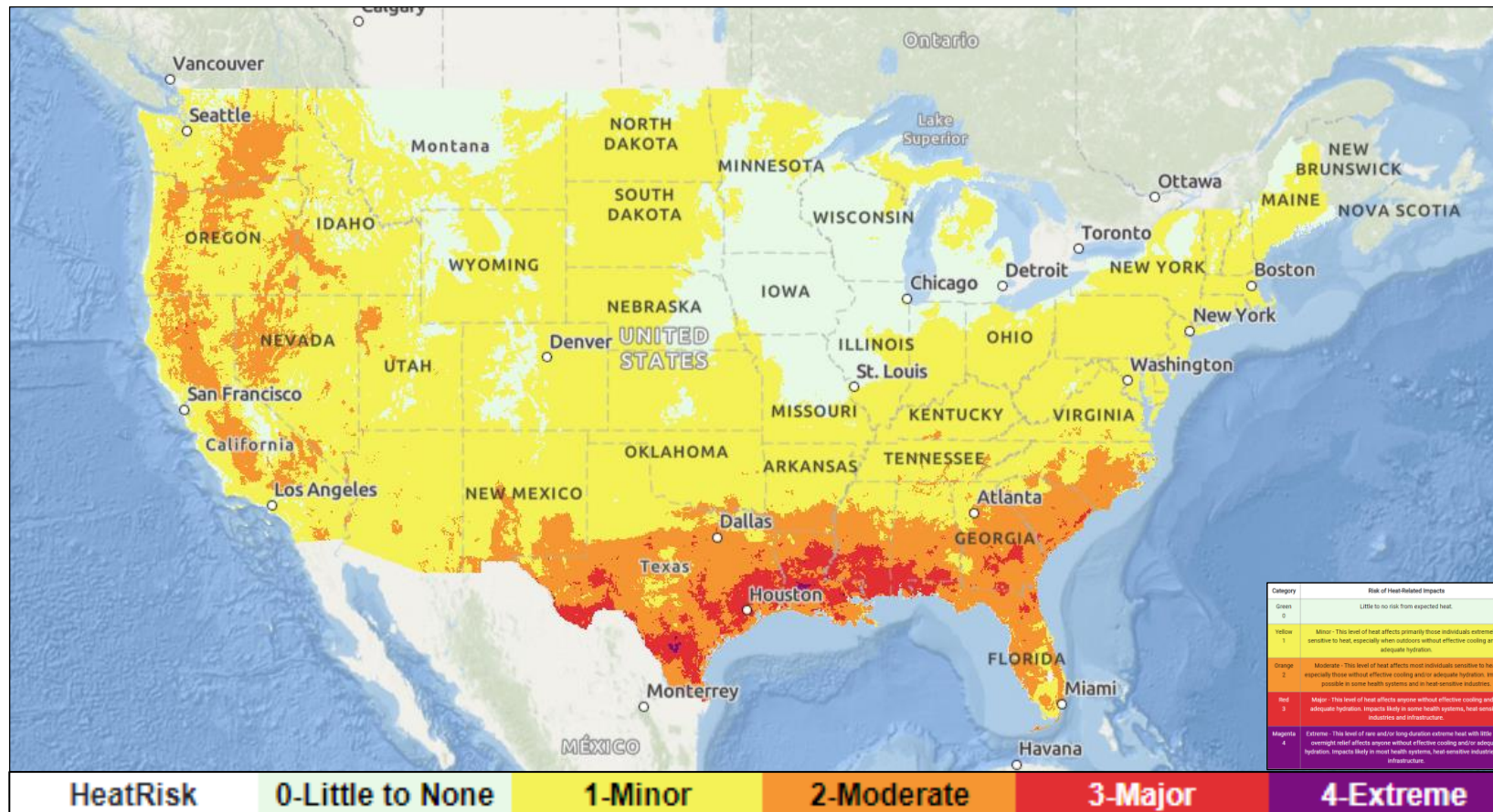
National Watch Center

Precipitation & Excessive Rainfall



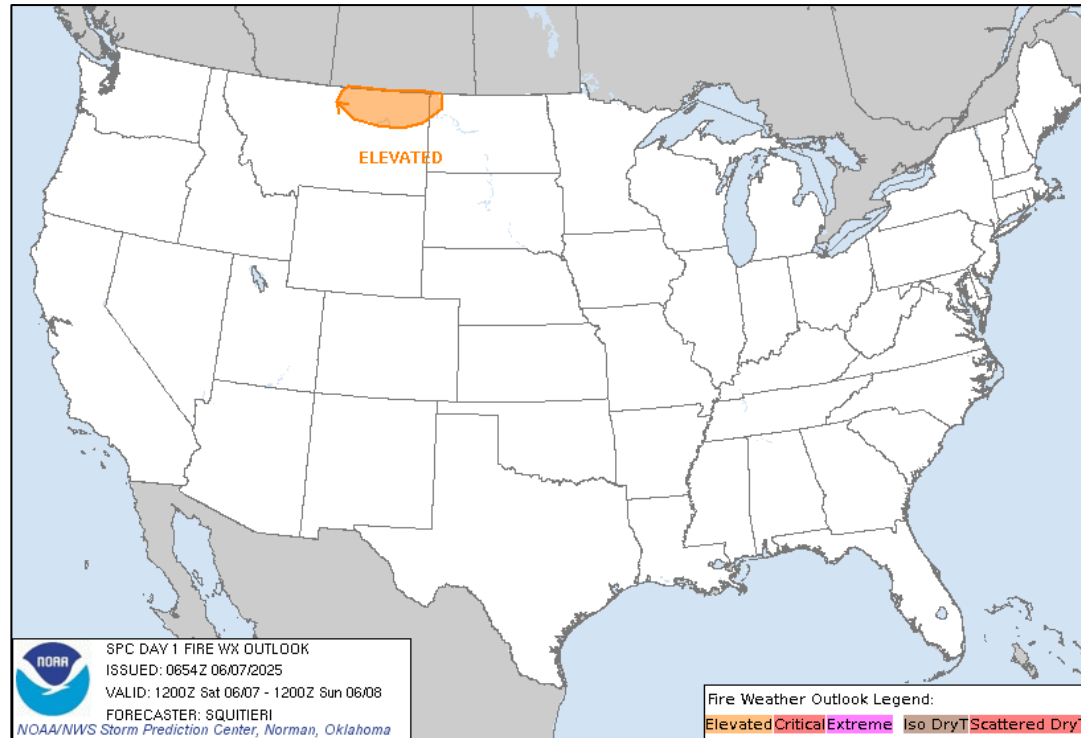
FEMA

National Heat Risk – June 7

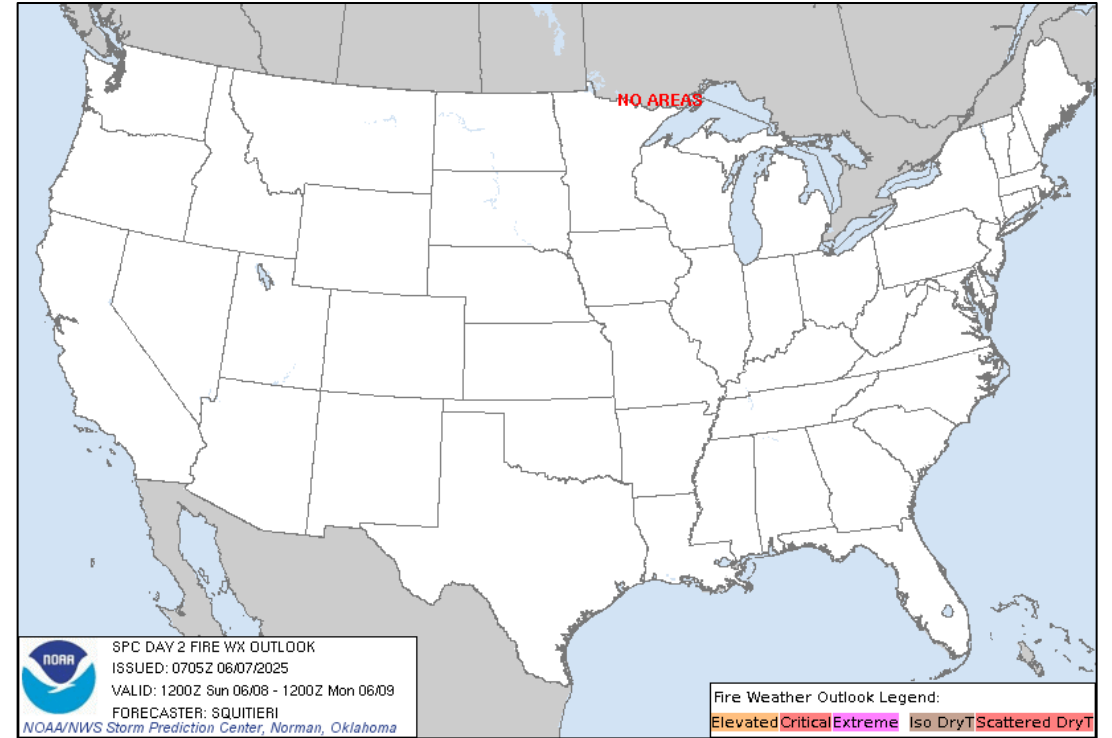


FEMA

Fire Weather Outlook



Today



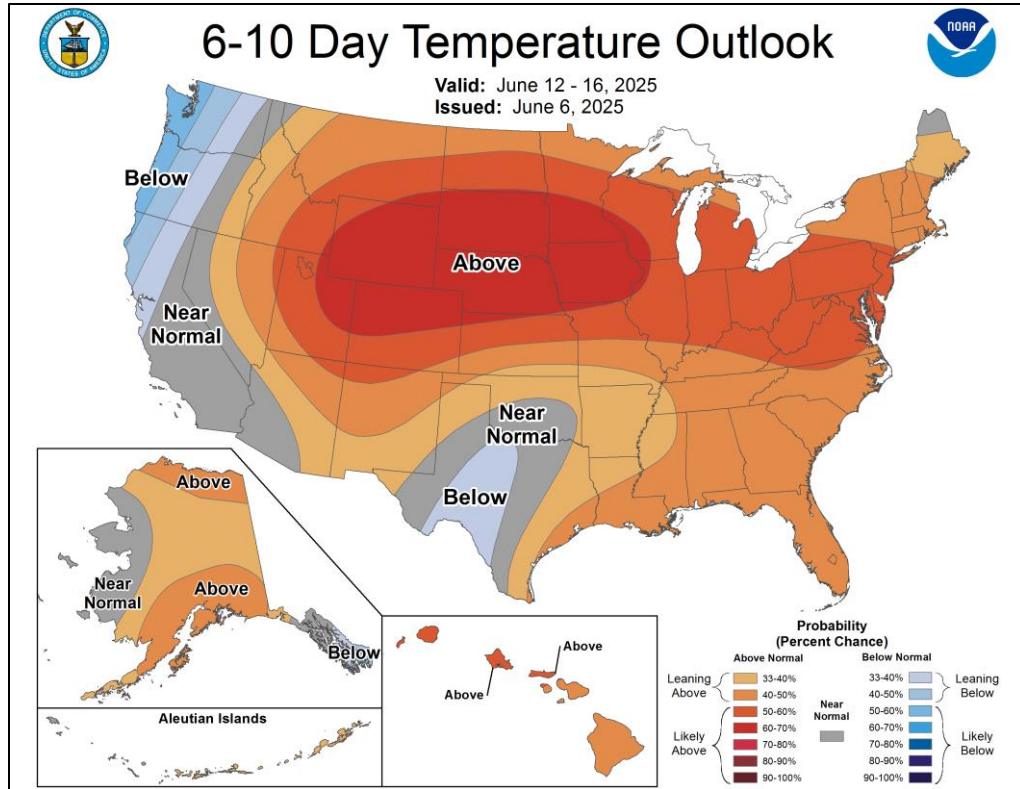
Tomorrow



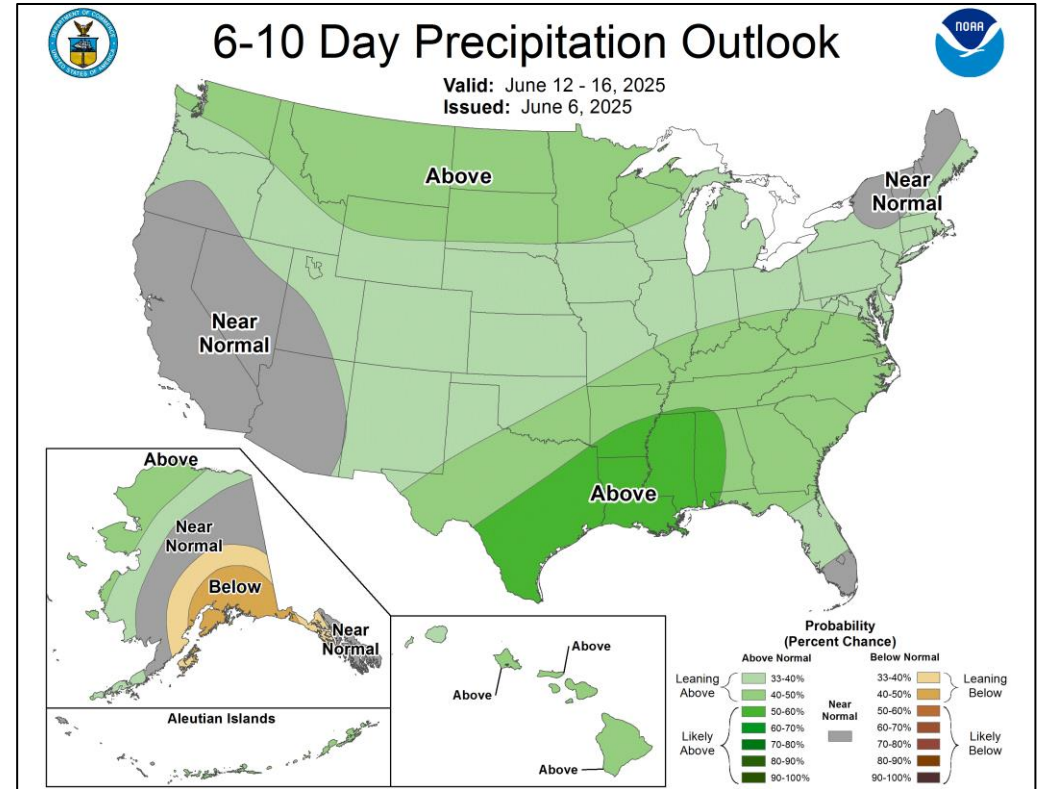
FEMA

National Watch Center

Long Range Outlooks – Jun 12-16



6-10 Day Temperature Probability



6-10 Day Precipitation Probability


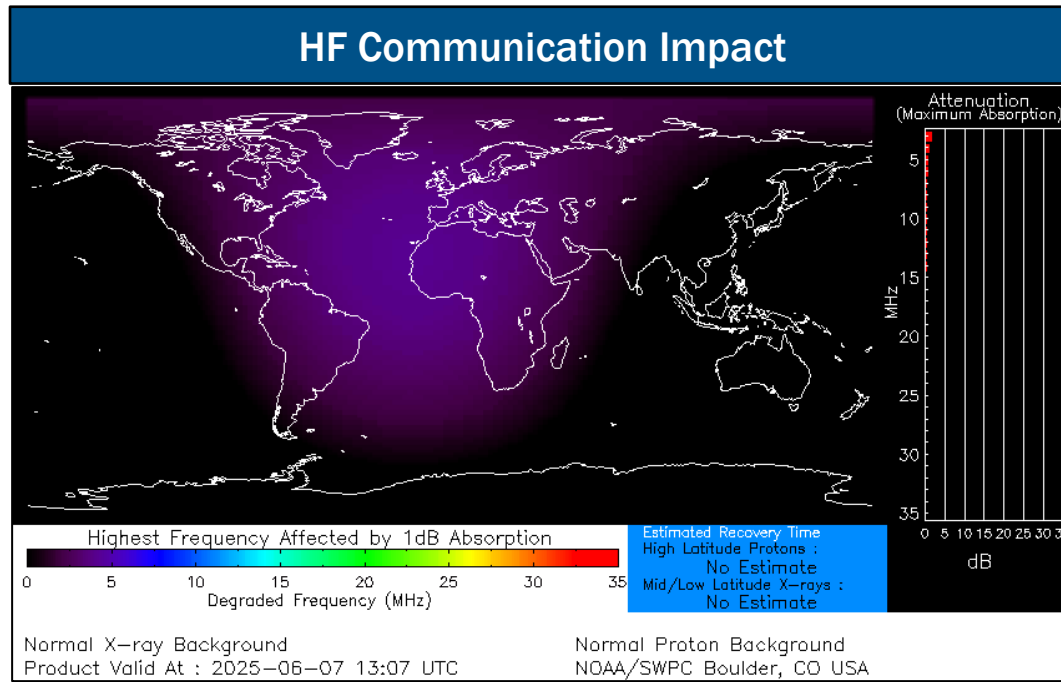


FEMA

Space Weather Outlook

| Minor | Space Weather Activity | Geomagnetic Storms | Solar Radiation | Radio Blackouts |
|---------------|------------------------|--------------------|-----------------|-----------------|
| Past 24 Hours | None | None | None | None |
| Next 24 Hours | Minor | G1 | None | None |

For further information on NOAA Space Weather Scales refer to: <http://www.swpc.noaa.gov/noaa-scales-explanation>
 For further information on Sunspot Activity refer to: <https://www.swpc.noaa.gov/phenomena/sunspotssolar-cycle>



FEMA

FEMA Common Operating Picture

23 Joint Field Offices **80 + 8** Major Disasters **10** Direct Housing Missions **14** RSF-Supported Disasters **6** Joint Recovery Offices

Saturday
June 7, 2025
8:30 a.m. ET

FEMA HQ

| | |
|------------|--------------|
| NWC | NRCC |
| Monitoring | Steady State |

FEMA REGIONS

| Watch | RRCC | |
|------------|------|----------|
| Monitoring | I | Rostered |
| Monitoring | II | Rostered |
| Monitoring | III | Rostered |
| Monitoring | IV | Rostered |
| Monitoring | V | Rostered |
| Monitoring | VI | Rostered |
| Monitoring | VII | Rostered |
| Monitoring | VIII | Rostered |
| Monitoring | IX | Rostered |
| Monitoring | X | Rostered |

Notes:

NRCC/RWCs/RRCCs:
• *R2/R7 IMAT: Training (available for deployment)

State EOCs:
• AZ/HI/TX: Wildfires
• MO/NC/OK/KS: Severe Weather
• FL/KY/TN: Previous Incidents
• MD/WV: Flooding
• DC: U.S. Army Birthday

Volunteer Force

| | |
|----------|----------|
| Rostered | Deployed |
| 7,985 | 4 |

Surge Capacity Force

| | |
|----------|----------|
| Rostered | Deployed |
| 8,492 | 0 |

N-IMATs

2-5 Teams Available

| | |
|-------|--|
| Red | |
| White | |
| Blue | |
| Gold | |
| HS | |

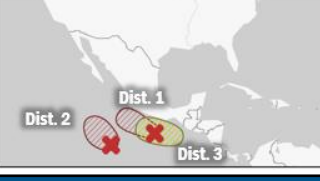
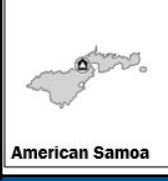
R-IMATs

4-6 Teams Available

| | |
|------|------------------|
| I | |
| II | *AL (Jun 1) |
| III | 2 |
| IV-1 | MS (May 28) |
| IV-2 | KY (Feb 16) |
| V | 3 |
| VI-1 | AR (May 15) |
| VI-2 | OK (May 27) |
| VII | 1 / Demobilizing |
| VIII | Reconstituting |
| IX-1 | CA (Jan 8) |
| IX-2 | CA (Mar 6) |
| X | MO (May 28) |

| |
|---------------------------------|
| Fully Mission Capable (FMC) |
| Partially Mission Capable (PMC) |
| Not Mission Capable (NMC) |
| Deployed |

| REGIONAL BREAKDOWN | | | | |
|--------------------|-----|----|----|-----|
| | JFO | DR | EM | JRO |
| I | 2 | 6 | 0 | 0 |
| II | 0 | 0 | 0 | 2 |
| III | 2 | 8 | 1 | 0 |
| IV | 7 | 26 | 7 | 1 |
| V | 0 | 0 | 0 | 0 |
| VI | 4 | 10 | 0 | 3 |
| VII | 4 | 19 | 0 | 0 |
| VIII | 1 | 1 | 0 | 0 |
| IX | 2 | 5 | 0 | 0 |
| X | 1 | 5 | 0 | 0 |



Oakland, CA
DR-4482-CA
• R-IX IMAT-2

Pasadena, CA
DR-4856-CA
• R-IX IMAT-1

Oklahoma City, OK
DR-4866-OK
• R-VI IMAT-2

Sherwood, AR
DR-4865-AR
• R-VI IMAT-1
• MERS

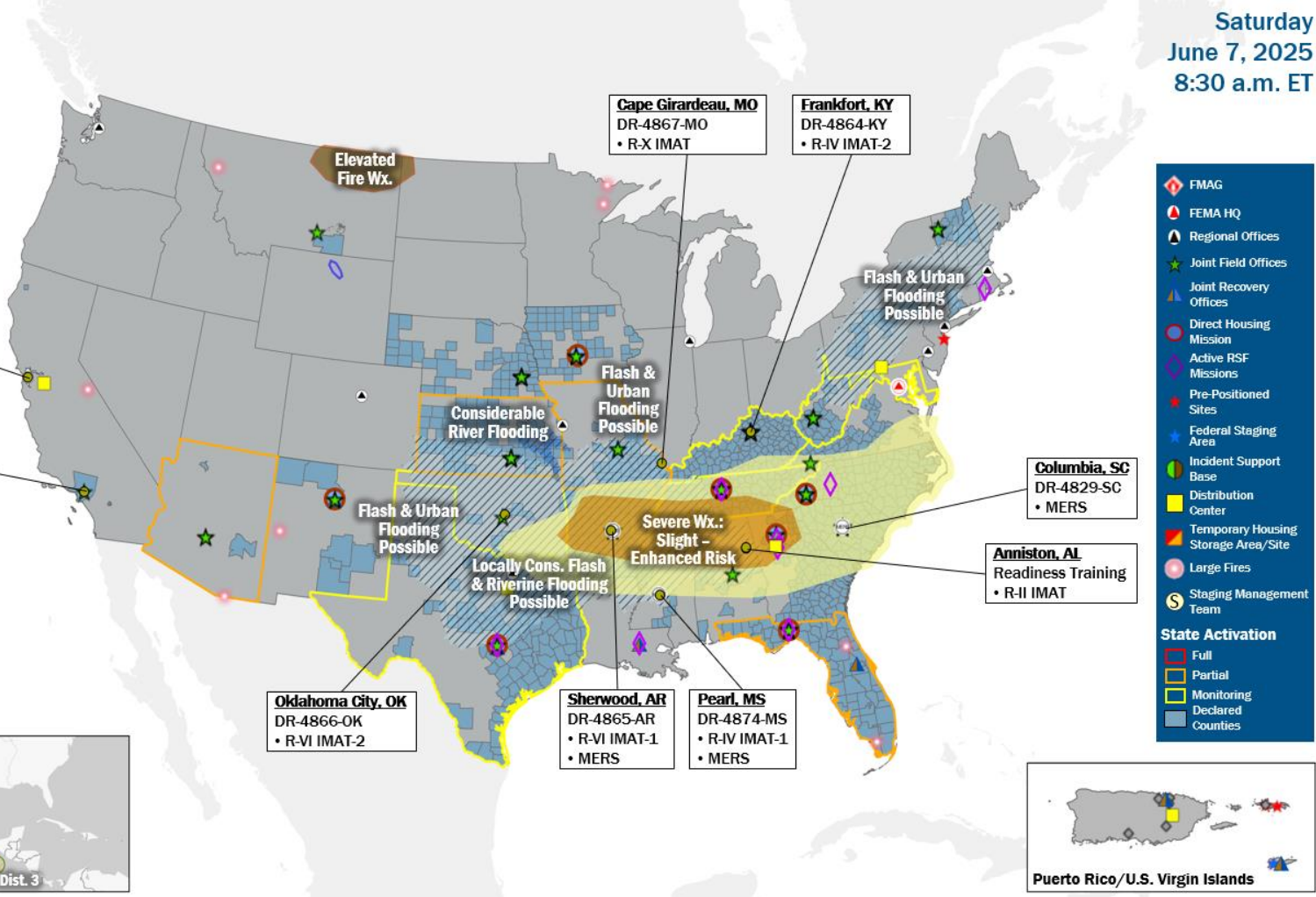
Pearl, MS
DR-4874-MS
• R-IV IMAT-1
• MERS

Cape Girardeau, MO
DR-4867-MO
• R-X IMAT

Frankfort, KY
DR-4864-KY
• R-IV IMAT-2

Columbia, SC
DR-4829-SC
• MERS

Anniston, AL
Readiness Training
• R-II IMAT



Legend:

- FMAG
- FEMA HQ
- Regional Offices
- Joint Field Offices
- Joint Recovery Offices
- Direct Housing Mission
- Active RSF Missions
- Pre-Positioned Sites
- Federal Staging Area
- Incident Support Base
- Distribution Center
- Temporary Housing Storage Area/Site
- Large Fires
- Staging Management Team

State Activation:

- Full
- Partial
- Monitoring
- Declared
- Counties

IM Workforce

12,911 (-4) Assigned
4,978 (-3) Unavailable
6,247 (+69) Deployed

13% / 1,686 (-70) Available

IM Cadre Availability

20 Cadres ≤ 25% Availability

Alternative Dispute Resolution: 15% (5/33); Civil Rights: 12% (18/152); Disaster Field Training Operations: 18% (12/68); Disability Integration: 7% (2/28); Disaster Survivor Assistance: 13% (152/1,126); External Affairs: 8% (29/342); Environmental Planning and Historic Preservation: 7% (52/786); Field Leadership: 4% (6/141); Financial Management: 15% (30/203); Hazard Mitigation: 8% (79/967); Human Resources: 15% (24/165); Individual Assistance: 11% (285/2,493); Interagency Recovery Coordination: 17% (45/271); Information Technology: 12% (78/651); Logistics: 16% (256/1,609); Operations: 8% (31/394); Public Assistance: 10% (221/2,209); Planning: 4% (16/427); Safety: 5% (5/92); Security: 9% (11/117)

MERS

≥ 66%

33 Assigned
3 Unavailable
3 (+1) Deployed

27 (-1) Available

US&R

≥ 66%

28 Assigned
1 Unavailable
0 Deployed

27 Available

FCO

≤ 1 Type I

44 Assigned
0 Unavailable
39 (-1)(22(-2)FCOR) Deployed

5 (+1) Available

Joint Preliminary Damage Assessments

| Region | State / Location | Incident | IA | Number of Counties | | Start - End |
|--------|------------------|---|----|--------------------|----------|-------------|
| | | | PA | Requested | Complete | |
| III | MD | Severe Storms and Flooding May 13-14 | IA | 0 | 0 | N/A |
| | | | PA | 2 | 0 | 5/28 - TBD |
| VI | OK | Severe Storms and Flooding Apr 19 and continuing | IA | 0 | 0 | N/A |
| | | | PA | 24 | 21 | 5/28 - TBD |
| VII | KS | Severe Thunderstorms, Straight-line Winds, Tornadoes, and Flooding May 18-19 | IA | N/A | N/A | N/A |
| | | | PA | 11 | 0 | 6/6 - TBD |
| | MO | Severe Storms and Flooding May 23-26 | IA | N/A | N/A | N/A |
| | | | PA | 5 | 0 | 6/10 - TBD |
| VIII | CTM* | Severe Storms and Flooding May 14-23 | IA | 0 | 0 | N/A |
| | | | PA | 1 | 0 | 6/9 - TBD |

*Crow Tribe of Montana



FEMA

National Watch Center

Declaration Requests in Process – 11

| State / Tribe / Territory – Incident Description | Type | IA | PA | HM | Requested |
|--|--------------------|----|-------------------|-------------------|------------------------|
| MI – Severe Winter Storm | EM | | X | | Apr 11 |
| TN – Severe Storms, Straight-line Winds, Tornadoes, and Flooding | DR | X | X | X | Apr 17 |
| WA – Severe Storms, Straight-line Winds, Flooding, Landslides and Mudslides (Appeal) | DR | | X | X | May 7 |
| MI – Severe Winter Storm | DR | X | X | X | May 16 |
| MO – Severe Storms, Straight-line Winds, Tornadoes, and Flooding | EM | | X | | May 19 |
| MO – Severe Storms, Straight-line Winds, Tornadoes, and Flooding | DR | | X | X | May 19 |
| OR – Severe Storms, Flooding , Landslides, Mudslides | DR | X | X | X | May 19 |
| OR – Severe Storms and Flooding | DR | X | | X | May 19 |
| MO – Severe Storms, Straight-line Winds, Tornadoes, and Flooding | DR | X | | X | May 25 |
| IN – Severe Storms, Straight-line Winds, Tornadoes, and Flooding | DR | X | X | X | May 28 |
| KY – Severe Winter Storm (Appeal) | DR | | X | X | June 4 |



FEMA



FEMA

Helping people before, during, and after disasters.



Scan to subscribe to this briefing.