

FEMA National Watch Center

Daily Operations Briefing

Thursday, June 6, 2024

8:30 a.m. ET



FEMA

National Current Ops / Monitoring

New Significant Incidents / Ongoing Ops

- No new significant incidents / operations

Hazard Monitoring

- Excessive Heat – California and Southwest

Disaster Declaration Activity

- Request: Major Disaster Declaration – SC
- Amendment No. 1 to FEMA-4788-DR-AR

Event Monitoring

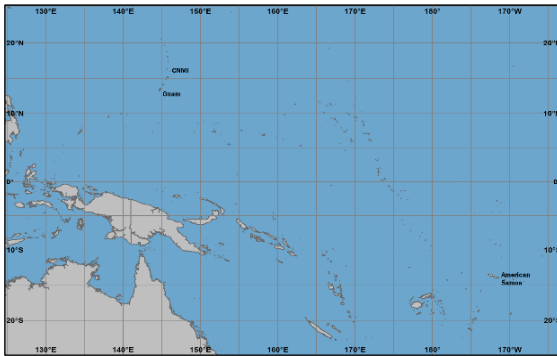
- No new significant events



FEMA

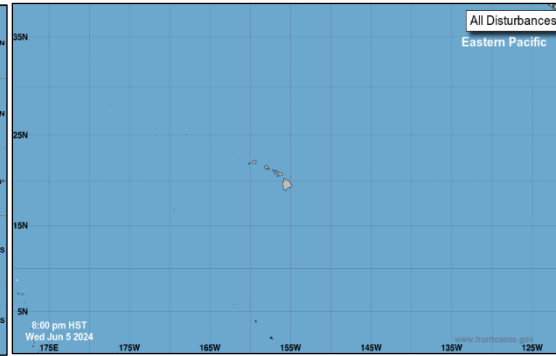
Tropical Outlook

Western Pacific



- No areas of concern for Guam, the Commonwealth of Northern Mariana Islands or American Samoa

Central Pacific



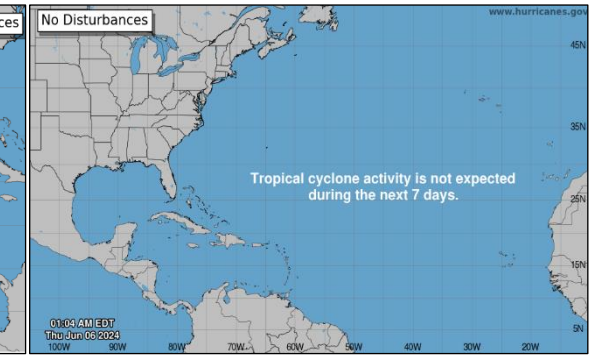
- No tropical cyclones expected during the next 7 days

Eastern Pacific



- No tropical cyclones expected during the next 7 days

Atlantic



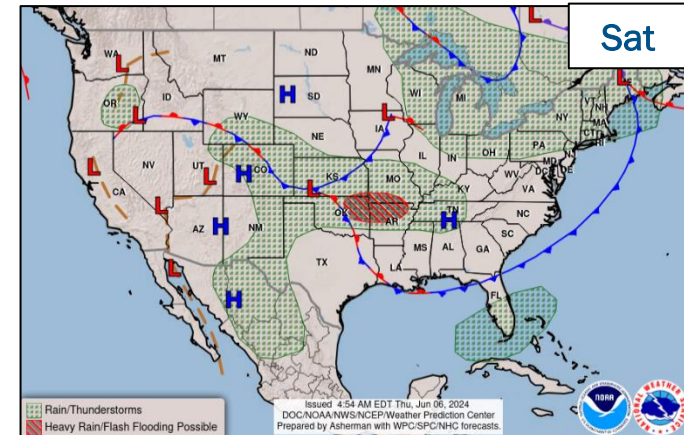
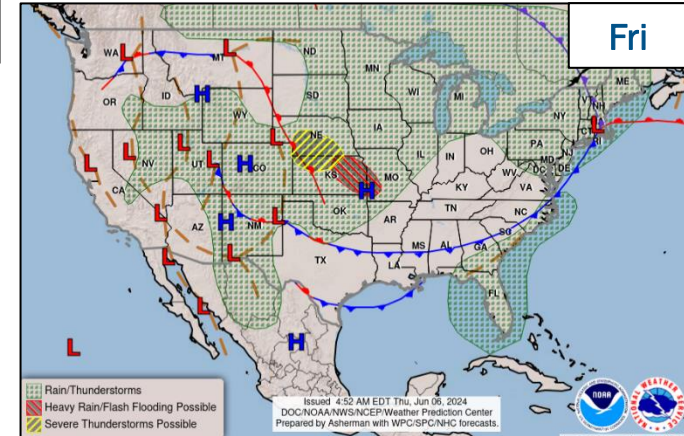
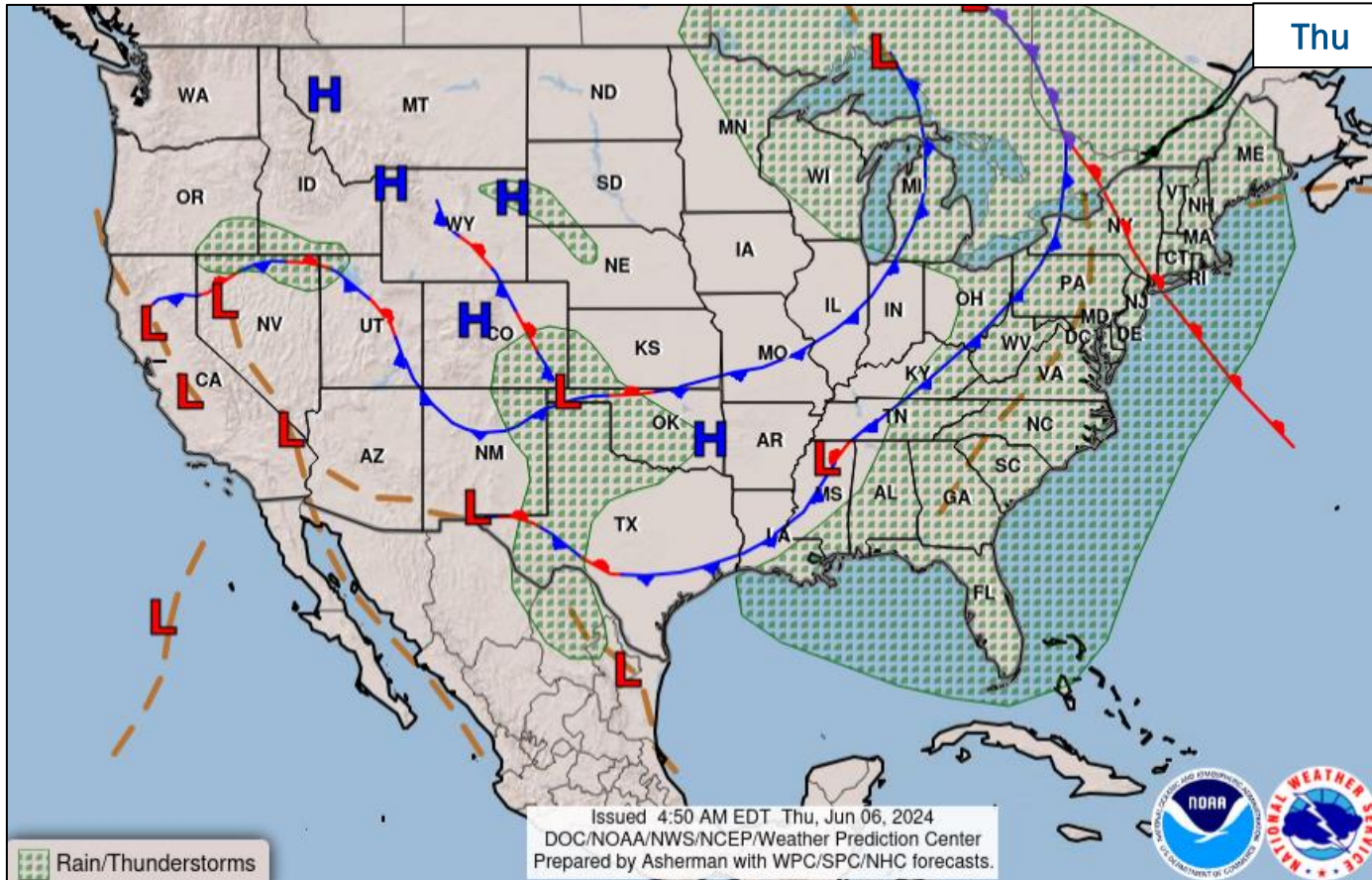
- No tropical cyclones expected during the next 7 days



FEMA

National Watch Center

National Weather Forecast



FEMA

National Watch Center

Excessive Heat – Jun 6-7

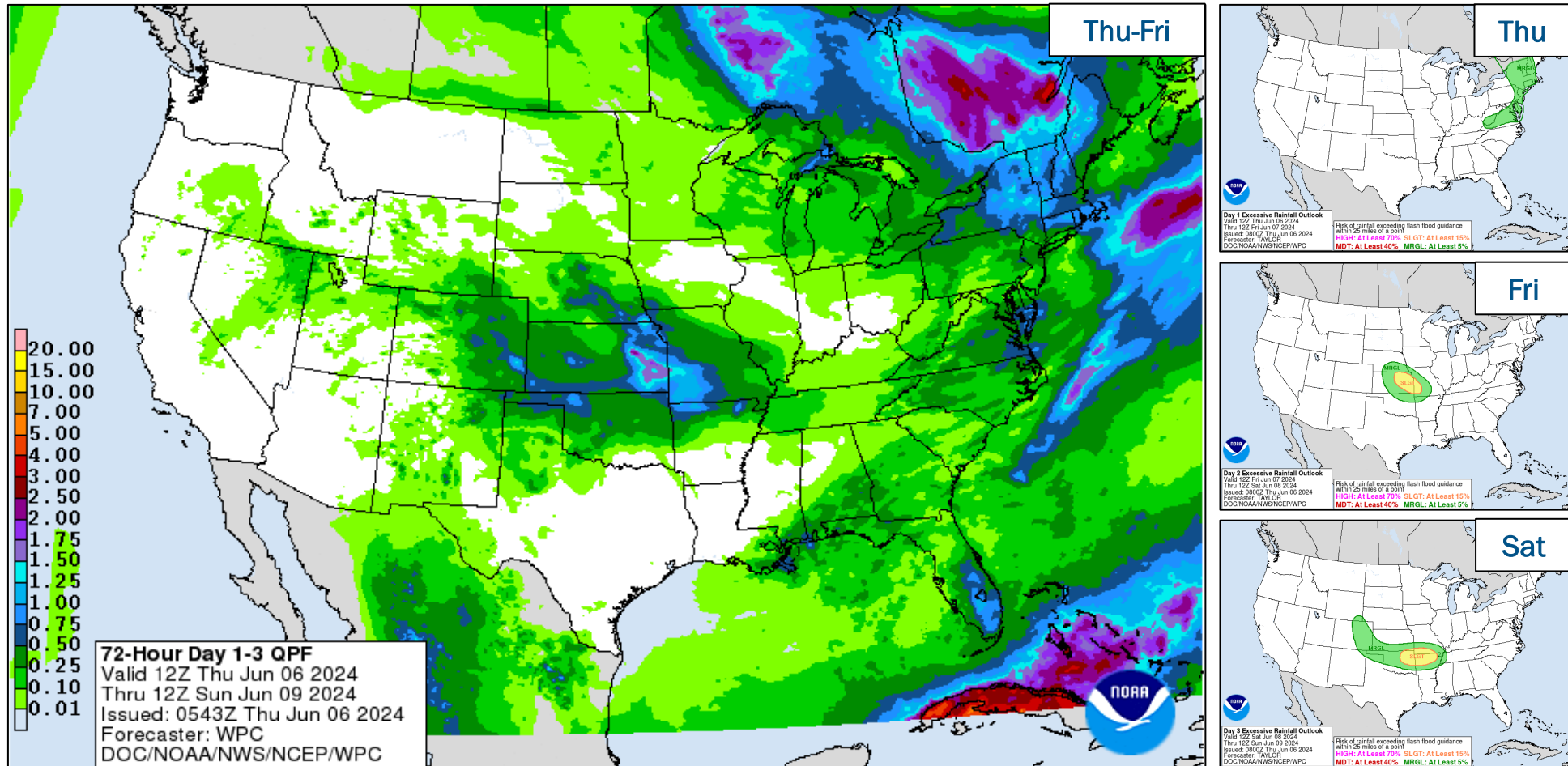


18.7M people are under an Excessive Heat Warning in California and Arizona



FEMA

Precipitation & Excessive Rainfall



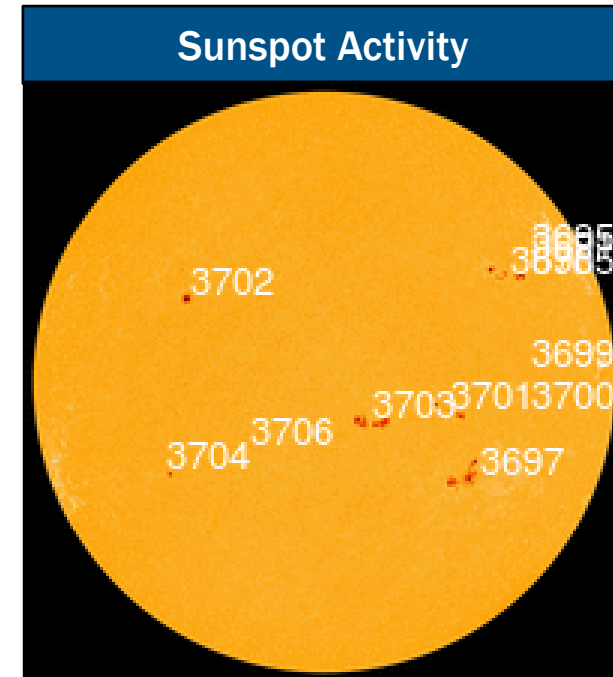
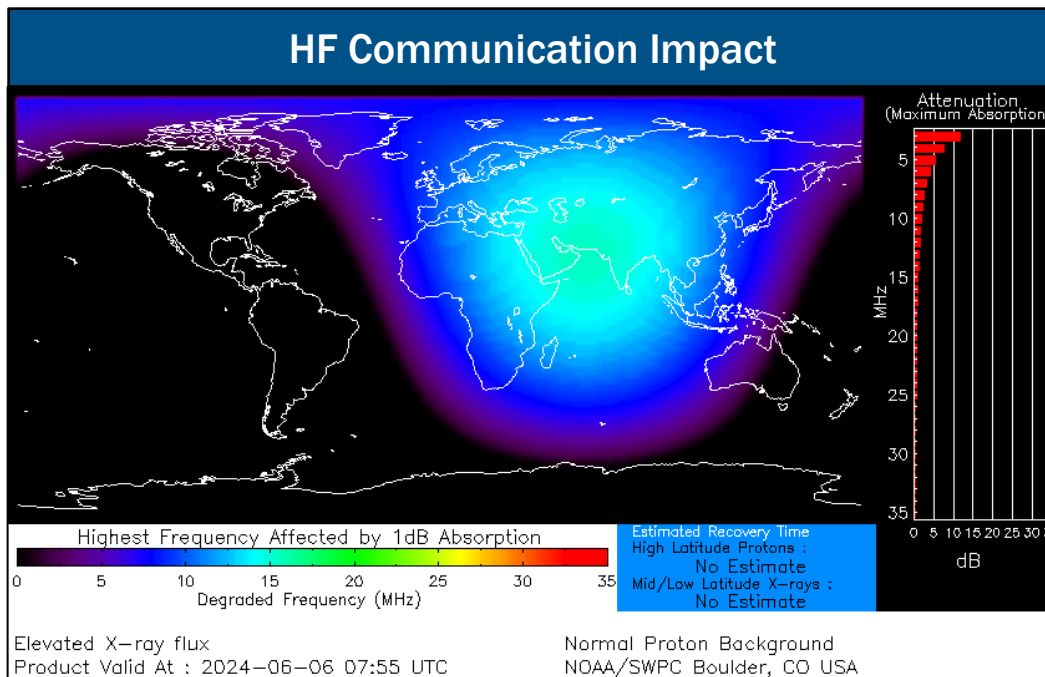
FEMA

National Watch Center

Space Weather Outlook

Minor	Space Weather Activity	Geomagnetic Storms	Solar Radiation	Radio Blackouts
Past 24 Hours	Minor	None	None	R1
Next 24 Hours	Moderate	None	None	R2

For further information on NOAA Space Weather Scales refer to: <http://www.swpc.noaa.gov/noaa-scales-explanation>
 For further information on Sunspot Activity refer to: <https://www.swpc.noaa.gov/phenomena/sunspotssolar-cycle>



FEMA

FEMA Common Operating Picture

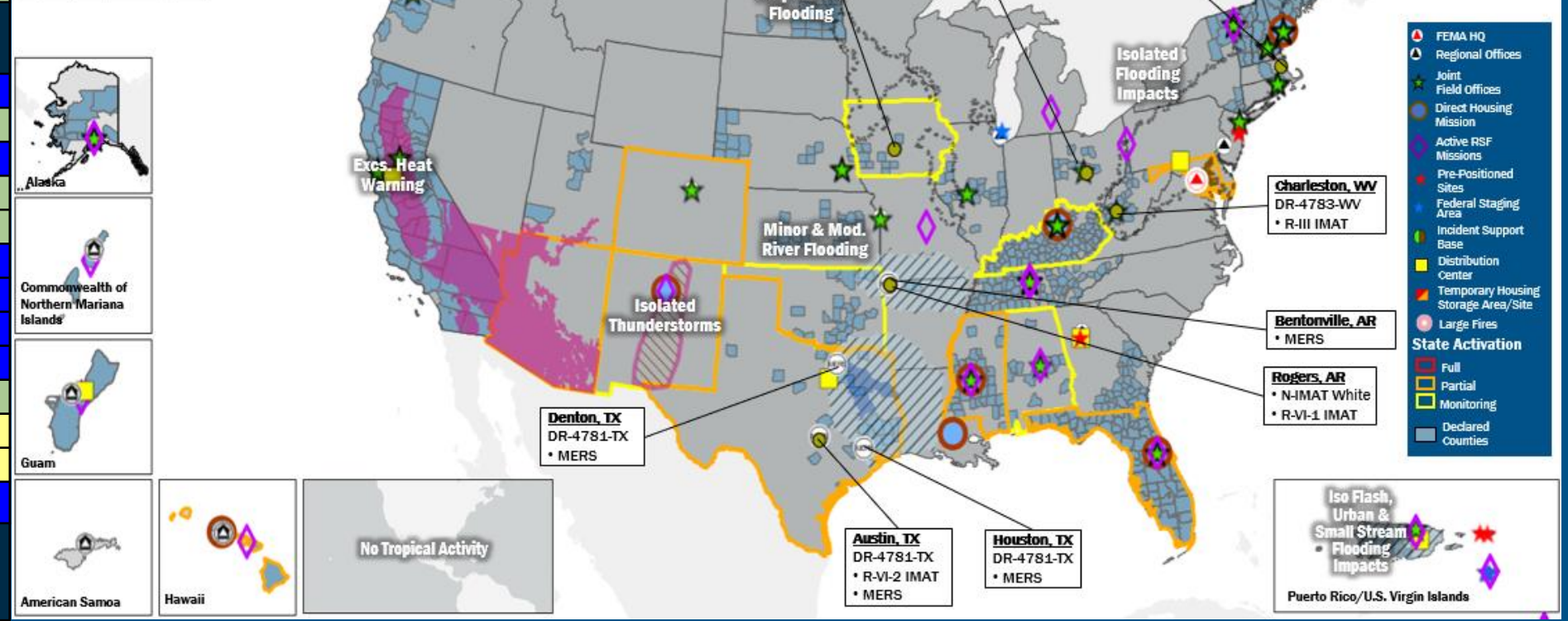
20 + 5 Joint Field Offices Virtual Joint Field Offices Supporting
81 + 1 Major Disasters Emergency Declarations
12 Direct Housing Missions **26** RSF-Supported Disasters

Thursday
 June 6, 2024
 8:30 a.m. ET

FEMA HQ	
NWC	NRCC
Monitoring	Activated
FEMA REGIONS	
Watch	RRCC
Monitoring	I Rostered
Monitoring	II Rostered
Monitoring	III Rostered
Monitoring	IV Rostered
Monitoring	V Rostered
Monitoring	VI Rostered
Monitoring	VII Rostered
Monitoring	VIII Rostered
Monitoring	IX Rostered
Monitoring	X Rostered
Notes:	
RWCs/RRCCs/IMATs: • NRCC: Sustained Ops	STATE EOCs: • FL/KY/MS/OK/AL TX/IA: Severe Weather • TX: Ongoing Threats • AZ/CO: SW Border • MD: Key Bridge Incident • HI/OK/NM: Wildfires • CO: Hwy 50 CDOT Closure
Volunteer Force	
Rostered 7,821	Deployed 16
Surge Capacity Force	
Rostered 7,443	Deployed 0

N-IMATs	
2-5 Teams Available	
Red	
White	AR
Blue	
Gold	
HS	
R-IMATs	
4-6 Teams Available	
I	MA / 1
II	3
III	WV
IV-1	2
IV-2	
V	OH
VI-1	AR
VI-2	TX
VII	IA
VIII	
IX-1	Personnel
IX-2	Personnel
X	OR
	Fully Mission Capable (FMC)
	Partially Mission Capable (PMC)
	Not Mission Capable (NMC)
	Deployed

REGIONAL BREAKDOWN			
JFO/VJO	DR	EM	
I	4/0	17	1
II	1/1	3	0
III	1/0	3	0
IV	5/0	20	0
V	2/0	3	0
VI	0/0	3	0
VII	1/1	5	0
VIII	0/1	2	0
IX	2/1	17	0
X	4/1	8	0



IM Workforce

13,606 (+1) Assigned
 4,958 (+134) Unavailable
 6,455 (+73) Deployed
 16% (-2) / 2,193 (-206) Available

IM Cadre Availability

15 Cadres ≤ 25% Availability

Civil Rights Cadre: 19% (30/158); Disability Integration: 21% (10/48); Disaster Survivor Assistance: 14% (166/1,176); External Affairs: 19% (97/506); Environmental Planning and Historic Preservation: 14% (107/783); Field Leadership: 19% (28/147); Hazard Mitigation: 14% (174/1,240); Individual Assistance 1% (33/2,585); Information Technology: 19% (120/646); Office of Chief Counsel: 18% (17/96); Operations: 9% (30/327); Public Assistance: 19% (420/2,208); Planning: 4% (17/458); Safety: 4% (3/84); Security: 6% (8/138)

MERS

> 66%

36 Assigned
 0 Unavailable
 4 Deployed

32 Available

US&R

> 66%

28 Assigned
 2 Unavailable
 0 Deployed

26 Available

FCO

≤ 1 Type I

49 (-1) Assigned
 4 Unavailable
 36 (24 (-3) FCOR) Deployed

9 Available

Joint Preliminary Damage Assessments

Region	State / Location	Incident	IA	Number of Counties / Municipalities		Start - End
			PA	Requested	Complete	
I	NH	Severe Storms and Flooding Apr 3 and continuing	IA	0	0	N/A
			PA	10	3	5/6 - TBD
II	PR	Flooding May 3-9	IA	3	3	5/13 - 5/28
			PA	13	12 (+5)	5/28 - TBD
IV	KY	Tornadoes, Thunderstorms, and Flash Flooding May 22-27	IA	14	14 (+2)	5/31 - 6/5
			PA	39	3 (+3)	6/4 - TBD
VII	KS	Severe Storms Apr 25-30	IA	0	0	N/A
			PA	8	0	6/3 - TBD
	MO	Severe Storms May 19-27	IA	10	0	6/3 - TBD
			PA	15	0	6/3 - TBD
VIII	MT	Flooding and Wind May 5-9	IA	0	0	N/A
			PA	8	0	6/10 - TBD



FEMA

Declaration Request – South Carolina

Declaration Type: Major Disaster – SC

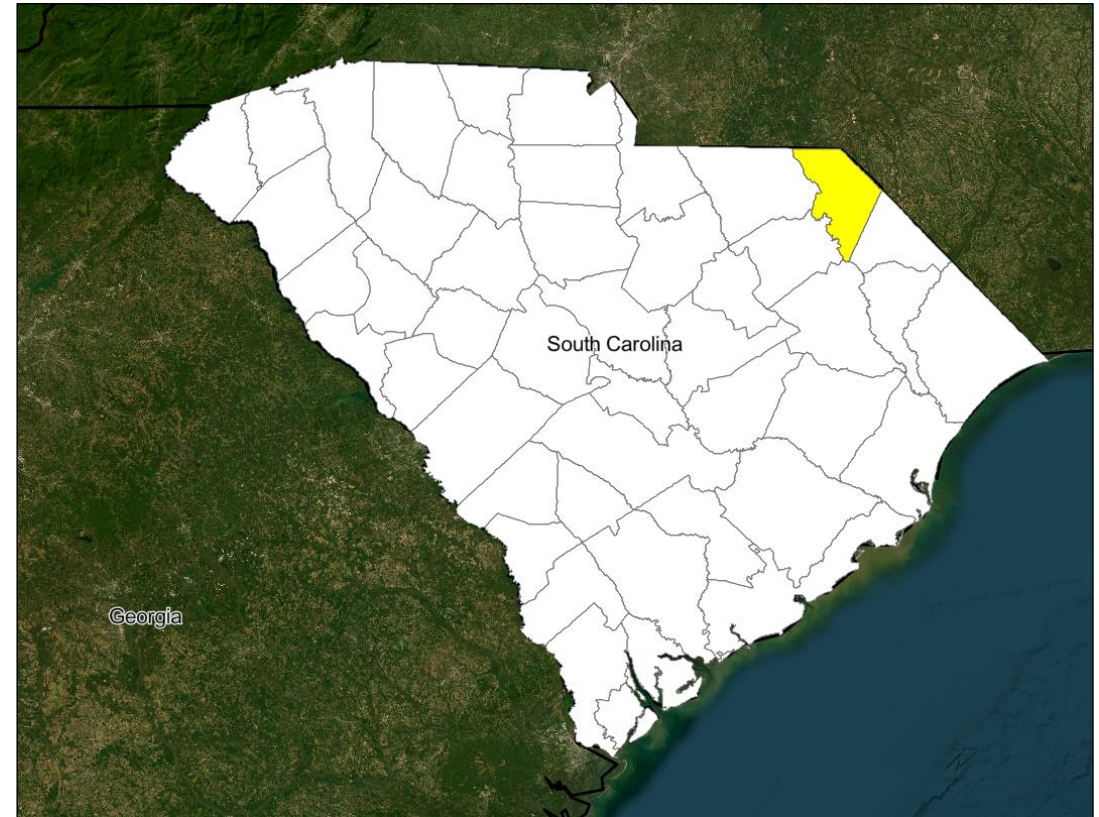
Requested: Jun 5

Incident: Severe Storm and Dam Breach

Incident Period: May 6-7

Requested:

- **PA:** 1 county
- **Hazard Mitigation:** Statewide



FEMA

Declaration Requests in Process – 10

State / Tribe / Territory – Incident Description	Type	IA	PA	HM	Requested
OH – Train Derailment	DR	X	X	X	Jul 3
MS – Severe Storms, Straight-Line Winds, Tornadoes, and Flooding	DR	X		X	May 9
KY – Severe Storm and Tornado (Appeal)	DR	X		X	May 10
ID – Severe Storm, Flooding, Landslides, and Mudslides	DR		X	X	May 22
FL – Severe Storms, Straight-line Winds, Tornadoes, and Flooding	DR	X	X	X	May 22
HI – Severe Storms and Flooding	DR		X	X	May 31
OH – Severe Storms, Straight-Line Winds, Tornadoes, Flooding, and Landslides	DR		X	X	June 3
AK – Structure Fire in Kivalina	DR		X	X	May 30
AK – Structure Fire of South Tongass	DR		X	X	May 30
SC – Severe Storm and Dam Breach	DR		X	X	Jun 5



FEMA

Declaration Amendments

Declaration	Number	Issued	Action
FEMA-4788-DR-AR	1	Jun 5	Adds 1 county for Individual Assistance and Public Assistance



FEMA



FEMA

Helping people before, during, and after disasters.



Scan to subscribe to this briefing.