

FEMA National Watch Center

# Daily Operations Briefing

Thursday, June 5, 2025

8:30 a.m. ET



**FEMA**

# National Current Ops / Monitoring

---

## New Significant Incidents / Ongoing Ops

- No new significant incidents / operations

## Hazard Monitoring

- Severe thunderstorms – Central and Southern Plains
- Heavy rain / flash flooding – Central and Southern Plains
- Tropical Activity:
  - Eastern Pacific: Disturbance 1: High (80%)

---

## Disaster Declaration Activity

- No new declaration activity

## Event Monitoring

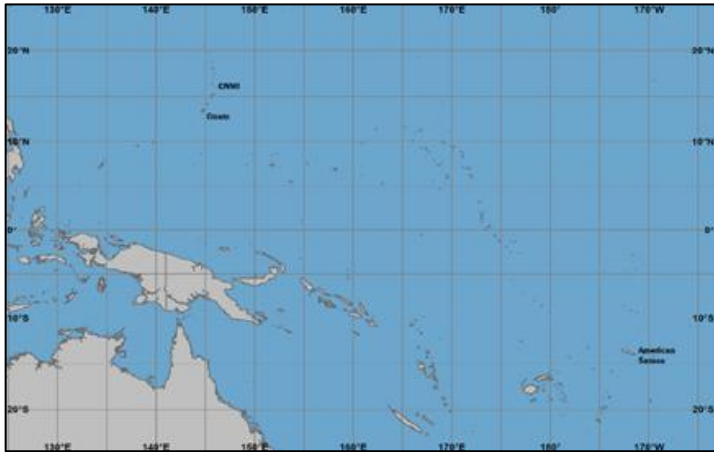
- No significant events



**FEMA**

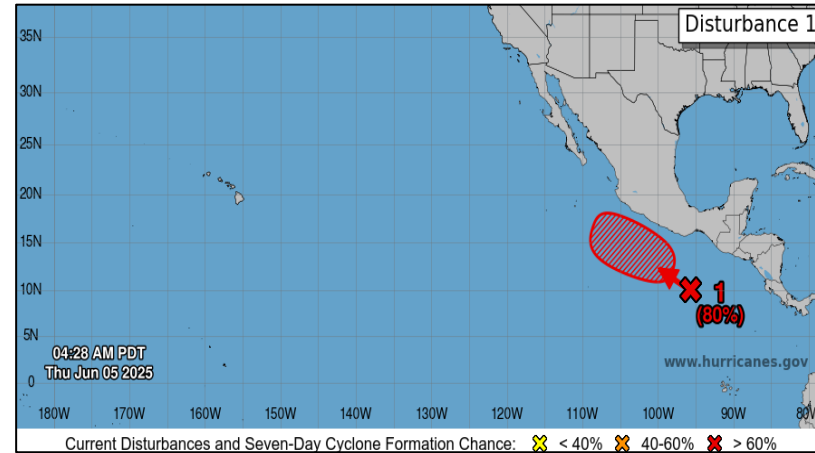
# Tropical Outlook

## Western Pacific



- No tropical cyclones threatening the U.S. territories

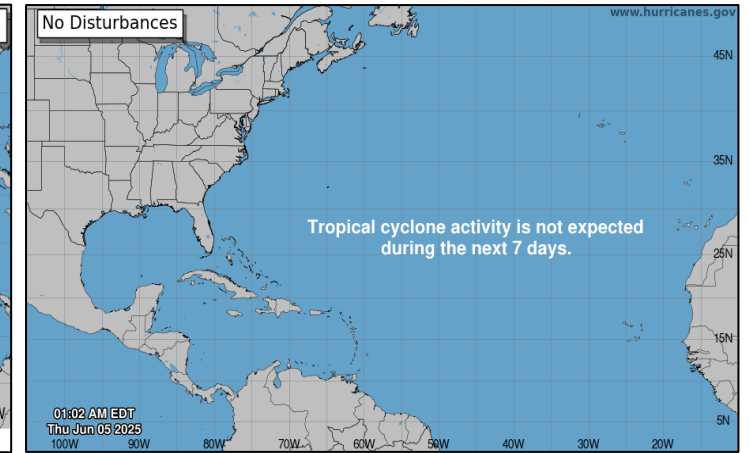
## Central and Eastern Pacific



### Disturbance 1: (as of 8:00 a.m. ET)

- Located **several** hundred miles **S** of southern Mexico
- **Moving WNW at 10 mph**
- Environmental conditions expected to be conducive for gradual development, and a tropical depression will likely form over the weekend
- Formation chance – 48-hour: Low (30%); 7-day: High (80%)

## Atlantic

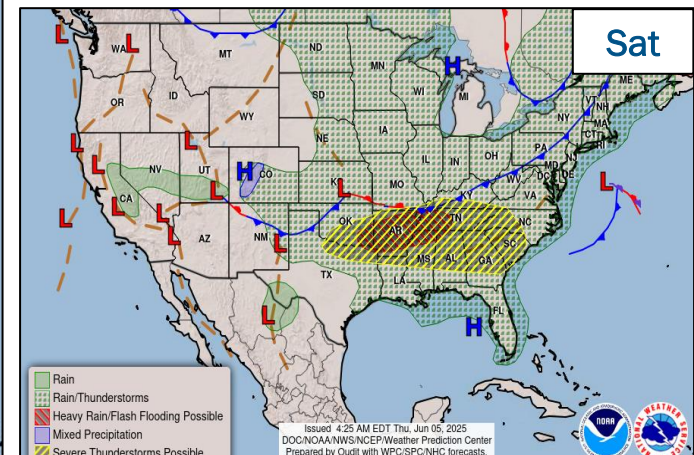
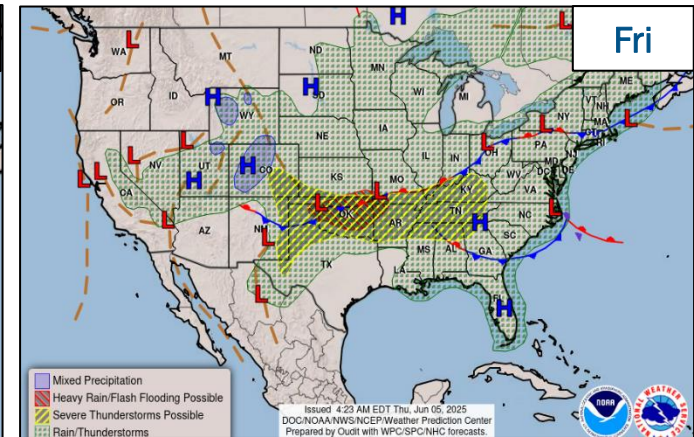
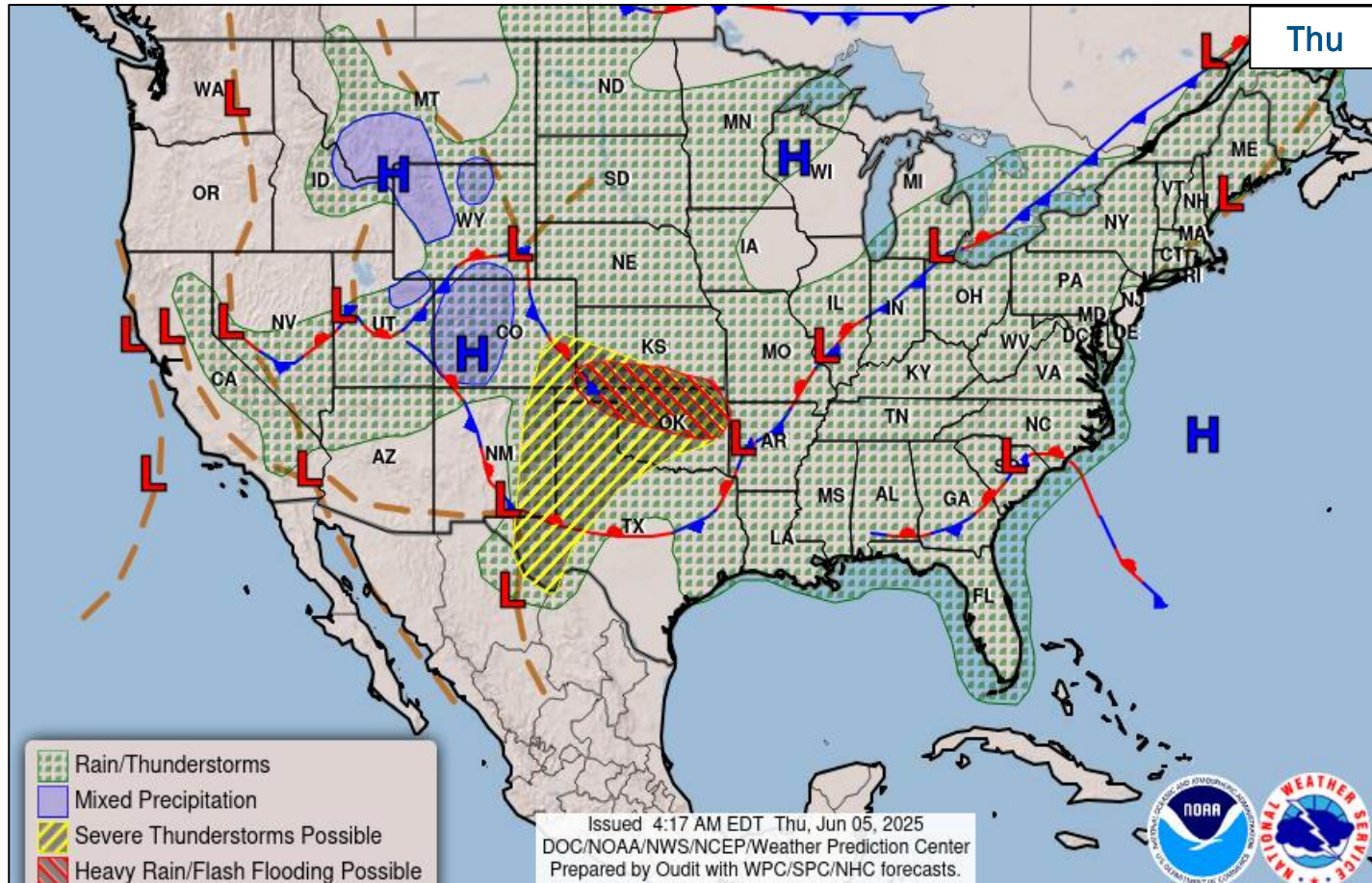


- No tropical cyclones are expected during the next 7 days



FEMA

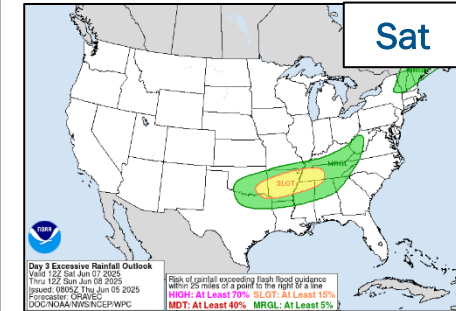
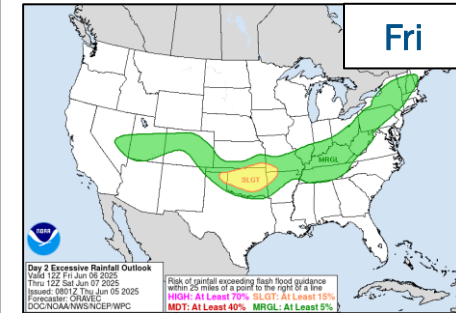
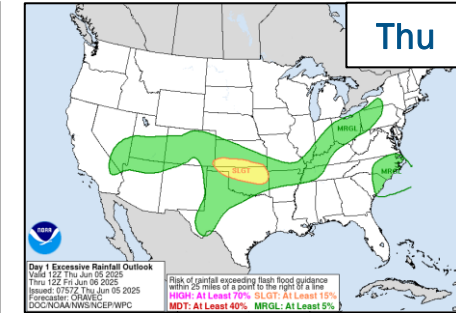
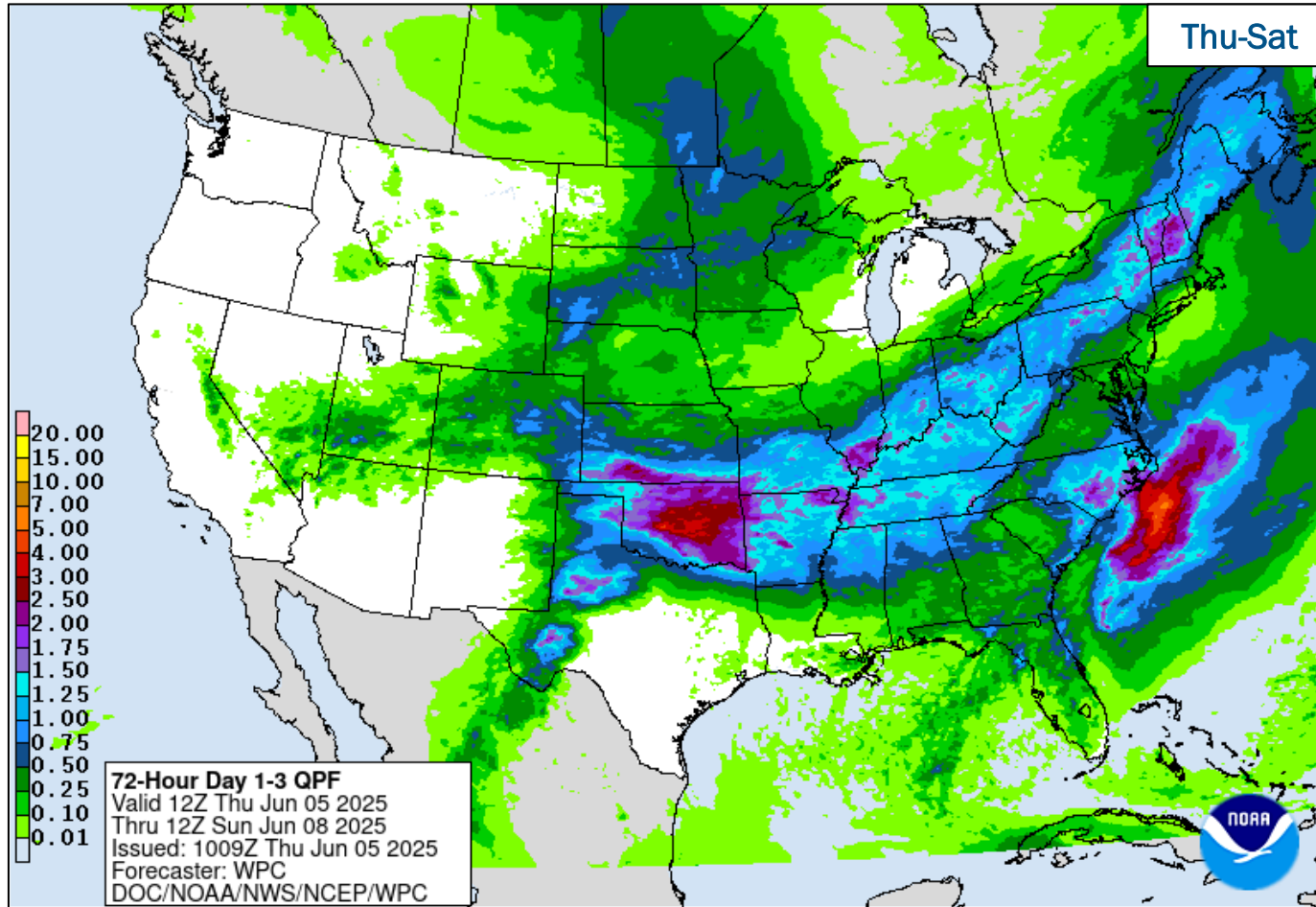
# National Weather Forecast



FEMA

National Watch Center

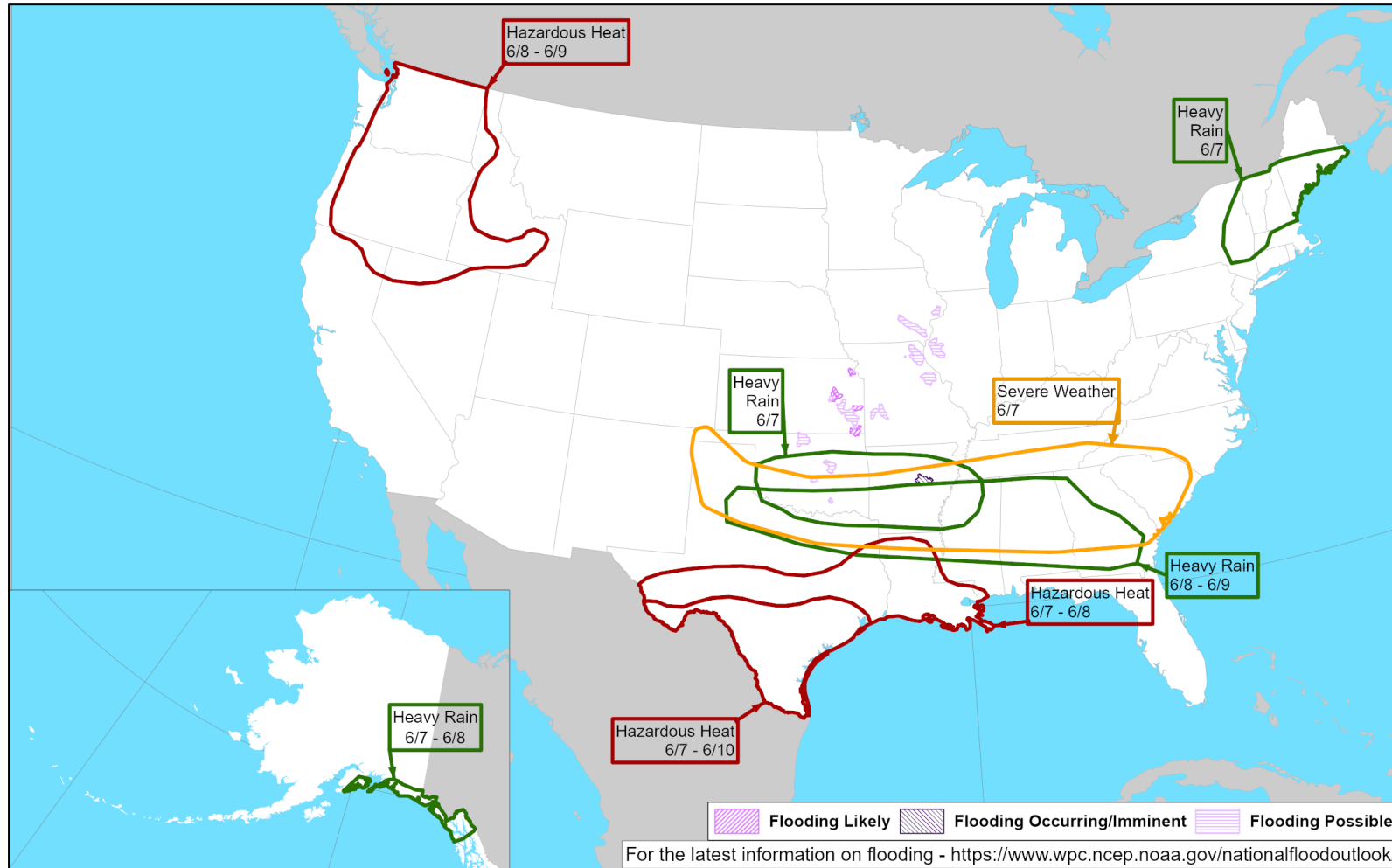
# Precipitation & Excessive Rainfall



**FEMA**

National Watch Center

# Hazards Outlook – Jun 7-11



FEMA

# FEMA Common Operating Picture

**24** Joint Field Offices    **81 + 8** Major Disasters    **10** Direct Housing Missions    **14** RSF-Supported Disasters    **6** Joint Recovery Offices

**Thursday**  
**June 5, 2025**  
**8:30 a.m. ET**

### FEMA HQ

NWC	NRCC
Monitoring	Steady State

### FEMA REGIONS

Watch	RRCC
Monitoring I	Rostered
Monitoring II	Rostered
Monitoring III	Rostered
Monitoring IV	Rostered
Monitoring V	Rostered
Monitoring VI	Rostered
Monitoring VII	Rostered
Monitoring VIII	Rostered
Monitoring IX	Rostered
Monitoring X	Rostered

**Notes:**

**NRCC/RWCs/RRCCs:**

- \*R2/R7 IMAT: Training (available for deployment)

**State EOCs:**

- AZ/HI/TX: Wildfires
- MO/NC/OK: Severe Weather
- FL/KY/TN: Previous Incidents
- MD/KS/WV: Flooding
- DC: U.S. Army Birthday

Volunteer Force	
Rostered 7,985	Deployed 4
Surge Capacity Force	
Rostered 8,492	Deployed 0

### N-IMATs

2-5 Teams Available

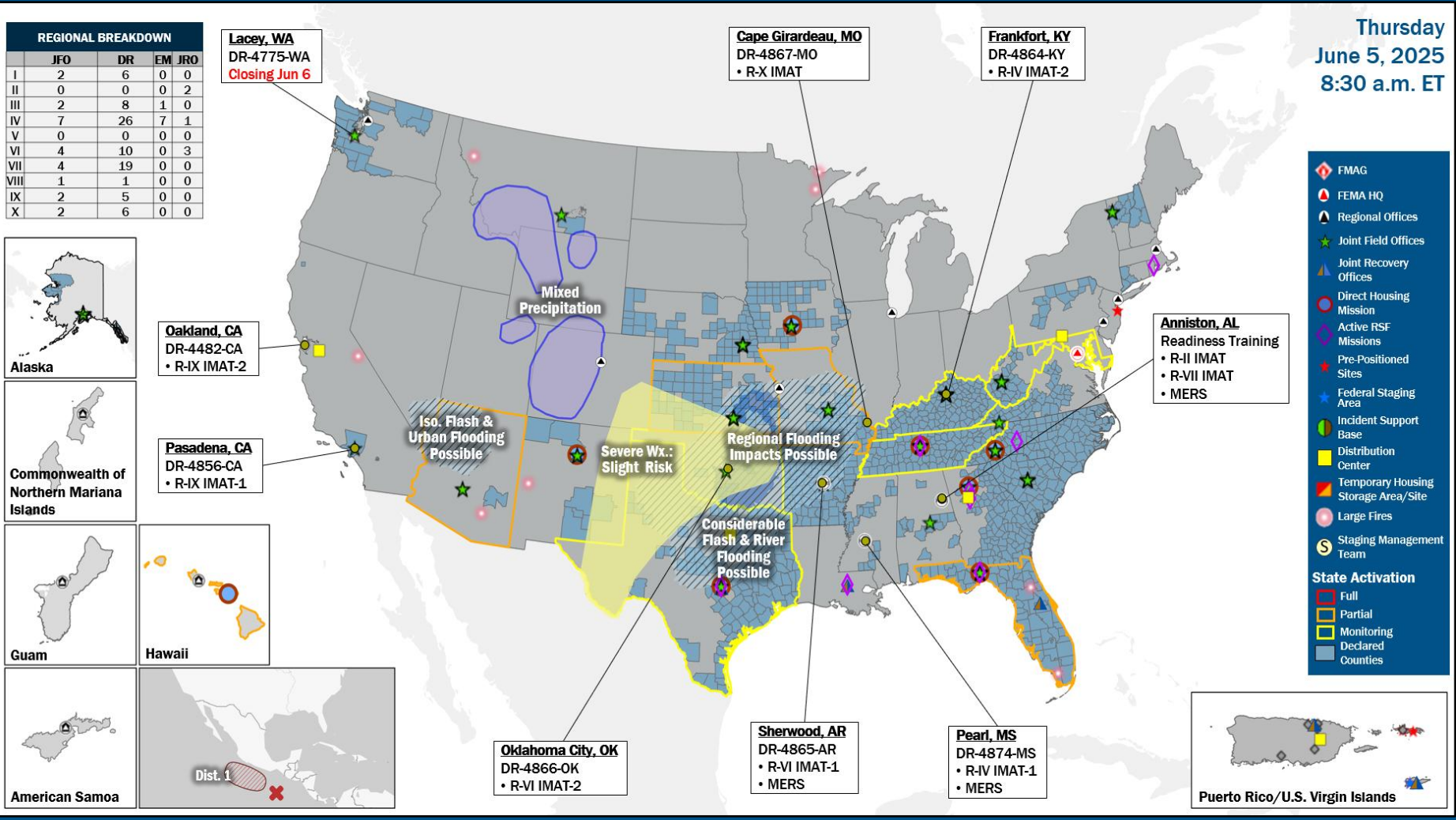
Red	
White	
Blue	
Gold	
HS	

### R-IMATs

4-6 Teams Available

I	
II	*AL (Jun 1)
III	2
IV-1	MS (May 28)
IV-2	KY (Feb 16)
V	3
VI-1	AR (May 15)
VI-2	OK (May 27)
VII	1 / *AL (Jun 1)
VIII	Reconstituting
IX-1	CA (Jan 8)
IX-2	CA (Mar 6)
X	MO (May 28)

■ Fully Mission Capable (FMC)  
■ Partially Mission Capable (PMC)  
■ Not Mission Capable (NMC)  
■ Deployed



## IM Workforce

12,921 (-2) Assigned  
 4,984 (+27) Unavailable  
 6,212 (-46) Deployed

---

13% / 1,725 (+17) Available

## IM Cadre Availability

20 Cadres ≤ 25% Availability

Alternative Dispute Resolution: 15% (5/33); Civil Rights: 9% (14/150); Disaster Field Training Operations: 18% (12/68); Disability Integration: 7% (2/28); Disaster Survivor Assistance: 15% (164/1,130); External Affairs: 8% (28/341); Environmental Planning and Historic Preservation: 7% (53/786); Field Leadership: 2% (3/140); Financial Management: 16% (32/206); Hazard Mitigation: 8% (74/977); Human Resources: 13% (22/165); Individual Assistance: 12% (301/2,496); Interagency Recovery Coordination: 18% (50/275); Information Technology: 13% (84/656); Logistics: 17% (272/1,606); Operations: 8% (29/373); Public Assistance: 9% (210/2,219); Planning: 4% (18/427); Safety: 7% (6/92); Security: 9% (10/116)

## MERS

≥ 66%

33 Assigned  
 3 Unavailable  
 2 Deployed

---

28 Available

## US&R

≥ 66%

28 Assigned  
 1 (-1) Unavailable  
 0 Deployed

---

27 (+1) Available

## FCO

≤ 1 Type I

44 (-4) Assigned  
 0 (-3) Unavailable  
 40 (-3) (24 FCOR) Deployed

---

4 Available

# Joint Preliminary Damage Assessments

Region	State / Location	Incident	IA	Number of Counties		Start - End
			PA	Requested	Complete	
III	MD	Severe Storms and Flooding May 13-14	IA	0	0	N/A
			PA	2	0	5/28 - TBD
VI	OK	Severe Storms and Flooding Apr 19 and continuing	IA	0	0	N/A
			PA	24	21 (+3)	5/28 - TBD
VII	KS	Severe Thunderstorms, Straight-line Winds, Tornadoes, and Flooding May 18-19	IA	N/A	N/A	N/A
			PA	11	0	6/5 - TBD
	MO	Severe Storms and Flooding May 23-26	IA	N/A	N/A	N/A
			PA	5	0	6/10 - TBD
VIII	CTM*	Severe Storms and Flooding May 14-23	IA	0	0	N/A
			PA	1	0	6/9 - TBD

\*Crow Tribe of Montana



FEMA

National Watch Center

# Declaration Requests in Process – 10

State / Tribe / Territory – Incident Description	Type	IA	PA	HM	Requested
MI – Severe Winter Storm	EM		X		Apr 11
TN – Severe Storms, Straight-line Winds, Tornadoes, and Flooding	DR	X	X	X	Apr 17
WA – Severe Storms, Straight-line Winds, Flooding, Landslides and Mudslides (Appeal)	DR		X	X	May 7
MI – Severe Winter Storm	DR	X	X	X	May 16
MO – Severe Storms, Straight-line Winds, Tornadoes, and Flooding	EM		X		May 19
MO – Severe Storms, Straight-line Winds, Tornadoes, and Flooding	DR		X	X	May 19
OR – Severe Storms, Flooding , Landslides, Mudslides	DR	X	X	X	May 19
OR – Severe Storms and Flooding	DR	X		X	May 19
MO – Severe Storms, Straight-line Winds, Tornadoes, and Flooding	DR	X		X	May 25
IN – Severe Storms, Straight-line Winds, Tornadoes, and Flooding	DR	X	X	X	May 28



**FEMA**



# FEMA

Helping people before, during, and after disasters.



*Scan to subscribe to this briefing.*