

FEMA National Watch Center

Daily Operations Briefing

Monday, June 5, 2023

8:30 a.m. ET



FEMA

National Current Ops / Monitoring

New Significant Incidents / Ongoing Ops

- Super Typhoon Mawar – Guam

Hazard Monitoring

- Heavy Rain/Flash Flooding – New Mexico and Texas

Disaster Declaration Activity

- No new declaration activity

Event Monitoring

- No significant events



FEMA

Super Typhoon Mawar – Guam

GU



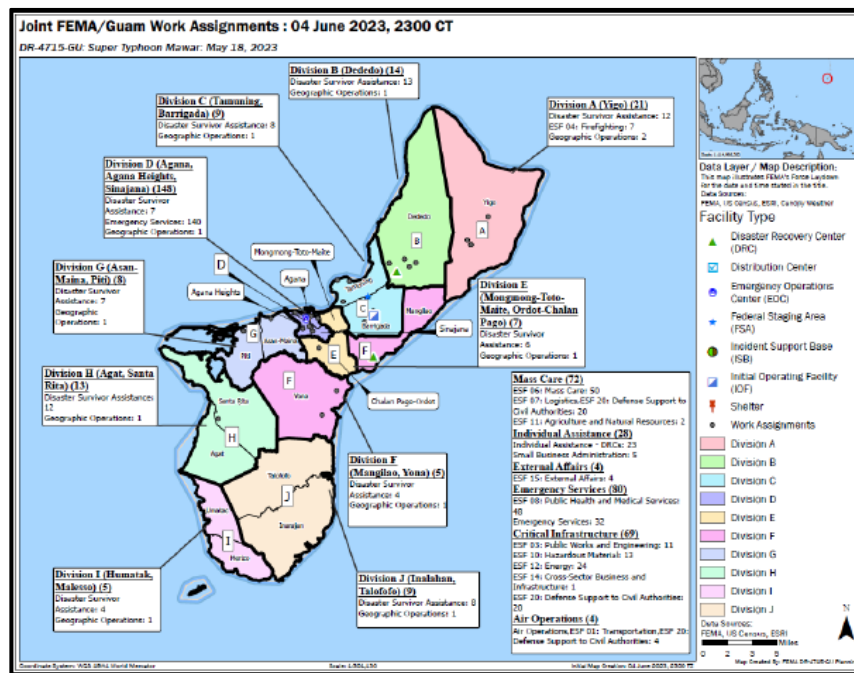
Situation: Locally executed, state managed, and federally supported recovery operations continue within the areas impacted by Super Typhoon Mawar.

Lifelines: (SLB as of 6:00 a.m. ET, June 5)

- Food, Water, Shelter:
 - 4 (+1) shelters open with 730 occupants (ARC shelter as of 7:00 a.m. ET)
 - Precautionary boil water notice remains in effect island-wide
 - 58% of wells operational; 47% requiring new motors for minor repairs (*Guam Water Authority Jun 5 Update*)
- Energy: (*Guam Power Authority Jun 5 Update*)
 - Power restored to 53% of customers; 96% of substations; 88% of feeders/circuits restored
 - Gas station: 34 (+1) of 42 public stations open; 5 (+1) of 5 military base gas stations open
- Communications:
 - 54% of cell sites operational

Territory/Local Response: (SLB as of 6:00 a.m. ET, June 5)

- GU EOC at Full Activation
- Governor declared a State of Emergency addressing water shortages due to Mawar (*R9 Spotrep as of 9:30 p.m. ET June 3*)



FEMA/Federal Response: (SLB as of 6:00 a.m. ET, June 5)

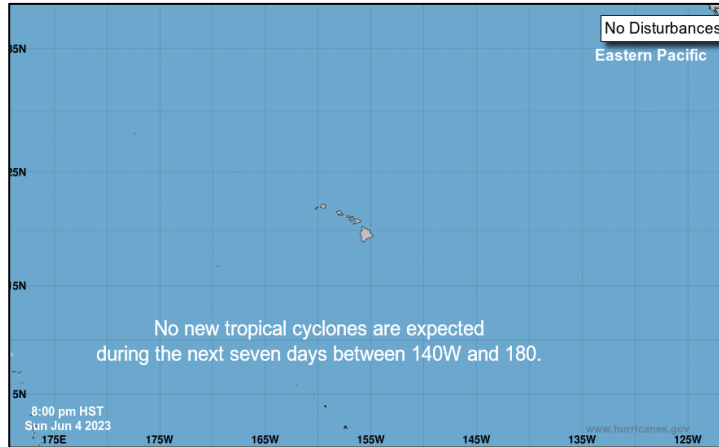
- Region IX: IMAT-1 deployed to GU and CNMI
 - ESFs 1,3,4,7,8,10-14, USCG, DCE, USACE SMEs and power Planning and Response Team in Guam; DOD LNOs in GU and CNMI; DOD DCO supporting from CA; USCG SAR in HI; USACE roofing PRT SMEs in HI
- FEMA HQ:
 - FEMA-3594-EM-GU approved May 22; FEMA-4715-DR-GU approved May 25; Amendment No. 1 to FEMA-4715-DR-GU adds Individual Assistance; FEMA-4716-DR-CNMI approved June 2
 - National IMAT Red deployed to GU
 - Logistics: SMT Tracy/ISB Alpha deployed to GU
 - MERS: 17 personnel and communications equipment deployed to GU



FEMA

Tropical Outlook – Seven Day

Central Pacific



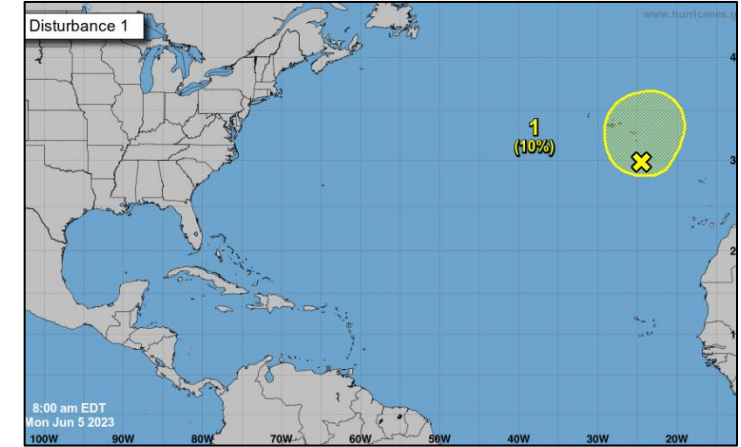
- No new tropical cyclones are expected during the next seven days

Eastern Pacific



- No new tropical cyclones are expected during the next seven days

Atlantic



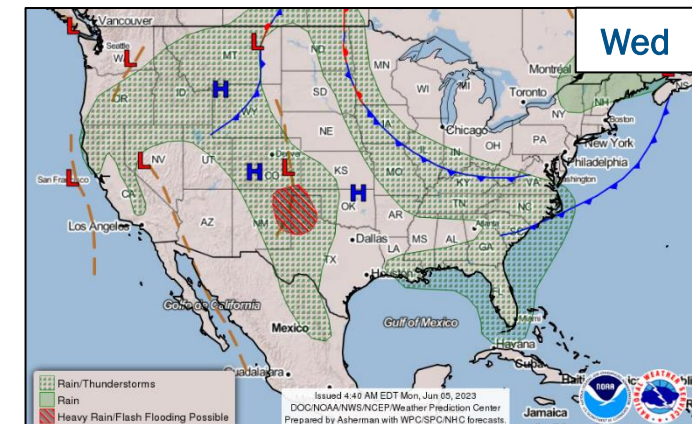
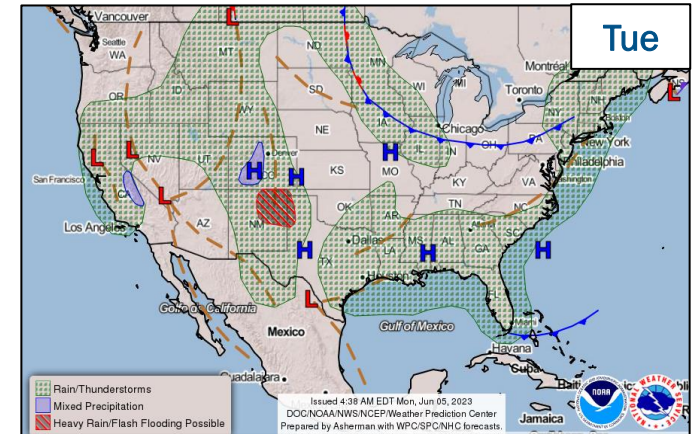
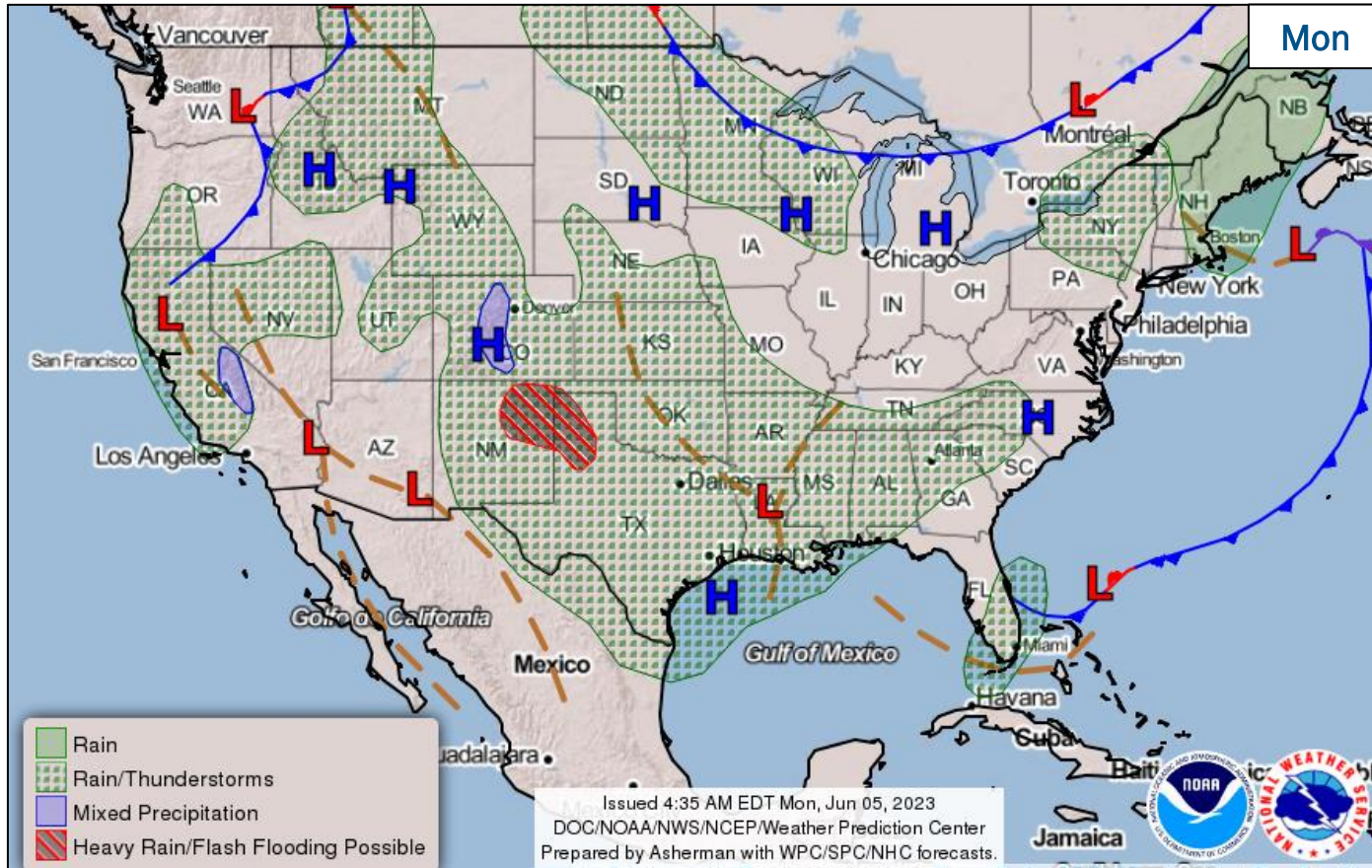
Disturbance One (as of 8:00 a.m. ET)

- Northeastern Atlantic Ocean between the Azores and Canary Islands
- The system could develop some subtropical characteristics during the next couple of days
- Formation chance through 48hrs – Low (10%); 7 day – Low (10%)



FEMA

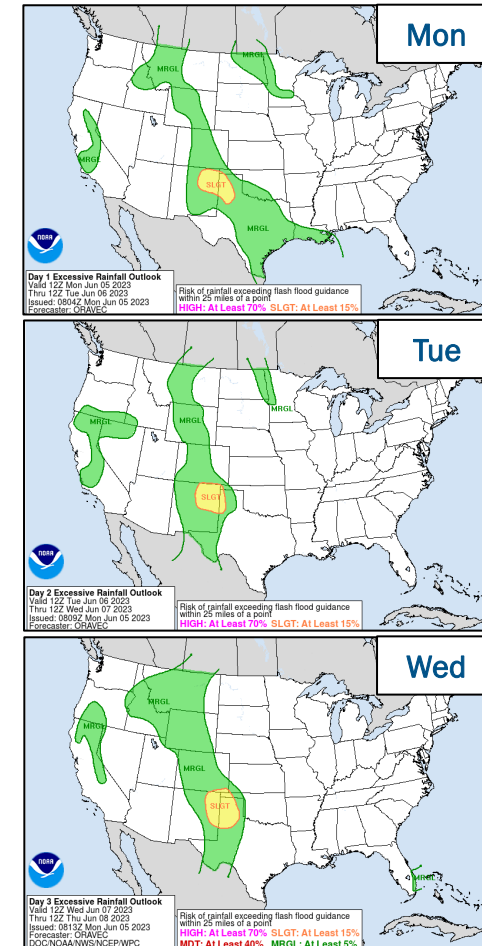
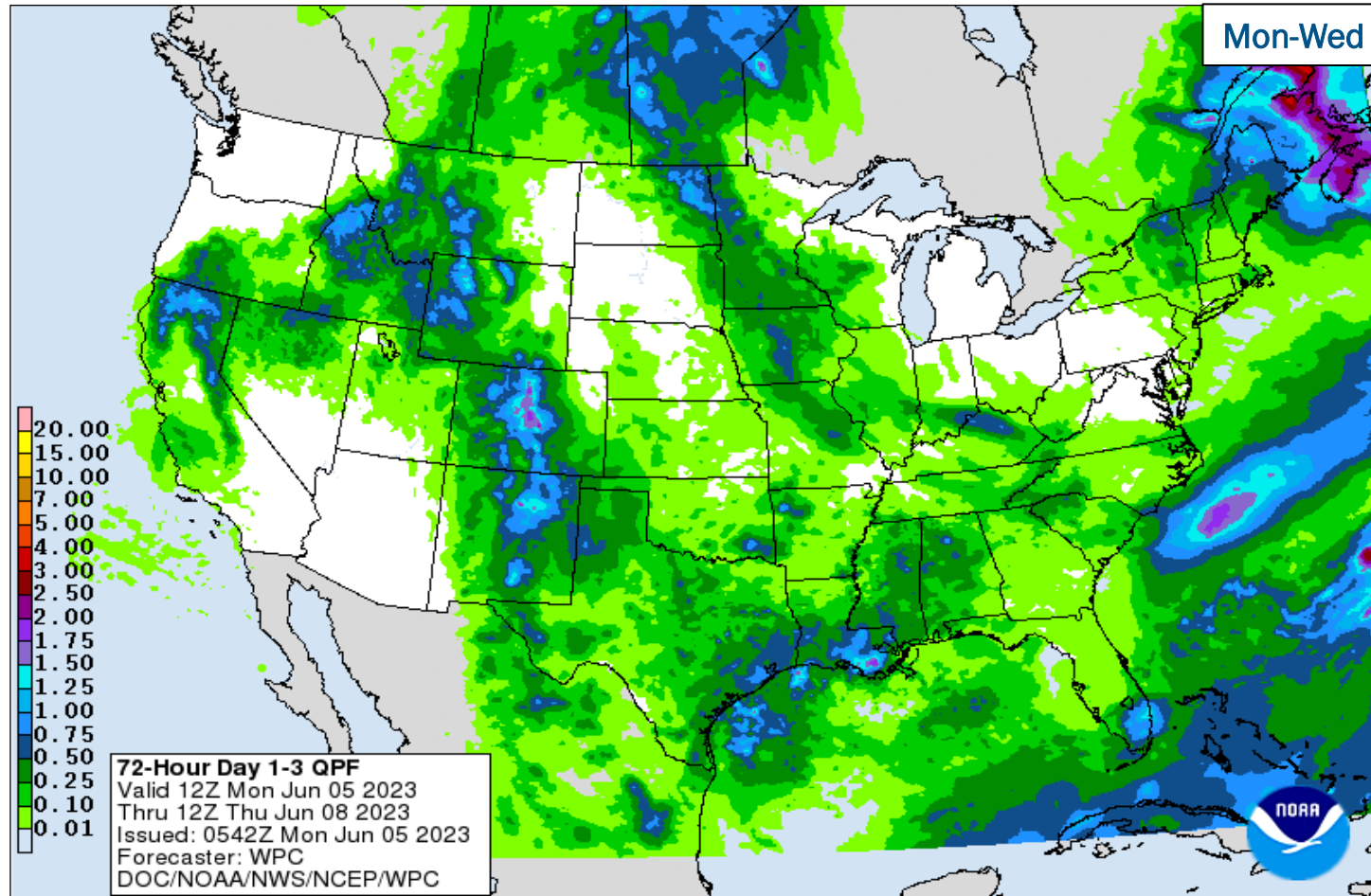
National Weather Forecast



FEMA

National Watch Center

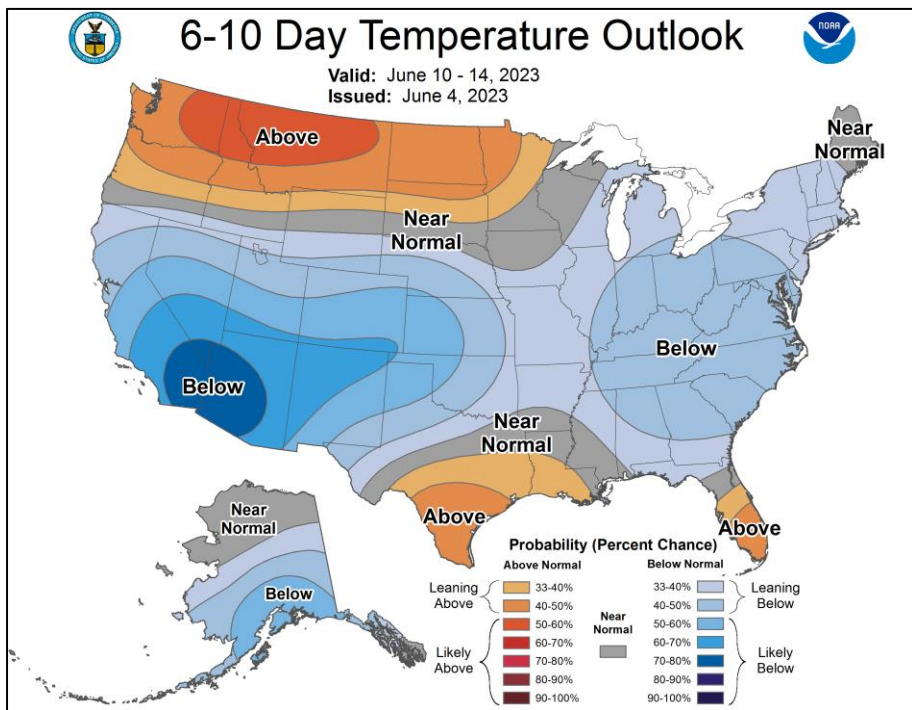
Precipitation & Excessive Rainfall



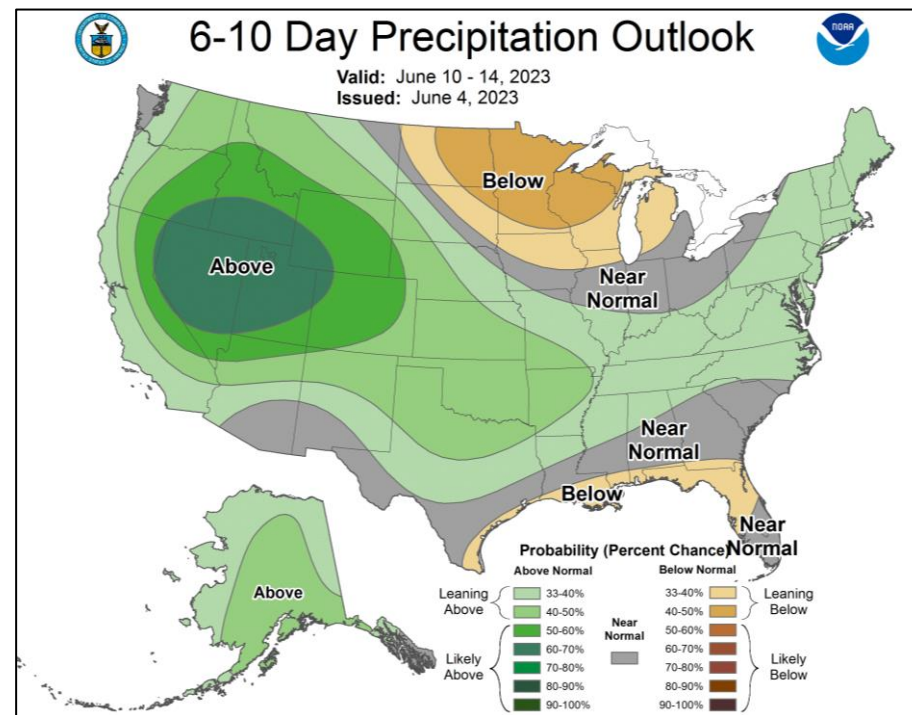
FEMA

National Watch Center

Long Range Outlooks – June 10-14



6-10 Day Temperature Probability



6-10 Day Precipitation Probability



FEMA

FEMA Common Operating Picture

16 + **7** Supporting
 Joint Field Offices Virtual Joint Field Offices

63 + **4**
 Major Disasters Emergency Declarations

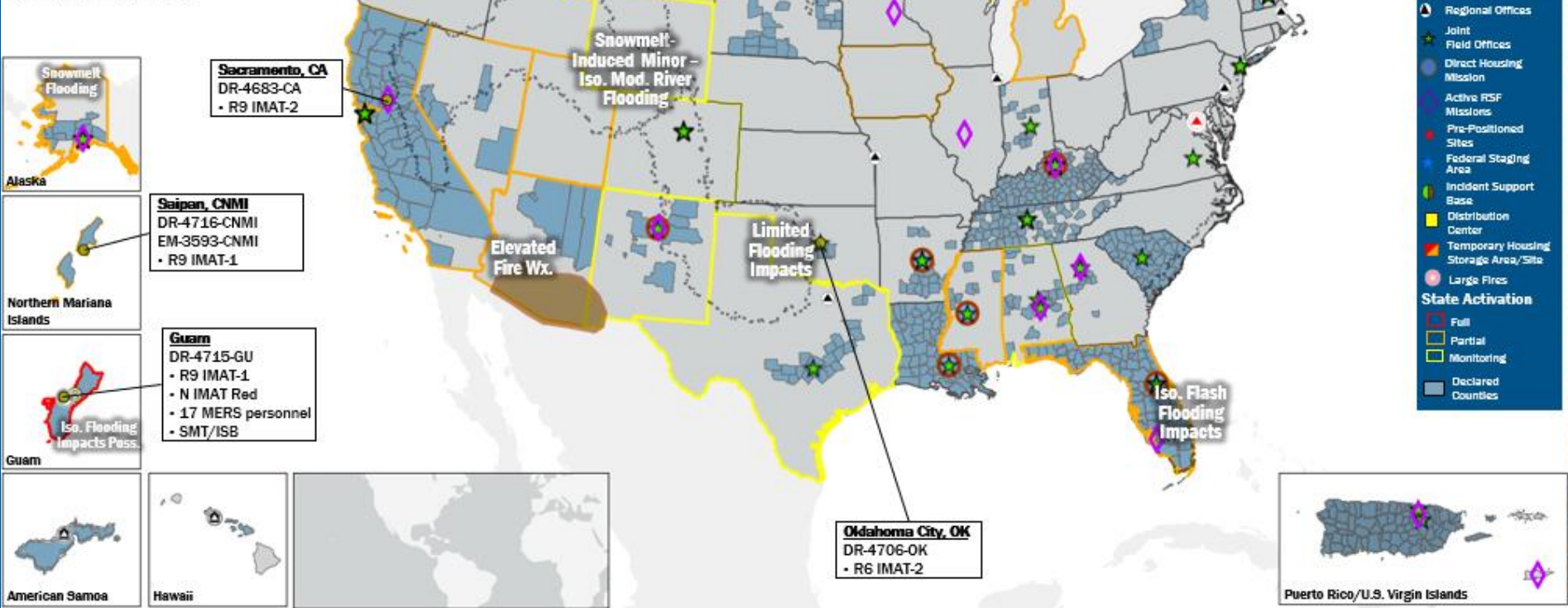
9 **12**
 Direct Housing Missions RSF-Supported Disasters

Monday
 June 5, 2023
 8:30 a.m. ET

FEMA HQ	
NWC	NRCC
Monitoring	Rostered
FEMA REGIONS	
Watch	RRCC
Monitoring	I Rostered
Monitoring	II Rostered
Monitoring	III Rostered
Monitoring	IV Rostered
Monitoring	V Rostered
Monitoring	VI Rostered
Monitoring	VII Rostered
Enhanced	VIII Rostered
Monitoring	IX Rostered
Monitoring	X Rostered
Notes:	
RWC/RRCC: - RVIII RWC: Flooding (Day Shift)	State EOCs: - AL/MS: Severe Weather - FL: TC Ian - AK/CA/IA/MT/NV/UT: Flooding - TX/UT: Ongoing Operations - NM: Fire Weather - CO: Avian Influenza, Public Health Support, and Suncor Refinery - AZ/CO: SW Border Coordination - WY: Winter Weather Impacts - CA: COVID Support - GU: Typhoon Mawar - MI: Wildfires
Surge Capacity Force	
Rostered 7,255	Deployed 0

N-IMATs	
2-4 Teams Available	
Red	GU
White	
Blue	
Gold	
R-IMATs	
≥ 7 Teams Available	
I	1
II	Training
III	3
IV-1	
IV-2	
V	Reconstituting
VI-1	
VI-2	Reconstituting
VII	Training/Exercise
VIII	Training/Exercise
IX-1	Guam/CNMI
IX-2	CA
X	2

REGIONAL BREAKDOWN			
	JFO/VJFO	DR	EM
I	2/0	6	0
II	1/2	3	1
III	1/0	1	0
IV	6/1	16	1
V	1/0	1	0
VI	4/1	6	0
VII	0/0	0	0
VIII	0/1	5	0
IX	0/1	16	2
X	1/1	9	0



IM Workforce

13,451 Assigned
 4,421 (-42) Unavailable
 5,642 (-1) Deployed

25% / 3,388 (+57) Available

IM Cadre Availability ≤ 25% Availability

Civil Rights: 21% (29/139); Disaster Field Training Operations: 25% (23/93); Disability Integration: -2% (-1/57); External Affairs: 201 (103/496); Environmental Planning and Historic Preservation: 16% (128/808); Field Leadership: 10% (14/136); Hazard Mitigation: 14% (170/1,230); Human Resources: 15% (24/161); Interagency Recovery Coordination: 13% (39/295); Logistics: 21% (312/1,489); Office of Chief Counsel: 16% (14/87); Operations: 16% (55/349); Public Assistance: 7% (149/2,189); Planning: 12% (54/457); Safety: 10% (8/77); Security: 14% (20/142)

MERS ≥ 66%

36 Assigned
 0 Unavailable
 3 Deployed

33 Available

US&R ≥ 66%

28 Assigned
 2 Unavailable
 0 Deployed

26 Available

FCO ≤ 1 Type I

47 Assigned
 6 Unavailable
 36 (26 FCOR) Deployed

5 Available

Joint Preliminary Damage Assessments

Region	State / Location	Incident	IA	Number of Counties		Start – End
			PA	Requested	Complete	
I	ME	Flooding Apr 30 – May 1	IA	0	0	N/A
			PA	9	0	5/30 – TBD
	NH	Flooding Apr 30 – May 1	IA	0	0	N/A
			PA	10	0	5/24 – TBD
V	MI	Flooding Apr 10	IA	0	0	N/A
			PA	8	0	5/22 – TBD
	MN	Flooding Apr 11-30	IA	0	0	N/A
			PA	33	19	5/15 – TBD
			IA	0	0	N/A
			PA	1	0	5/15 – TBD
VIII	MT	Spring Flooding Apr 10 – May 6	IA	0	0	N/A
			PA	10	1	5/30 – TBD



FEMA

Declaration Requests in Process – 2

State / Tribe / Territory – Incident Description	Type	IA	PA	HM	Requested
NH – Severe Winter Storm and Snowstorm	DR		X	X	May 12
GA – Severe Storms, Straight-line Winds, Tornadoes, and Flooding	DR	X	X	X	May 26



FEMA



FEMA

Helping people before, during, and after disasters.



Scan to subscribe to this briefing.