

FEMA National Watch Center

Daily Operations Briefing

Sunday, June 4, 2023

8:30 a.m. ET



FEMA

National Current Ops / Monitoring

New Significant Incidents / Ongoing Ops

- Super Typhoon Mawar – Guam

Hazard Monitoring

- Heavy Rain/Flash Flooding Possible – Portions of Northern Texas and Oklahoma
- Mixed Precipitation – Wyoming and Colorado

Disaster Declaration Activity

- No new declaration activity

Event Monitoring

- No significant events



FEMA

Super Typhoon Mawar – Guam

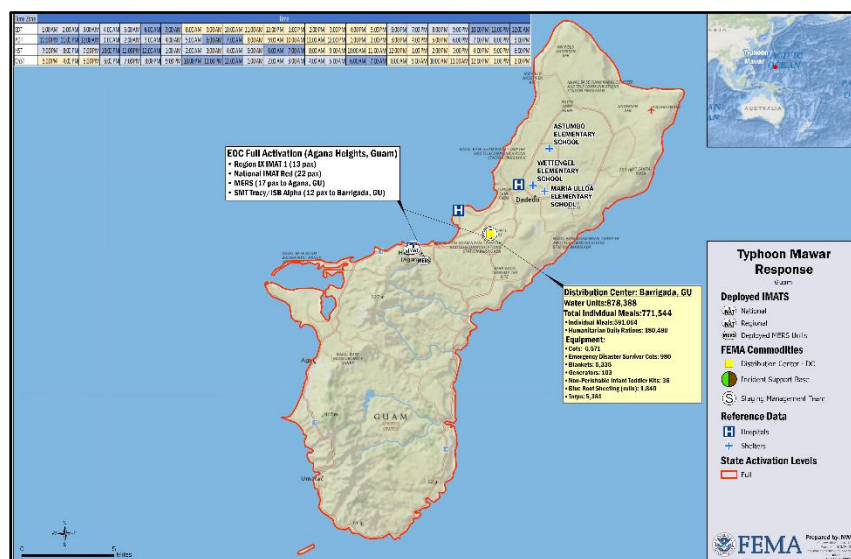


Situation: (SLB as of 6:00 a.m. ET, June 2)

Mission priorities remain focused on restoration of utilities to critical infrastructure including power within the impacted area. Joint efforts underway to address resource shortfalls, including fuel distribution, generator installation, communications restoration, food and water delivery, and medical staff support. Housing inspections began and Disaster Recovery Center (DRC) and Business Recovery Centers are open.

Lifelines:

- Food, Water, Shelter:
 - 3 shelters open with 696 occupants
 - ARC serving 3.4k meals/day to 4 shelters and Andersen AFB; Salvation Army providing 300 meals/day to Dept. of Youth Affairs
 - Boil water notice remains in effect island-wide
 - 53% of wells operational; 47% requiring new motors for minor repairs
- Energy:
 - Power restored to 42% of customers
 - 96% of substations and 78% of feeders/circuits restored
- Communications:
 - 54% of cell sites operational



Territory/Local Response:

- GU EOC at Full Activation
- Governor declared a State of Emergency addressing water shortages due to Mawar (R9 Spotrep as of 9:30 p.m. ET June 3)

FEMA/Federal Response:

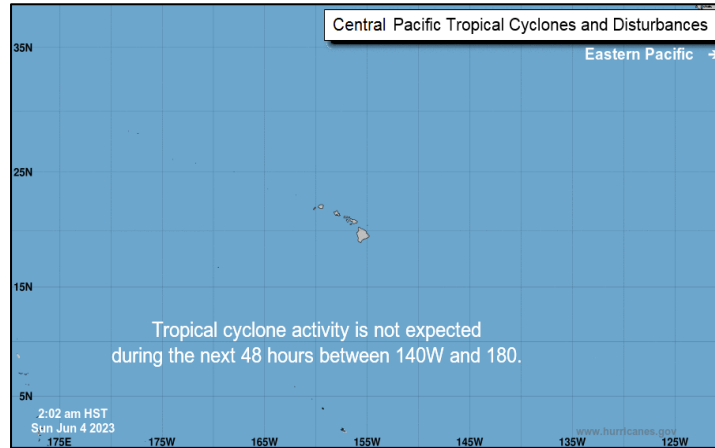
- Region IX: IMAT-1 deployed to GU and CNMI
 - ESFs 1,3,4,7,8,10-14, USCG, DCE, USACE SMEs and power Planning and Response Team in Guam; DOD LNOs in GU and CNMI; DOD DCO supporting from CA; USCG SAR in HI; USACE roofing PRT SMEs in HI
- FEMA HQ:
 - FEMA-3594-EM-GU approved May 22; FEMA-4715-DR-GU approved May 25; Amendment No. 1 to FEMA-4715-DR-GU adds Individual Assistance; FEMA-4716-DR-CNMI approved June 2
 - National IMAT Red deployed to GU
 - Logistics: SMT Tracy/ISB Alpha deployed to GU
 - MERS: 17 personnel and communications equipment deployed to GU



FEMA

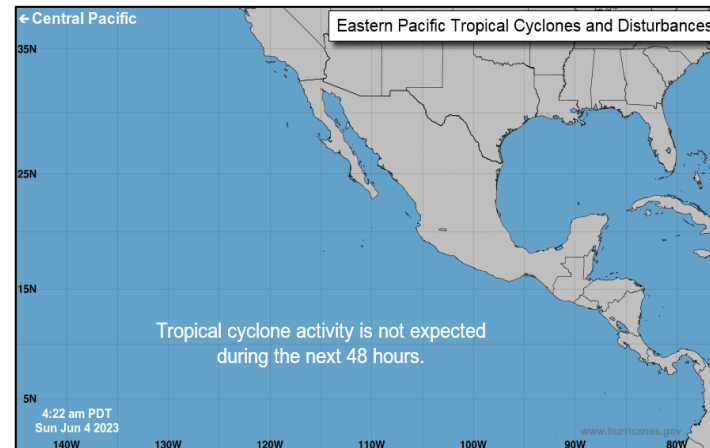
Tropical Outlook – Two-Day

Central Pacific



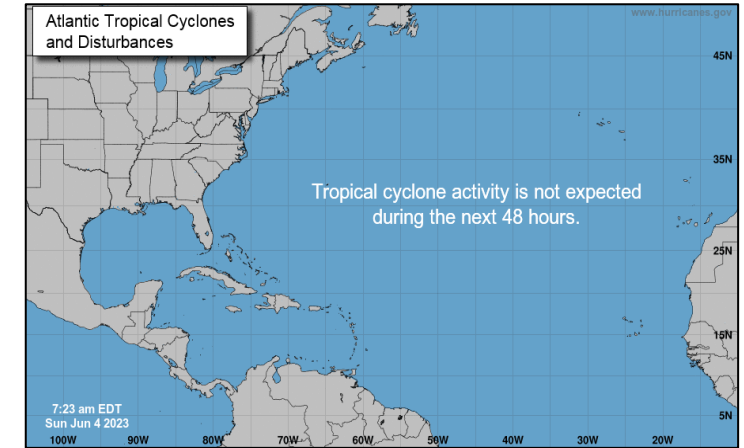
- No new tropical cyclones are expected during the next seven days

Eastern Pacific



- No new tropical cyclones are expected during the next seven days

Atlantic



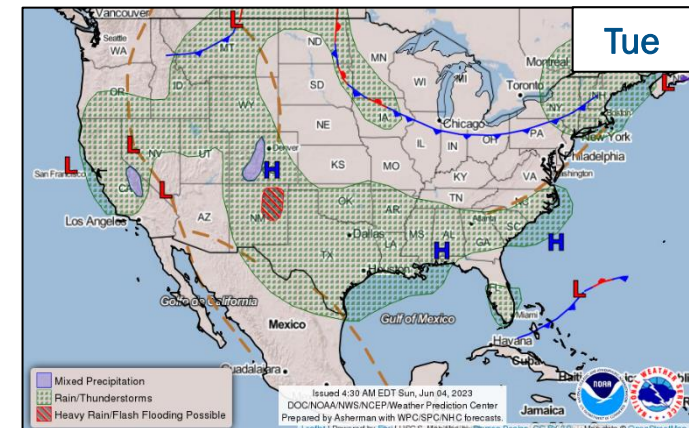
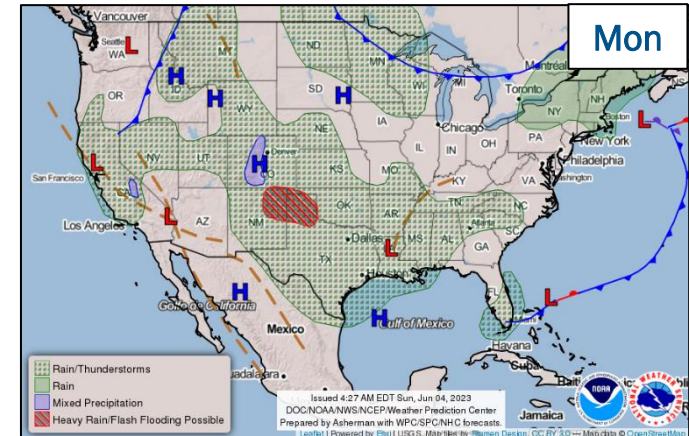
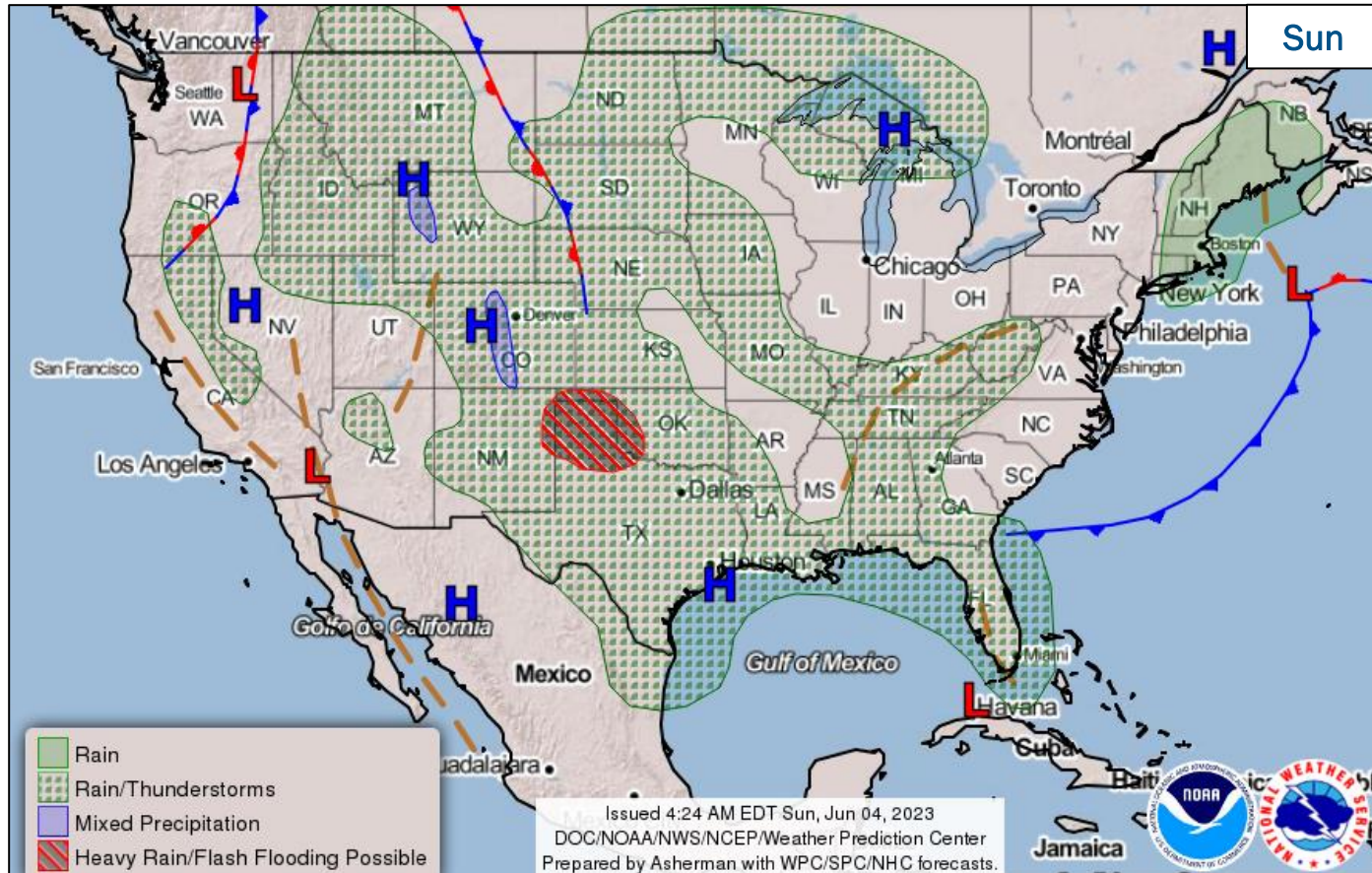
Post-Tropical Cyclone Arlene - FINAL (Advisory #10, 5:00 p.m. ET)

- Located **135** miles **WSW** of the Dry Tortugas, FL
- Moving SSE at **7** mph
- Maximum sustained winds **30** mph
- This is the last public advisory issued by the National Hurricane Center (NHC)



FEMA

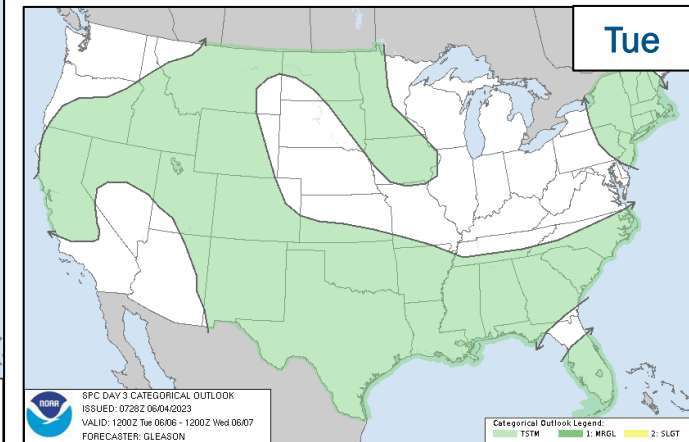
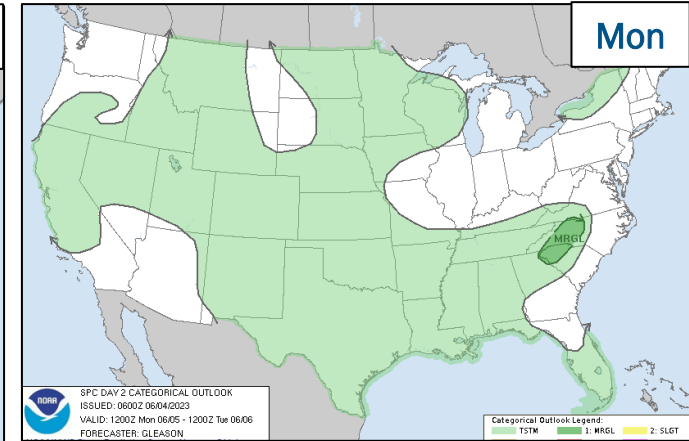
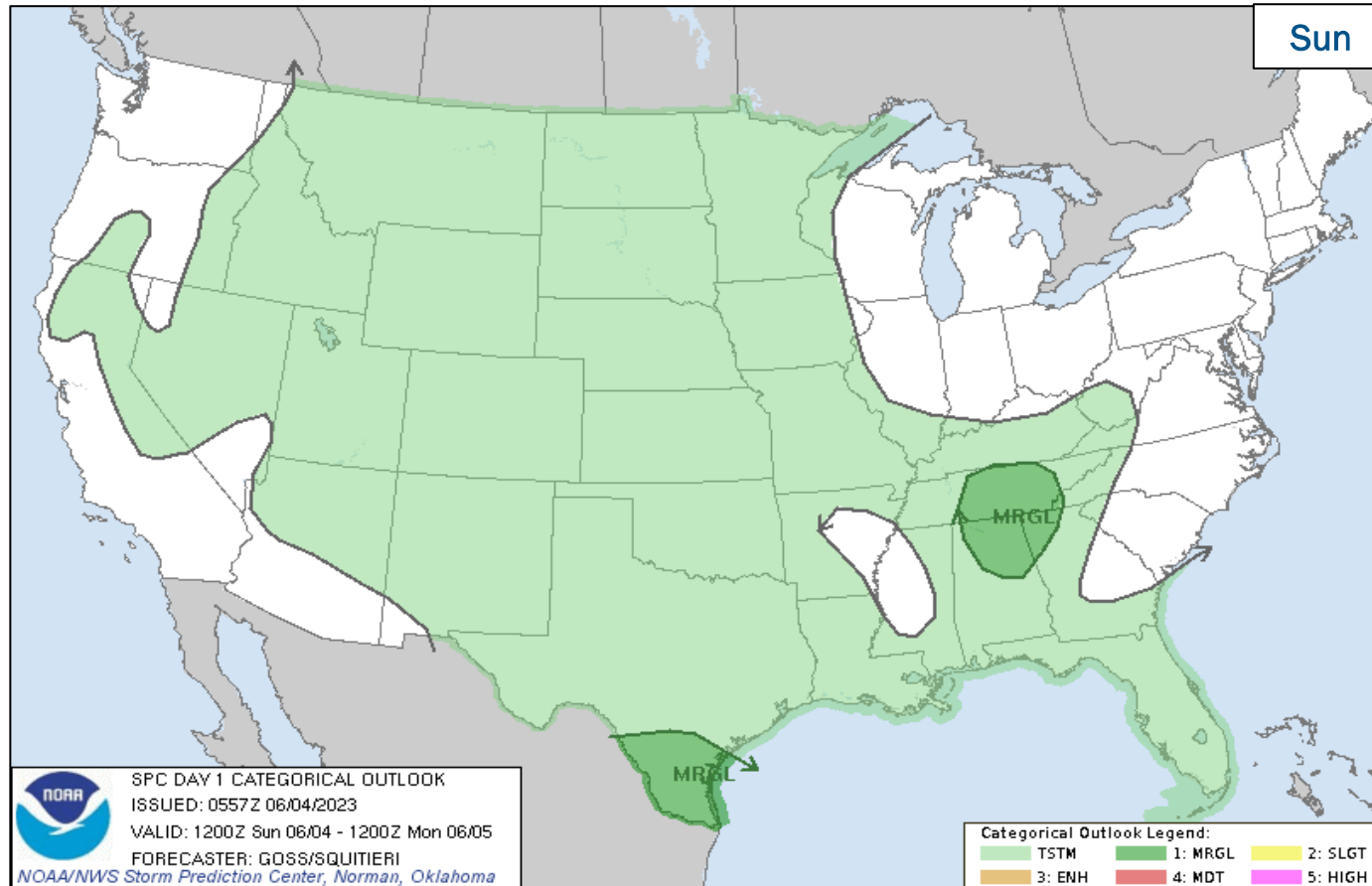
National Weather Forecast



FEMA

National Watch Center

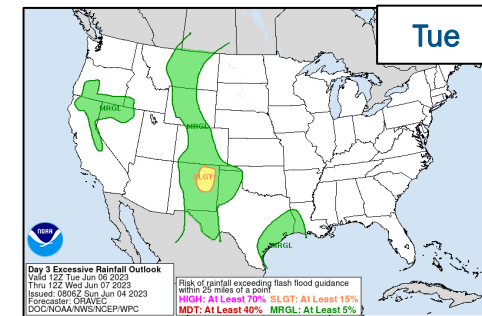
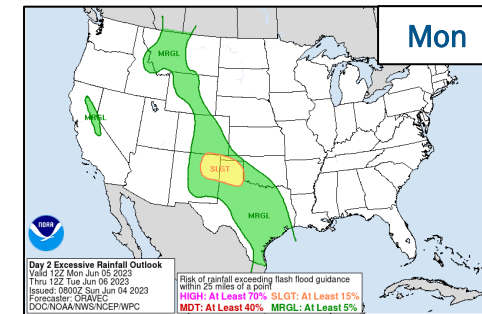
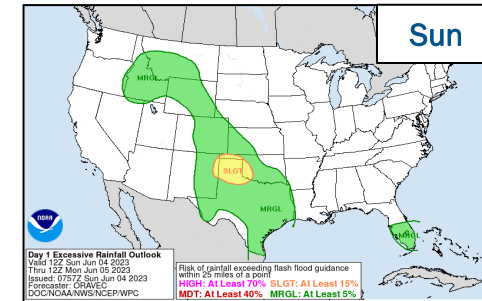
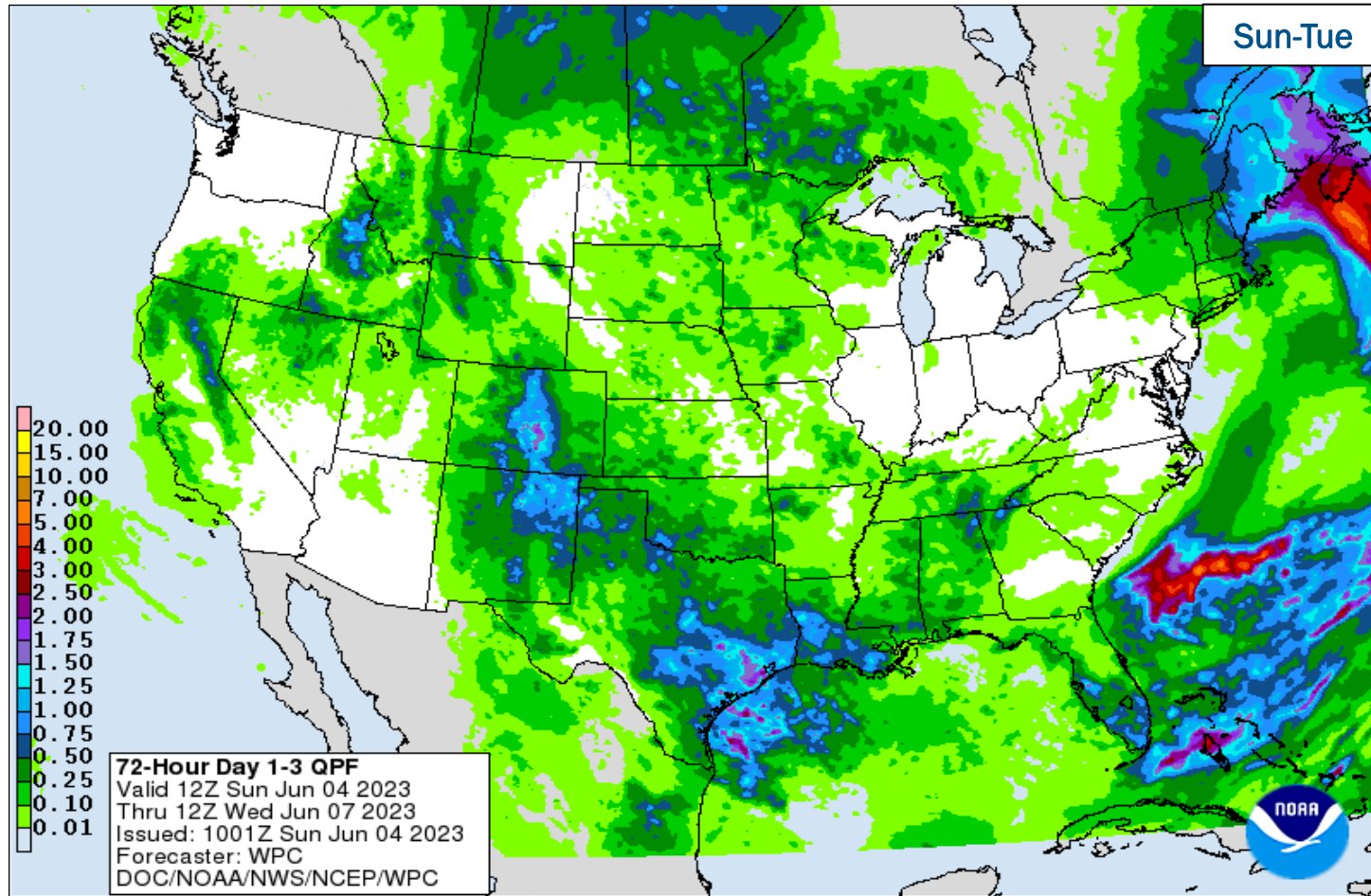
Severe Weather Outlook



FEMA

National Watch Center

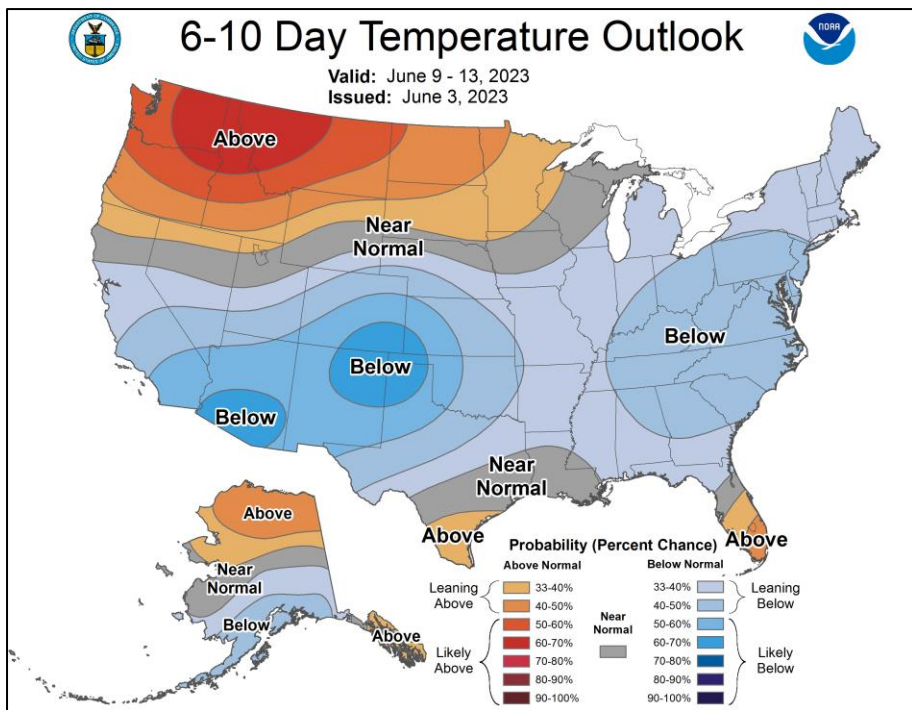
Precipitation & Excessive Rainfall



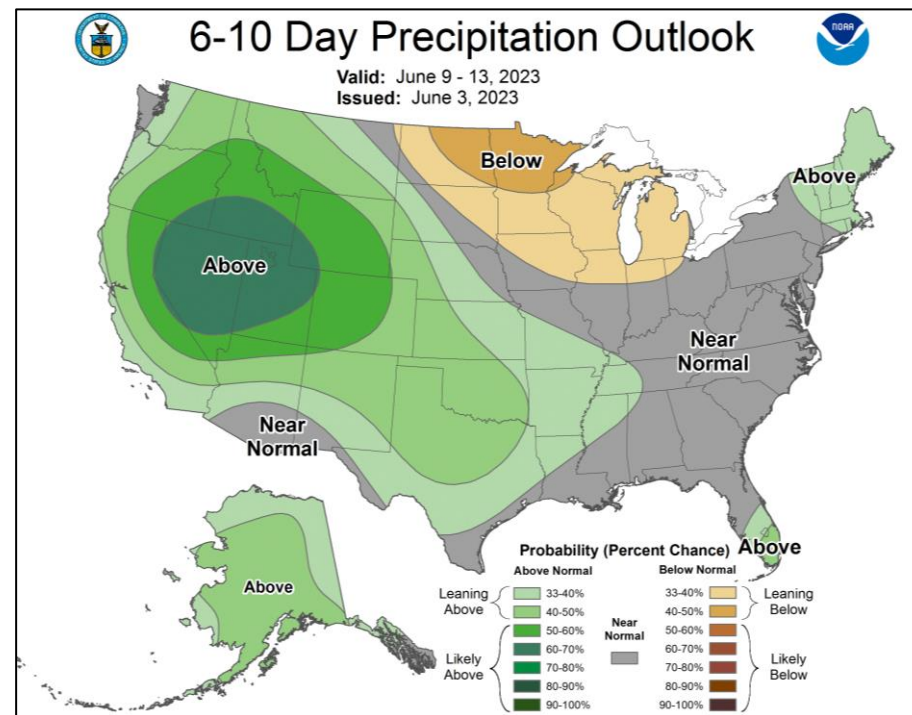
FEMA

National Watch Center

Long Range Outlooks – June 9-13



6-10 Day Temperature Probability



6-10 Day Precipitation Probability



FEMA

National Watch Center

FEMA Common Operating Picture

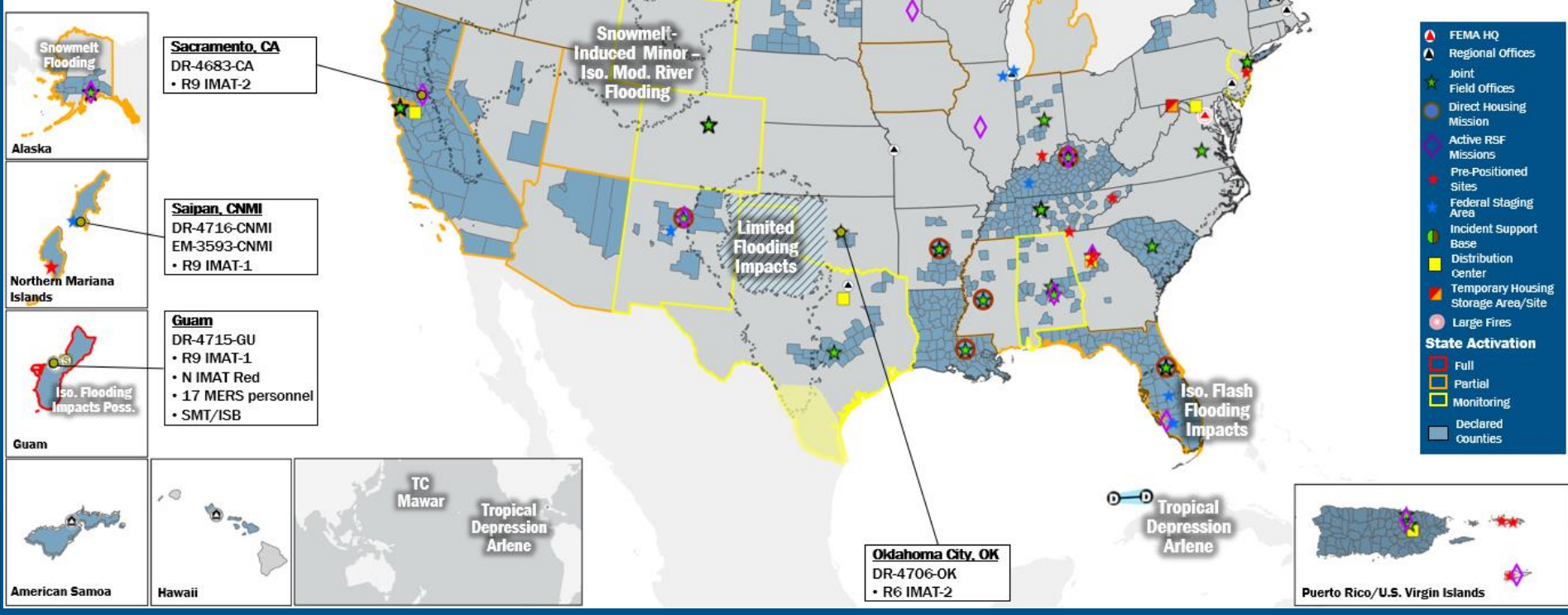
16 + 7 Joint Field Offices Virtual Joint Field Offices Supporting
63 + 4 Major Disasters Emergency Declarations
9 Direct Housing Missions
12 RSF-Supported Disasters

Sunday
 June 4, 2023
 8:30 a.m. ET

FEMA HQ	
NWC	NRCC
Monitoring	Rostered
FEMA REGIONS	
Watch	RRCC
Monitoring	I Rostered
Alt Location	II Rostered
Monitoring	III Rostered
Monitoring	IV Rostered
Monitoring	V Rostered
Monitoring	VI Rostered
Monitoring	VII Rostered
Enhanced	VIII Rostered
Monitoring	IX Rostered
Monitoring	X Rostered
Notes:	
RWC/RRCC: - RVIII RWC: Flooding (Day Shift) - RI: Staffing Shortage (Day Shift)	State EOCs: - AL/MS: Severe Weather - FL: TC Ian - AK/CA/IA/MT/NV/UT: Flooding - TX/UT: Ongoing Operations - NM: Fire Weather - CO: Avian Influenza, Public Health Support, and Suncor Refinery - AZ/CO: SW Border Coordination - WY: Winter Weather Impacts - CA: COVID Support - GU: Typhoon Mawar - MI & NJ: Wildfires
Surge Capacity Force	
Rostered 7,255	Deployed 0

N-IMATs	
2-4 Teams Available	
Red	GU
White	
Blue	
Gold	
R-IMATs	
≥ 7 Teams Available	
I	1
II	Training
III	
IV-1	
IV-2	
V	Reconstituting
VI-1	
VI-2	Reconstituting
VII	Training/Exercise
VIII	
IX-1	Guam/CNMI
IX-2	CA
X	
Fully Mission Capable (FMC) Partially Mission Capable (PMC) Not Mission Capable (NMC) Deployed	

REGIONAL BREAKDOWN			
	JFO/VJFO	DR	EM
I	2/0	6	0
II	1/2	3	1
III	1/0	1	0
IV	6/1	16	1
V	1/0	1	0
VI	4/1	6	0
VII	0/0	0	0
VIII	0/1	5	0
IX	0/1	16	2
X	1/1	9	0



IM Workforce

13,451 Assigned
 4,463 (-12) Unavailable
 5,643 (-25) Deployed

25% / 3,345 (+34) Available

IM Cadre Availability ≤ 25% Availability

Civil Rights: 21% (29/139); Disaster Field Training Operations: 25% (23/93); Disability Integration: -2% (-1/57); External Affairs: 20% (97/496); Environmental Planning and Historic Preservation: 16% (126/808); Field Leadership: 11% (15/136); Hazard Mitigation: 14% (172/1,230); Human Resources: 15% (24/161); Interagency Recovery Coordination: 13% (37/295); Logistics: 21% (318/1,493); Office of Chief Counsel: 17% (15/88); Operations: 16% (55/349); Public Assistance: 6% (138/2,190); Planning: 11% (52/457); Safety: 10% (8/77); Security: 14% (20/142)

MERS

≥ 66%

36 Assigned
 0 Unavailable
 3 Deployed

33 Available

US&R

≥ 66%

28 Assigned
 2 Unavailable
 0 Deployed

26 Available

FCO

≤ 1 Type I

47 (-7) Assigned
 6 (-1) Unavailable
 36 (+1) (26 FCOR) Deployed

5 (-1) Available

Joint Preliminary Damage Assessments

Region	State / Location	Incident	IA	Number of Counties		Start – End
			PA	Requested	Complete	
I	ME	Flooding Apr 30 – May 1	IA	0	0	N/A
			PA	9	0	5/30 – TBD
	NH	Flooding Apr 30 – May 1	IA	0	0	N/A
			PA	10	0	5/24 – TBD
V	MI	Flooding Apr 10	IA	0	0	N/A
			PA	8	0	5/22 – TBD
	MN	Flooding Apr 11-30	IA	0	0	N/A
			PA	33	19	5/15 – TBD
			IA	0	0	N/A
			PA	1	0	5/15 – TBD
Prairie Island Indian Community		IA	0	0	N/A	
		PA	1	0	5/15 – TBD	
VIII	MT	Spring Flooding Apr 10 – May 6	IA	0	0	N/A
			PA	10	1	5/30 – TBD



FEMA

Declaration Requests in Process – 2

State / Tribe / Territory – Incident Description	Type	IA	PA	HM	Requested
NH – Severe Winter Storm and Snowstorm	DR		X	X	May 12
GA – Severe Storms, Straight-line Winds, Tornadoes, and Flooding	DR	X	X	X	May 26



FEMA



FEMA

Helping people before, during, and after disasters.



Scan to subscribe to this briefing.