

FEMA National Watch Center

Daily Operations Briefing

Tuesday, June 3, 2025

8:30 a.m. ET



FEMA

National Current Ops / Monitoring

New Significant Incidents / Ongoing Ops

- No new significant incidents / operations

Hazard Monitoring

- Severe Weather – Southern Plains to Middle Mississippi Valley
- Excessive Rainfall – Southern Plains to Middle Mississippi Valley and south Florida
- Tropical Activity:
 - Atlantic: Disturbance 1: Low (10%)
 - Eastern Pacific: Disturbance 1: Med (60%)

Disaster Declaration Activity

- No new declaration activity

Event Monitoring

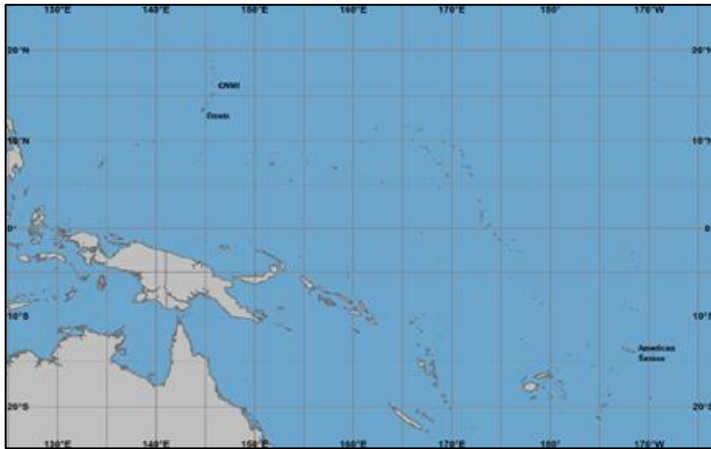
- No new significant events



FEMA

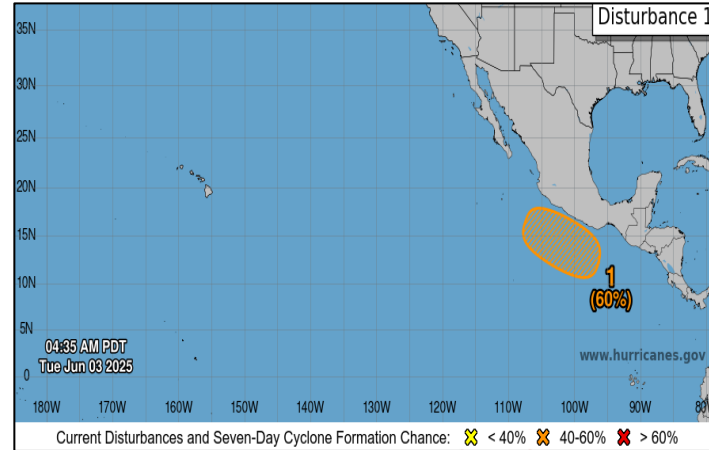
Tropical Outlook

Western Pacific



- No tropical cyclones threatening the U.S. territories

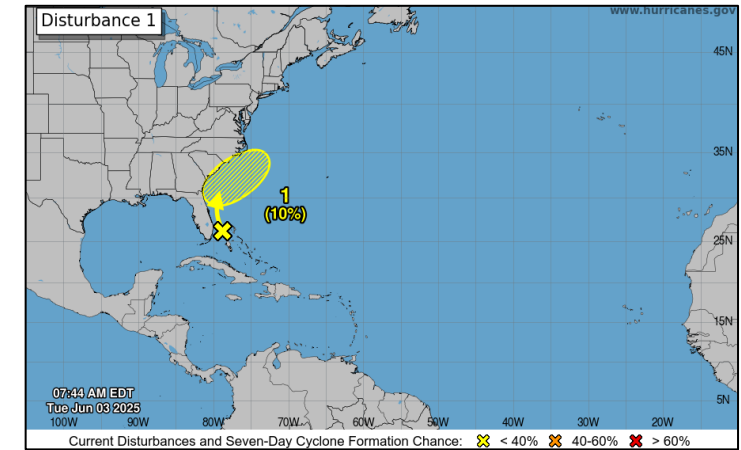
Eastern and Central Pacific



Disturbance 1: (as of 8:00 a.m. ET)

- Located offshore of **Southern** Mexico
- Will move W to WNW around 10 mph upon formation
- Environmental conditions expected to be marginally conducive for gradual development, and a tropical depression may form by the **weekend**
- Formation chance: 48-hour – Low (near 0%); 7-day – Med (**60%**)

Atlantic



Disturbance 1: (as of 8:00 a.m. ET)

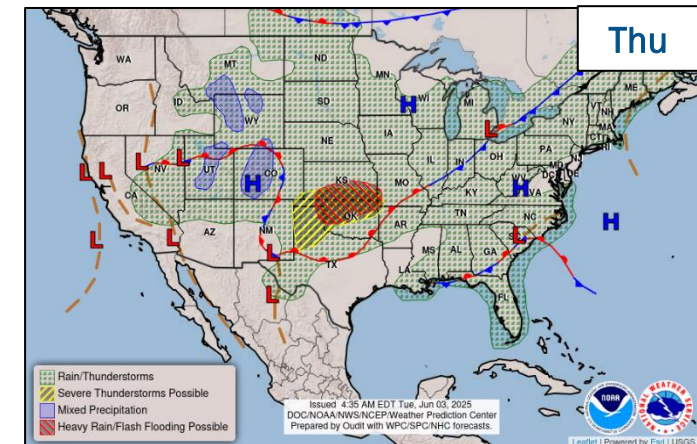
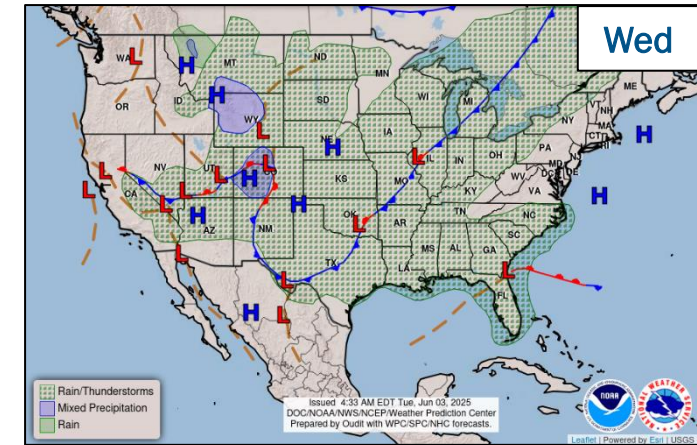
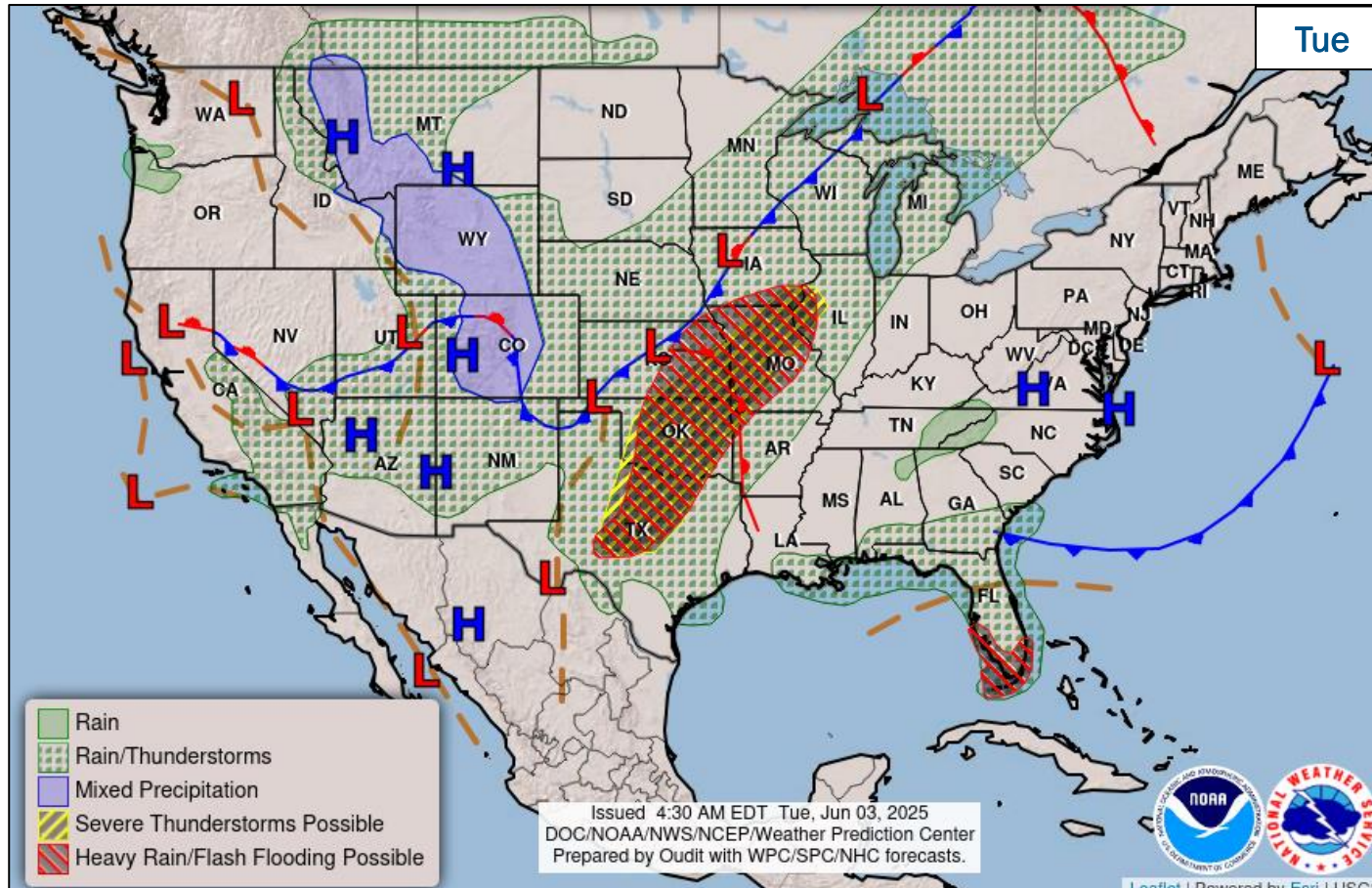
- Located offshore of the Southeastern U.S. Coast
- Could gradually develop some subtropical or tropical characteristics later this week while moving NE at 10 to 15 mph
- Formation chance – 48-hours: Low (**10%**); 7-days: Low (10%)



FEMA

National Watch Center

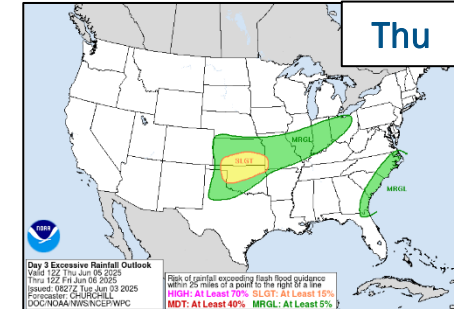
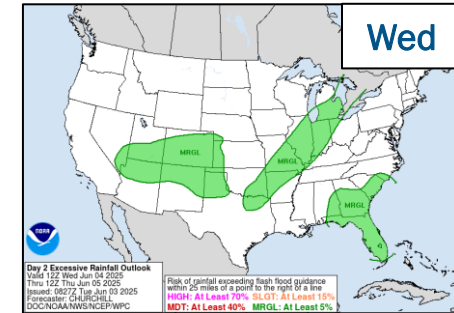
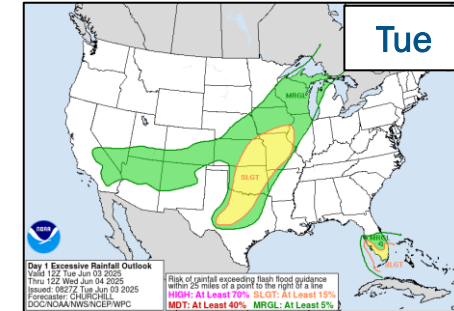
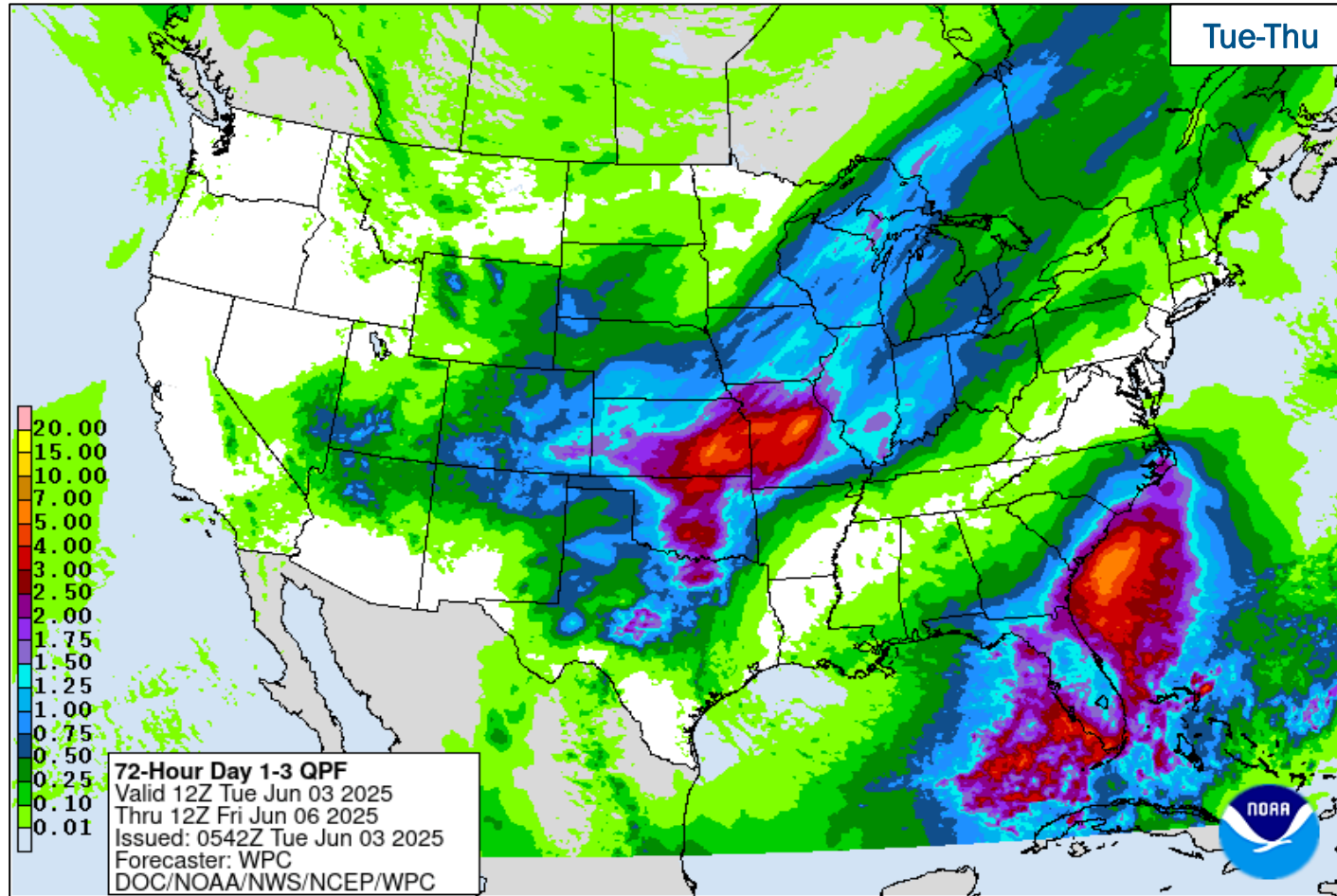
National Weather Forecast



FEMA

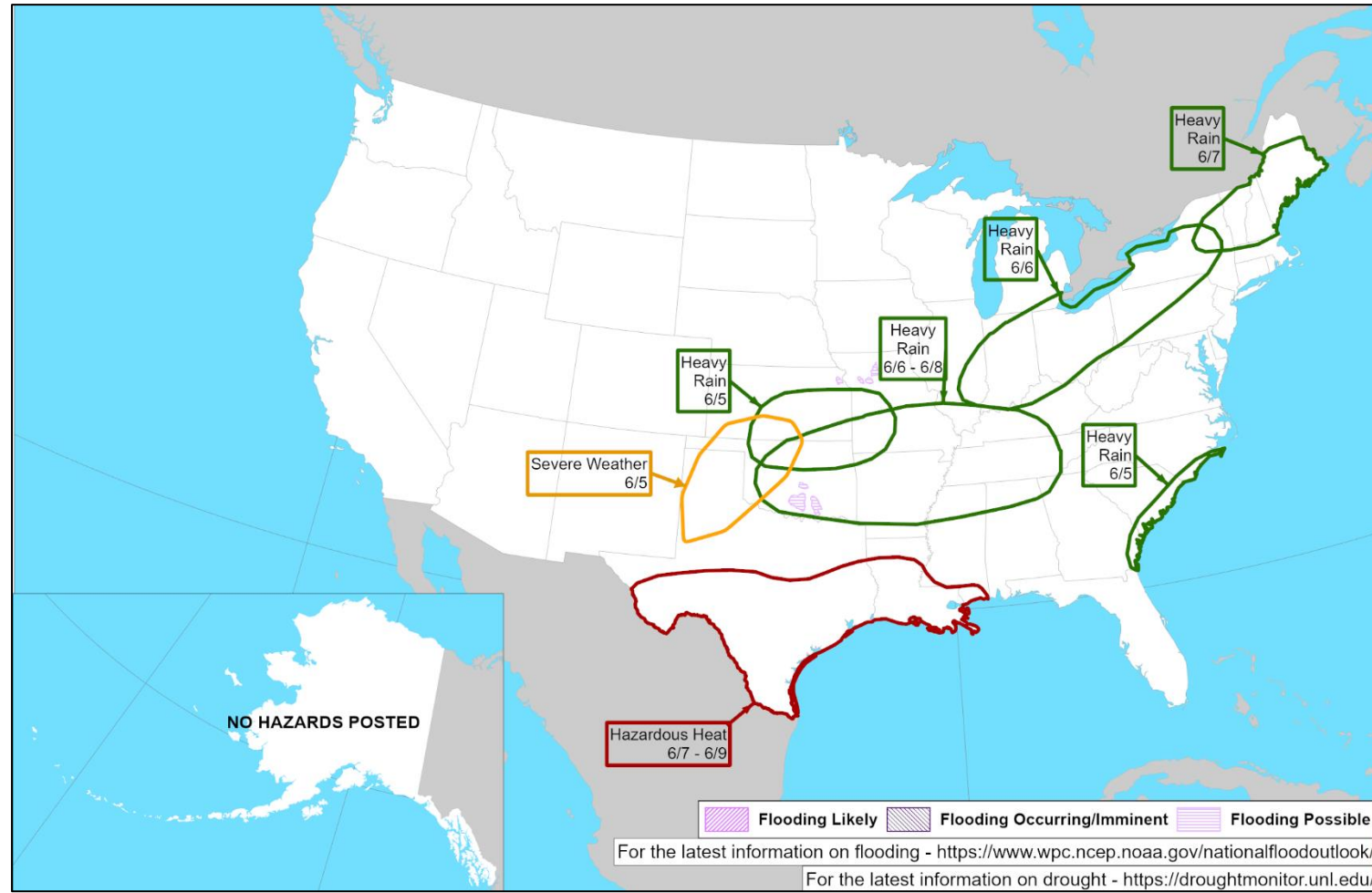
National Watch Center

Precipitation & Excessive Rainfall



FEMA

Hazards Outlook – Jun 5-9



FEMA

FEMA Common Operating Picture

23 Joint Field Offices **82 + 9** Major Disasters **10** Direct Housing Missions **14** RSF-Supported Disasters **6** Joint Recovery Offices

Tuesday
June 3, 2025
8:30 a.m. ET

| FEMA HQ | |
|-----------------|--------------|
| NWC | NRCC |
| Monitoring | Steady State |
| FEMA REGIONS | |
| Watch | RRCC |
| Monitoring I | Rostered |
| Monitoring II | Rostered |
| Monitoring III | Rostered |
| Monitoring IV | Rostered |
| Monitoring V | Rostered |
| Monitoring VI | Rostered |
| Monitoring VII | Rostered |
| Monitoring VIII | Rostered |
| Monitoring IX | Rostered |
| Monitoring X | Rostered |

| N-IMATs | |
|---------------------|--|
| 2-5 Teams Available | |
| Red | |
| White | |
| Blue | |
| Gold | |
| HS | |

| R-IMATs | |
|---------------------|----------------|
| 4-6 Teams Available | |
| I | |
| II | AL (Jun 1) |
| III | 2 |
| IV-1 | MS (May 28) |
| IV-2 | KY (Feb 16) |
| V | 3 |
| VI-1 | AR (May 15) |
| VI-2 | OK (May 27) |
| VII | 1 / AL (Jun 1) |
| VIII | Reconstituting |
| IX-1 | CA (Jan 8) |
| IX-2 | CA (Mar 6) |
| X | MO (May 28) |

Notes:

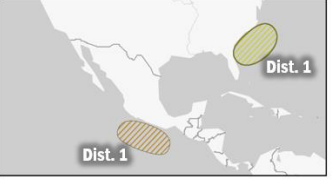
NRCC/RWCs/RRCCs:
• NSTR

State EOCs:
• AZ/HI/TX: Wildfires
• MO/NC/OK: Severe Weather
• AL/FL/KY/TN: Previous Incidents
• MD/WV: Flooding
• DC: U.S. Army Birthday

| Volunteer Force | |
|----------------------|----------|
| Rostered | Deployed |
| 7,985 | 4 |
| Surge Capacity Force | |
| Rostered | Deployed |
| 8,492 (+1) | 0 |

| |
|---------------------------------|
| Fully Mission Capable (FMC) |
| Partially Mission Capable (PMC) |
| Not Mission Capable (NMC) |
| Deployed |

| REGIONAL BREAKDOWN | | | |
|--------------------|-----|----|--------|
| | JFO | DR | EM JRO |
| I | 2 | 7 | 0 0 |
| II | 0 | 0 | 0 2 |
| III | 2 | 8 | 1 0 |
| IV | 7 | 26 | 7 1 |
| V | 0 | 0 | 0 0 |
| VI | 3 | 10 | 1 3 |
| VII | 4 | 19 | 0 0 |
| VIII | 1 | 1 | 0 0 |
| IX | 2 | 5 | 0 0 |
| X | 2 | 6 | 0 0 |



Lacey, WA
DR-4775-WA
Closing Jun 6

Oakland, CA
DR-4482-CA
• R-IX IMAT-2

Pasadena, CA
DR-4856-CA
• R-IX IMAT-1

Oklahoma City, OK
DR-4866-OK
• R-VI IMAT-2

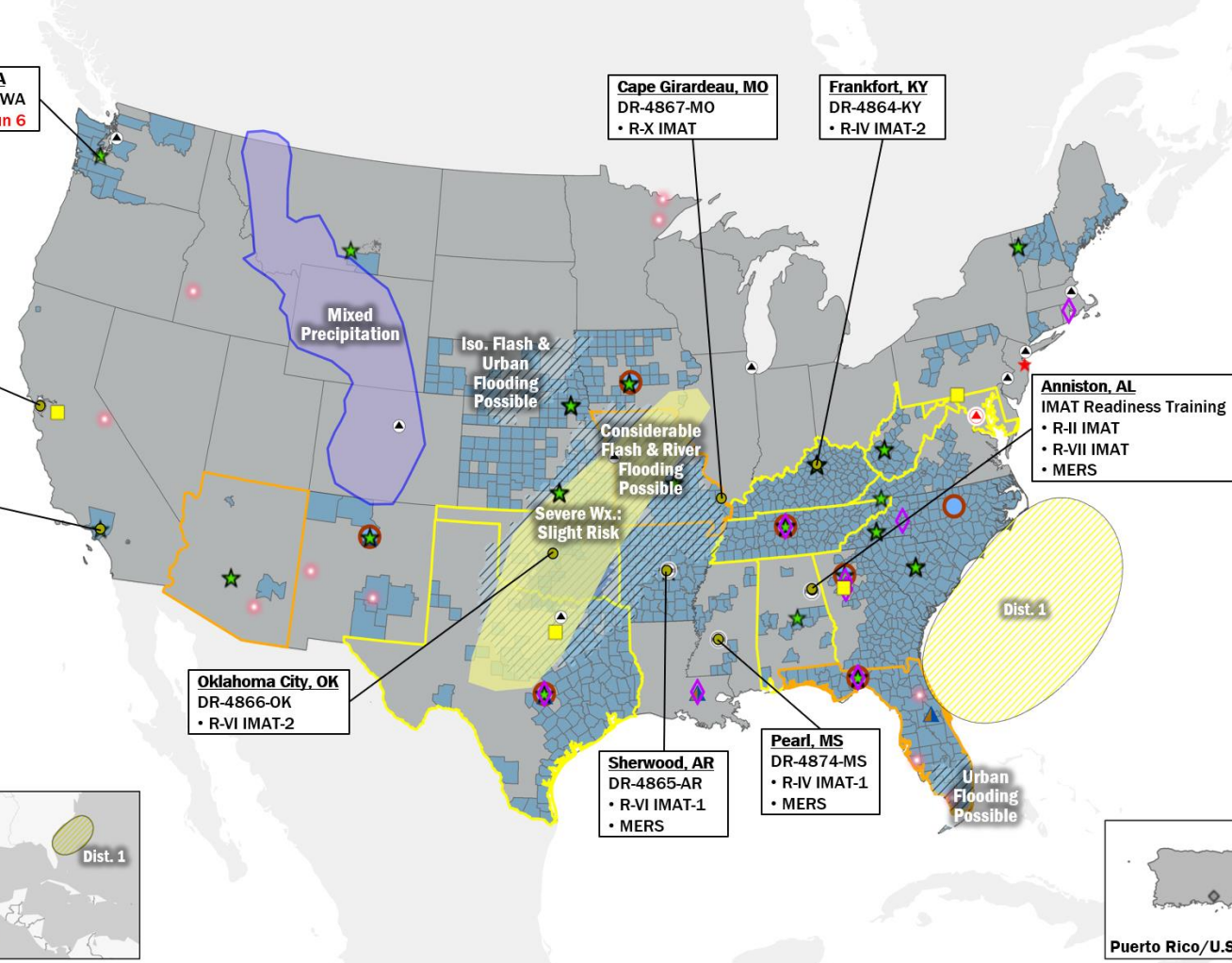
Cape Girardeau, MO
DR-4867-MO
• R-X IMAT

Frankfort, KY
DR-4864-KY
• R-IV IMAT-2

Anniston, AL
IMAT Readiness Training
• R-II IMAT
• R-VII IMAT
• MERS

Sherwood, AR
DR-4865-AR
• R-VI IMAT-1
• MERS

Pearl, MS
DR-4874-MS
• R-IV IMAT-1
• MERS



Legend:

- FMAG
- FEMA HQ
- Regional Offices
- Joint Field Offices
- Joint Recovery Offices
- Direct Housing Mission
- Active RSF Missions
- Pre-Positioned Sites
- Federal Staging Area
- Incident Support Base
- Distribution Center
- Temporary Housing Storage Area/Site
- Large Fires
- Staging Management Team

State Activation:

- Full
- Partial
- Monitoring
- Declared
- Counties

IM Workforce

12,929 (-54) Assigned
4,950 (-47) Unavailable
6,285 (-22) Deployed

13% / 1,694 (+15) Available

IM Cadre Availability

20 Cadres ≤ 25% Availability

Alternative Dispute Resolution: 15% (5/33); Civil Rights: 8% (12/150); Disaster Field Training Operations: 18% (12/68); Disability Integration: 14% (4/29); Disaster Survivor Assistance: 13% (135/1,134); External Affairs: 8% (28/341); Environmental Planning and Historic Preservation: 7% (54/788); Field Leadership: 3% (4/140); Financial Management: 16% (33/206); Hazard Mitigation: 8% (74/985); Human Resources: 14% (24/166); Individual Assistance: 11% (264/2,495); Interagency Recovery Coordination: 18% (50/275); Information Technology: 13% (87/658); Logistics: 18% (282/1,599); Operations: 8% (31/366); Public Assistance: 10% (213/2,225); Planning: 4% (15/424); Safety: 8% (7/92); Security: 9% (11/117)

MERS

≥ 66%

33 Assigned
3 Unavailable
2 Deployed

28 Available

US&R

≥ 66%

28 Assigned
2 Unavailable
0 Deployed

26 Available

FCO

≤ 1 Type I

48 (-1) Assigned
3 (-1) Unavailable
43 (+1) (24 FCOR) Deployed

2 (-1) Available

Joint Preliminary Damage Assessments

| Region | State / Location | Incident | IA | Number of Counties | | Start - End |
|--------|--------------------------|---|----|--------------------|----------|-------------|
| | | | PA | Requested | Complete | |
| III | MD | Severe Storms and Flooding May 13-14 | IA | 0 | 0 | N/A |
| | | | PA | 2 | 0 | 5/28 - TBD |
| VI | OK | Severe Storms and Flooding Apr 19 and continuing | IA | 0 | 0 | N/A |
| | | | PA | 24 | 15 (+4) | 5/28 - TBD |
| VIII | Crow Tribe of Montana | Severe Storms and Flooding May 14-23 | IA | 0 | 0 | N/A |
| | | | PA | 1 | 0 | 6/9 - TBD |



FEMA

Declaration Requests in Process – 10

| State / Tribe / Territory – Incident Description | Type | IA | PA | HM | Requested |
|--|------|----|----|----|-----------|
| MI – Severe Winter Storm | EM | | X | | Apr 11 |
| TN – Severe Storms, Straight-line Winds, Tornadoes, and Flooding | DR | X | X | X | Apr 17 |
| WA – Severe Storms, Straight-line Winds, Flooding, Landslides and Mudslides (Appeal) | DR | | X | X | May 7 |
| MI – Severe Winter Storm | DR | X | X | X | May 16 |
| MO – Severe Storms, Straight-line Winds, Tornadoes, and Flooding | EM | | X | | May 19 |
| MO – Severe Storms, Straight-line Winds, Tornadoes, and Flooding | DR | | X | X | May 19 |
| OR – Severe Storms, Flooding , Landslides, Mudslides | DR | X | X | X | May 19 |
| OR – Severe Storms and Flooding | DR | X | | X | May 19 |
| MO – Severe Storms, Straight-line Winds, Tornadoes, and Flooding | DR | X | | X | May 25 |
| IN – Severe Storms, Straight-line Winds, Tornadoes, and Flooding | DR | X | X | X | May 28 |



FEMA



FEMA

Helping people before, during, and after disasters.



Scan to subscribe to this briefing.