

FEMA National Watch Center

Daily Operations Briefing

Thursday, June 2, 2022

8:30 a.m. ET



FEMA

National Current Ops / Monitoring

New Significant Incidents / Ongoing Ops

- Wildfires
- Southwest Border Coordination Support – Washington, DC
- COVID-19

Hazard Monitoring

- Tropical Activity:
 - Atlantic
 - Disturbance 1: High (80%); Disturbance 2: Low (0%)
- Severe Thunderstorms – Mid-Atlantic

Disaster Declaration Activity

- No new declaration activity

Event Monitoring

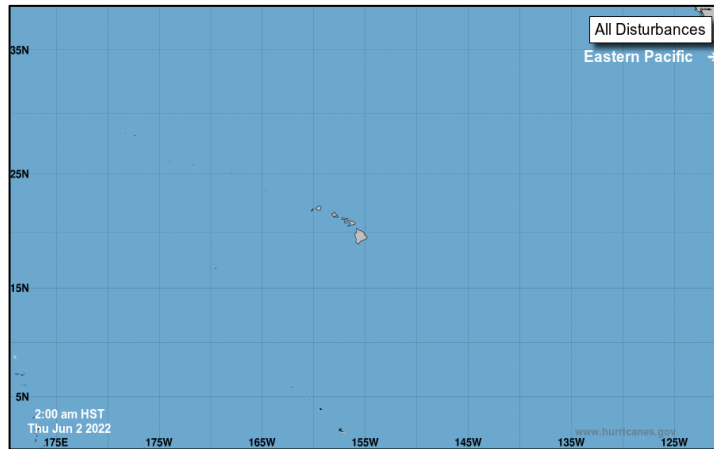
- No significant events



FEMA

Tropical Outlook – Five Day

Central Pacific



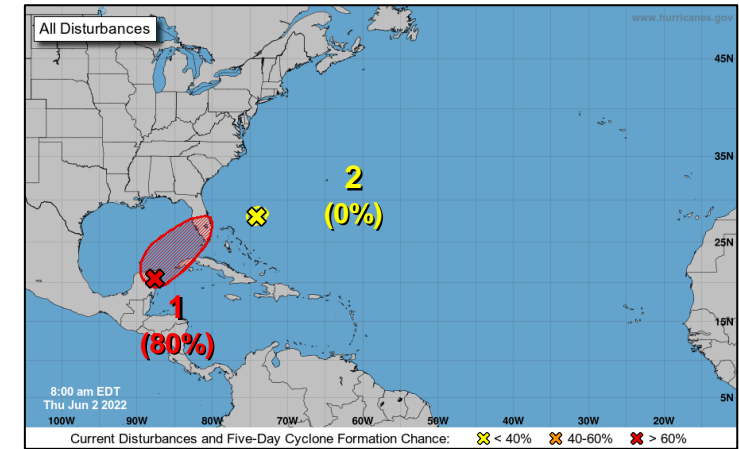
- No new tropical cyclones expected during the next five days

Eastern Pacific



- No new tropical cyclones expected during the next five days

Atlantic



Disturbance 1 (as of 8:00 a.m. ET)

- Located near the east coast of the Yucatan Peninsula
- System is likely to become a tropical depression or tropical storm during the next day or two
- Formation chance – 48-hour: High (80%); 5-day: High (80%)

Disturbance 2 (as of 8:00 a.m. ET)

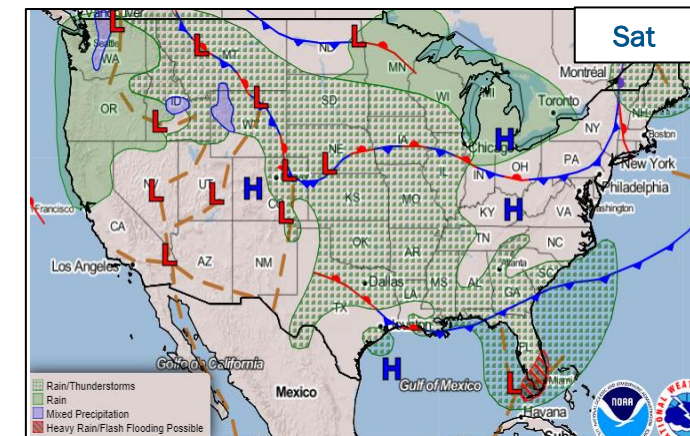
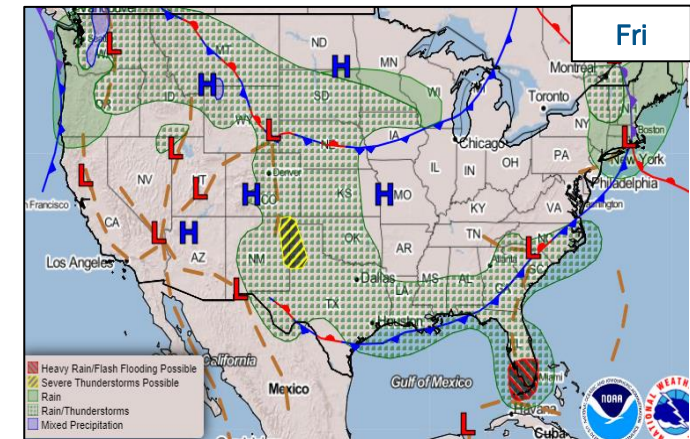
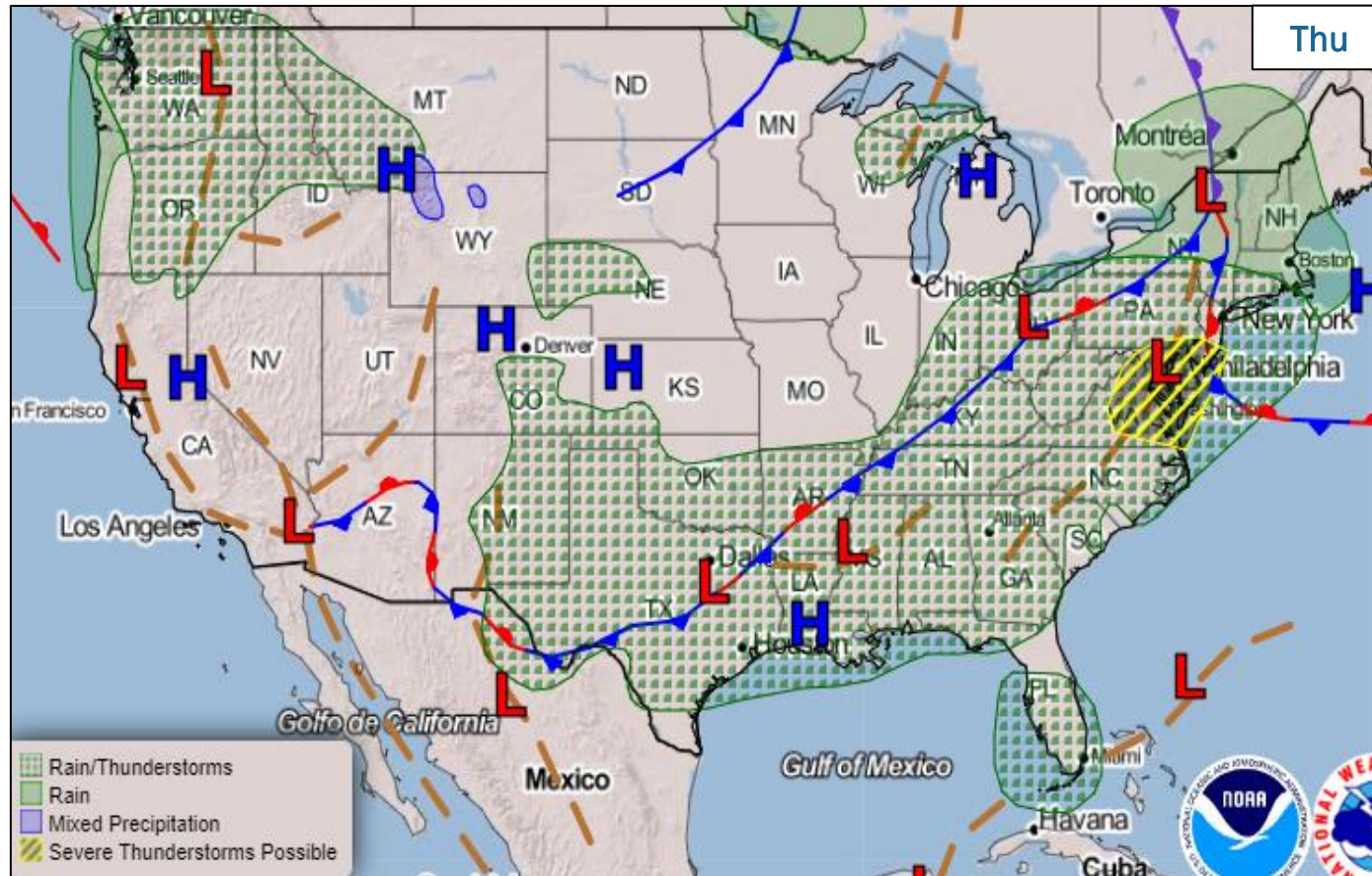
- Located 200 miles NE of central Bahamas
- Development of this system is not expected
- Formation chance – 48-hour: Low (near 0%); 5-day: Low (near 0%)



FEMA

National Watch Center

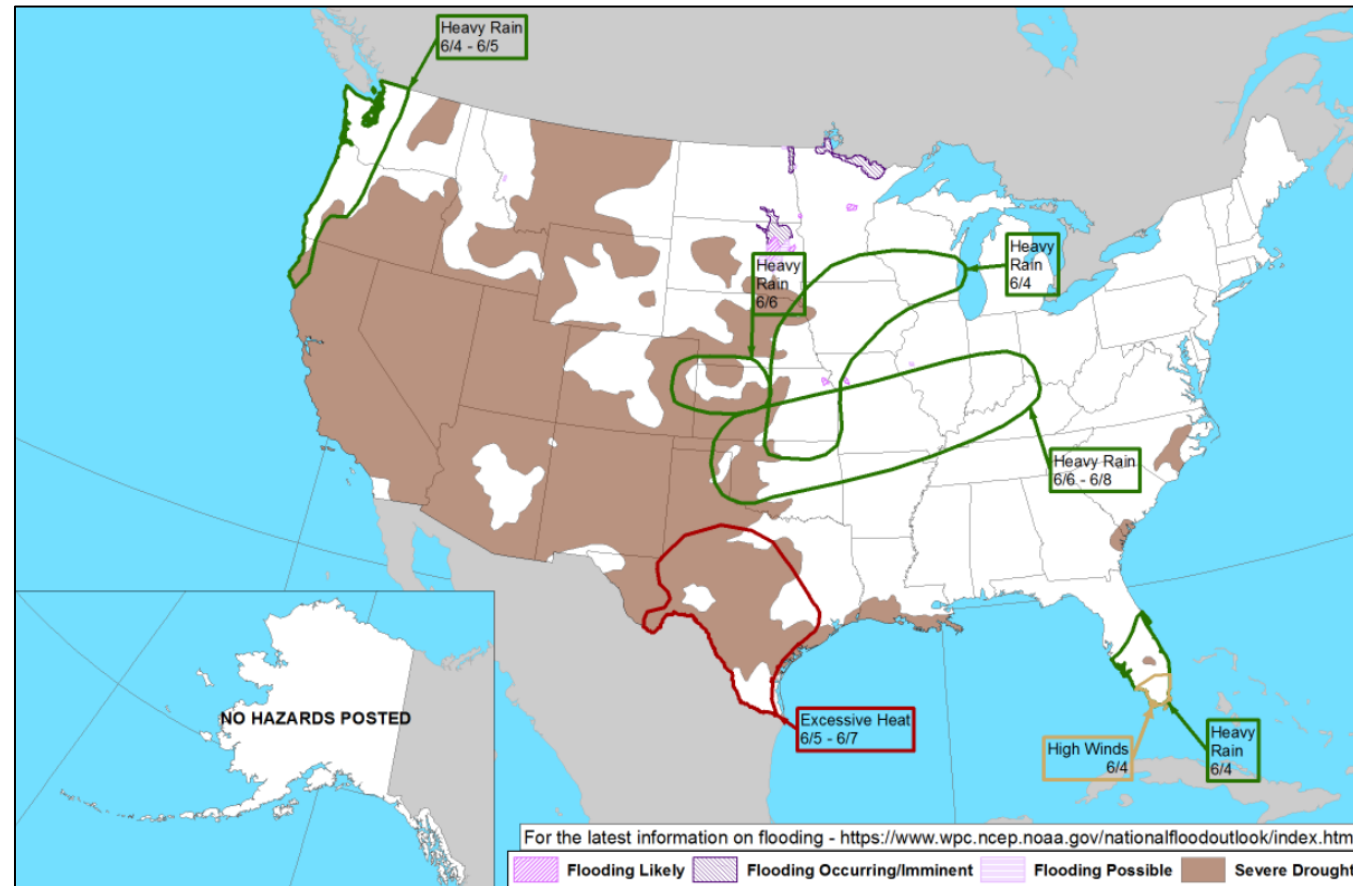
National Weather Forecast



FEMA

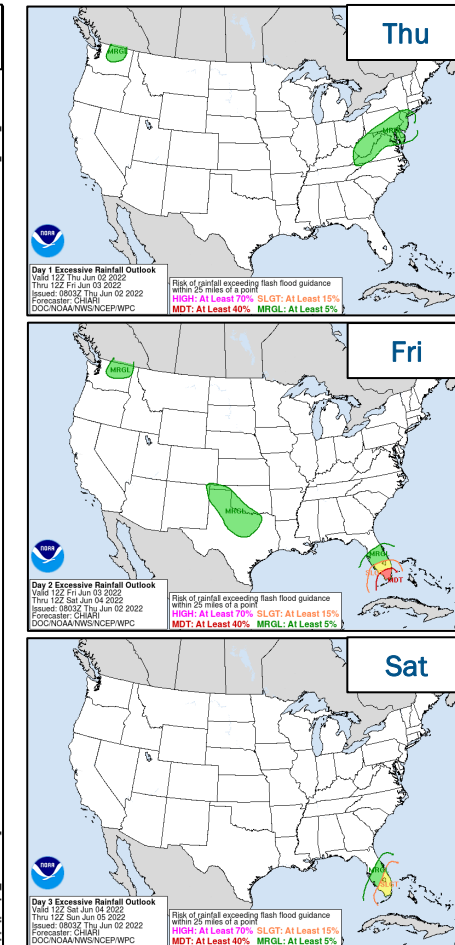
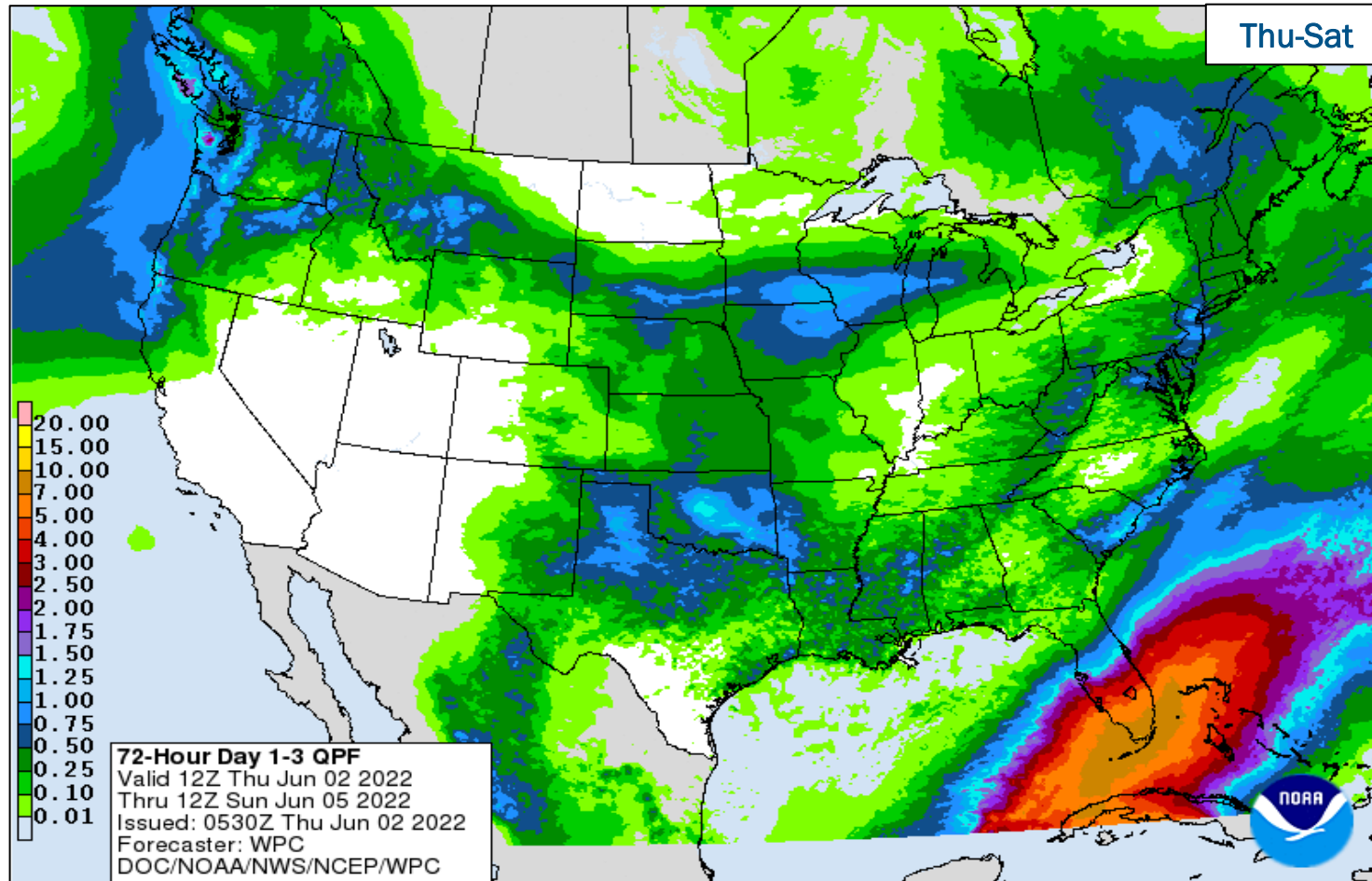
National Watch Center

Hazards Outlook – Jun 4-8



FEMA

Precipitation & Excessive Rainfall



FEMA

National Watch Center

Wildfire Summary

Fire Name (Co., ST)	FMAG #	Acres Burned	Percent Contained	Evacuations	Structures (Homes / Other)			Fatalities / Injuries
					Threatened	Damaged	Destroyed	
Hermit's Peak (San Miguel, NM)	5438-FM-NM	315,830 (+203)	54%	M: 1,262	H: 12,324 (-3,160)	H: 25 (-7)	H: 408 (+8)	0 / 85 (+11)
				V: 26,300	O: 0	O: 44	O: 384	

(Evacuations: M = Mandatory / V = Voluntary; Structures: H = Homes and Mixed Commercial/Residential / O = Non-residential Commercial/Other Minor Structures)



FEMA

Joint Preliminary Damage Assessments

Region	State / Location	Incident	IA	Number of Counties		Start – End
			PA	Requested	Complete	
V	MN	Severe Weather and Flooding Apr 22 and continuing	IA	0	0	N/A
			PA	50 counties/ 5 tribes	11 (+1)	5/23 – TBD
VI	MCN*	Tornadoes, Severe Storms, and Flooding May 2-5	IA	1	1	5/16 – 5/24
			PA	1	0	5/16 – TBD
	OK	Tornadoes and Severe Flooding May 2-5	IA	7	4	5/2 – TBD
			PA	19	19	5/18 – 5/31

*Muscogee (Creek) Nation



FEMA

National Watch Center

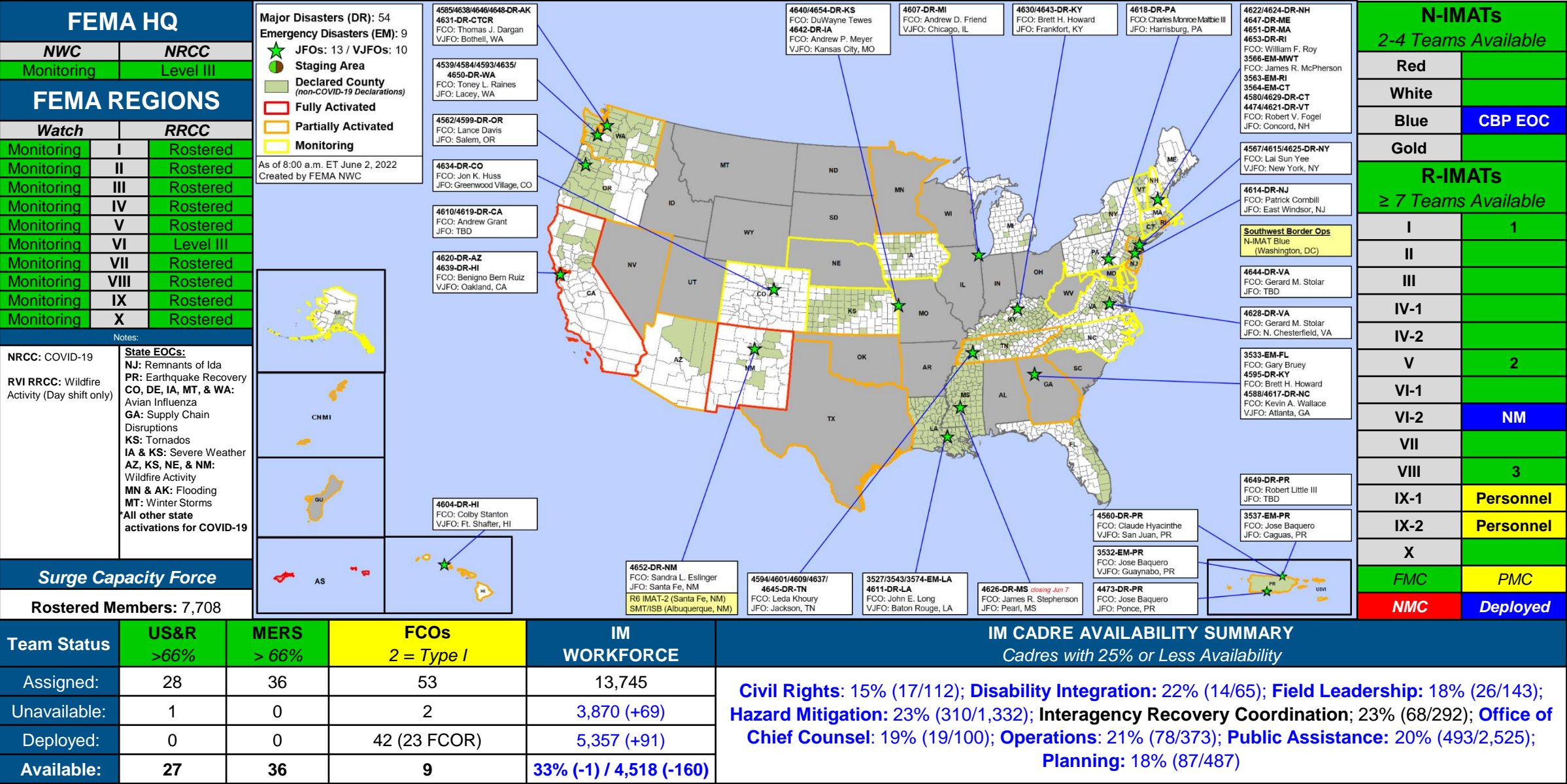
Declaration Requests in Process – 3

State / Tribe / Territory – Incident Description	Type	IA	PA	HM	Requested
MS – Severe Storm, Straight-line Winds, and Tornadoes	DR	X		X	Apr 28
MS – Severe Storm, Straight-line Winds, and Tornadoes	DR	X		X	Apr 29
TN – Wildfire, Straight-line Winds, and Tornadoes	DR	X		X	May 27



FEMA

FEMA Common Operating Picture



N-IMATs

2-4 Teams Available

Red

White

Blue

Gold

CBP EOC

R-IMATs

≥ 7 Teams Available

I 1

II

III

IV-1

IV-2

V 2

VI-1

VI-2 NM

VII

VIII 3

IX-1 Personnel

IX-2 Personnel

X

FMC

NMC

PMC

Deployed

Team Status

US&R >66%

MERS > 66%

FCOs 2 = Type I

IM WORKFORCE

Assigned: 28

Unavailable: 1

Deployed: 0

Available: 27

36

0

0

36

53

2

42 (23 FCOR)

9

13,745

3,870 (+69)

5,357 (+91)

33% (-1) / 4,518 (-160)

IM CADRE AVAILABILITY SUMMARY

Cadres with 25% or Less Availability

Civil Rights: 15% (17/112); Disability Integration: 22% (14/65); Field Leadership: 18% (26/143); Hazard Mitigation: 23% (310/1,332); Interagency Recovery Coordination; 23% (68/292); Office of Chief Counsel: 19% (19/100); Operations: 21% (78/373); Public Assistance: 20% (493/2,525); Planning: 18% (87/487)

FCO Senior Leadership Brief | 4611-DR-LA : Benjamin Abbott

INDIVIDUAL ASSISTANCE SUMMARY

Registrations
806K

(60-day period & extensions complete)

Individuals and Households Program
\$1B+

(Month 9 of 18 month active period)

Small Business Admin Loans
\$1B+

Housing Assistance
\$722M

NFIP Payouts
\$656M

Other Needs Assistance
\$475M

Transitional Shelter Assistance
169 Households

STAFF SUMMARY

Total Staff: **919** | Coach/Evaluators: **261**

Staff by Proficiency Level

453

304

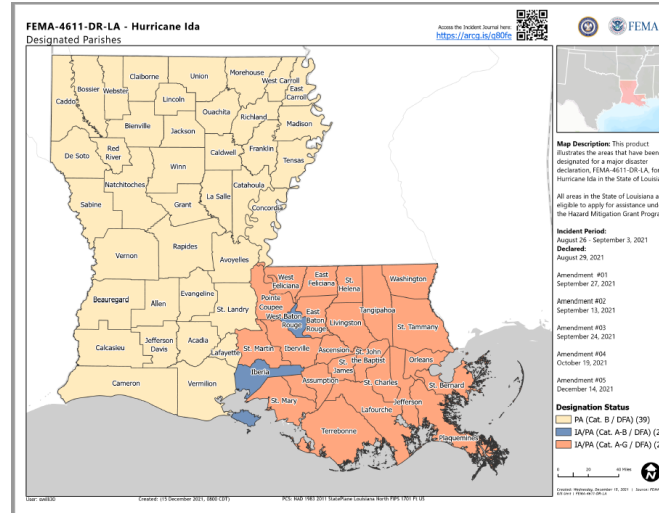
162

0% 20% 40% 60% 80% 100%
■ Qualified ■ Trainee/Candidate

NOTES

INCIDENT SUMMARY

On August 29, 2021, a Major Disaster Declaration was approved for the State of Louisiana designating IA and PA (Cat. A) for 25 parishes, PA (Cat. B), including direct federal assistance and Hazard Mitigation, statewide, and provided 100% federal funding for PA (Cat. A & B) for 30 days from the start of the incident period. Five amendments to the declaration have added 23 parishes for PA (Cat. C-G), approved 10 parishes for Direct Housing, and authorized 100% federal funding for PA (Cat. A & B) for 45 days from the start of the incident period.



FCO ASSESSMENT

Priorities

- **Housing:** Adequate, resilient, accessible and affordable housing
- **Infrastructure:** Restored, modernized, hardened and resilient systems
- **Economic:** Sustainable, diversified and resilient economy

Outcomes

- **Housing:** Adequate, resilient, accessible and affordable housing
- **Infrastructure:** Restored, modernized, hardened and resilient systems
- **Economic:** Sustainable, diversified and resilient economy

PUBLIC ASSISTANCE SUMMARY

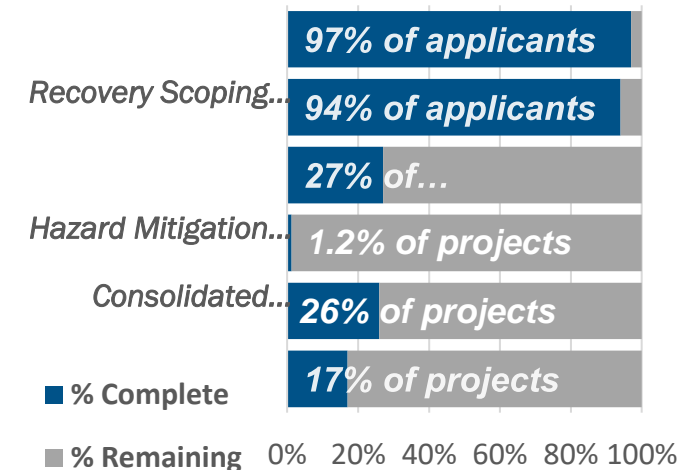
Applicants **583**

Projects **2,991**

\$ Obligated **\$505M**

Life of Disaster **\$2B+**

% of Phase Complete



TRANSITION TIMELINE

Individual Assistance thru May '22

Public Assistance thru August '23

Hazard Mitigation thru August '23

Interagency Recovery Coordination thru Jan '23

FCO Senior Leadership Brief | 4611-DR-LA: Benjamin Abbott

Recovery Support Functions (RSF)

Recovery Outcomes		
Housing	Housing: Adequate, resilient, accessible, and affordable housing	
	1	All survivors, including those in socially marginalized areas whose primary residences were destroyed and were displaced by the disaster have returned and re-established residence in permanent housing within the affected community
	2	Survivors can afford post-disaster permanent housing units within the affected community without post- disaster assistance
	3	Post-disaster permanent housing units in the affected community meet or exceed recognized residential codes and standards and incorporate recommended mitigation measures appropriate to the area's hazards (e.g., flooding, fire, high winds), or include resiliency measures
Economic	Economic: Sustainable, diversified and resilient economy	
	1	Business activities are resumed and restored, including those local and marginalized businesses and major employers
	2	Local and state government ability to facilitate and regulate business activities is restored
	3	Tax base and revenue streams from businesses are restored
	4	Communities have Comprehensive Economic Development Strategies that measures the recovery process
	5	Financial activities essential to credit and insurance coverage and flows are restored
Community Recovery	Community Recovery: Resilient recovery of SLTT communities	
	1	Community Conditions Assessment + Community Profiles
	2	Status of emergency plans, such as the Mitigation plan and Pre-Disaster Recovery Plan
	3	Community engagement and communication strategy is in place for long-term recovery plan or strategy
	4	Mitigation and recovery projects have been implemented
	5	Inclusive communications strategy developed for long-term recovery planning or strategy

Recovery Outcomes		
Infrastructure	Infrastructure: Restored, modernized, hardened and resilient systems	
	1	Power systems and fuel delivery services have been repaired, modernized, and strengthened for future disasters
	2	Water systems, dams, levees, and service capacities have been repaired, modernized, and strengthened for future disasters
	3	Communications systems and services have been repaired, modernized, and strengthened against future disasters
	4	Public and private transportation systems, to include those supporting marginalized areas are repaired and reliable
	5	Government and PNP facilities have been repaired , modernized and strengthened for future disasters
Health & Social Services	HSS: Sustainable and resilient health education and social service systems	
	1	Households have safe drinking water and no hazardous and toxic materials
	2	Healthcare providers have resumed capacity to meet chronic or long-term health needs, as well as primary and emergency care
	3	Ensure survivors are provided necessary behavioral health and disaster case management services.
	4	Social Assistance programs that support vulnerable populations, e.g., have resumed delivery of financial and other materiel support and services to vulnerable segments of the community's population
	5	Schools are fully operational & providing full academic programs and can provide a safe, sanitary, and supportive environment
Natural Cultural Resources	NCR: Restored, preserved, risk-resistant and resilient resources	
	1	Natural resources in the affected community, to include socially marginalized, have been restored to protect people and ecosystems
	2	Resources associated with entertainment, education, recreation, and tourism have been repaired, and public accessibility restored
	3	Access to raw material and other commodities that sustain the local economy has been restored
	4	Sites and artifacts associated with the community's heritage and identity have been stabilized/protected, and public accessibility to these sites has been restored
	5	

FCO Senior Leadership Brief | 4611-DR-LA : Benjamin Abbott

Recovery Outcomes

INFRASTRUCTURE: Restored, modernized, hardened and resilient systems

Outcome Indicator (5): Government and PNP facilities have been repaired , modernized and strengthened for future disasters

- Impacts to the damaged HOW's limited the ability to provide services to their communities, which in many cases, were the underserved or those with a higher need of assistance. Many HOW's provide life essential needs during non-disaster situations
- Working with our SBA partners to refine both agencies' processes allowed HOW applications to move forward with fewer issues and were less burdensome to the applicant. This has created stronger partnerships and allows FEMA to better serve survivors in future events
- Outreach was key to ensure FEMA programs were made available and to lessen the complexities of the PA program process. Outreach was designed to better explain PA program. Currently developing same outreach for HM program
- Outcome of efforts was 29% or 169 of total PA applicants are Houses of Worship.



FEMA

Helping people before, during, and after disasters.



Scan to subscribe to this briefing.