

FEMA National Watch Center

Daily Operations Briefing

Friday, May 31, 2024

8:30 a.m. ET



FEMA

National Current Ops / Monitoring

New Significant Incidents / Ongoing Ops

- No new significant incidents / operations

Hazard Monitoring

- Severe Thunderstorms /Heavy Rain/Flash Flooding – Southern / Central Plains and Lower Mississippi Valley

Disaster Declaration Activity

- Major Disaster Declaration Approval – AR
- One amendment issued – OK

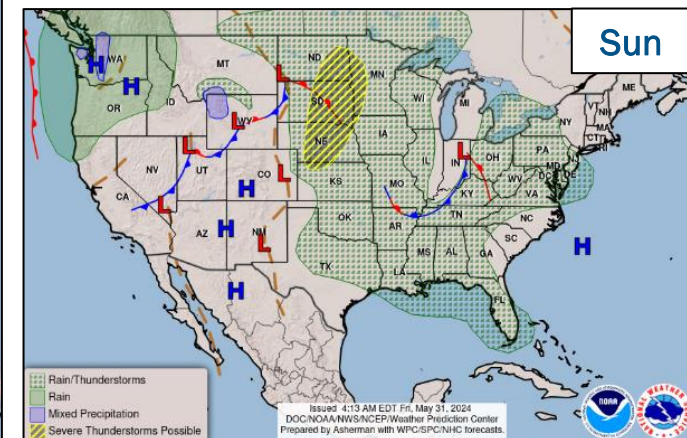
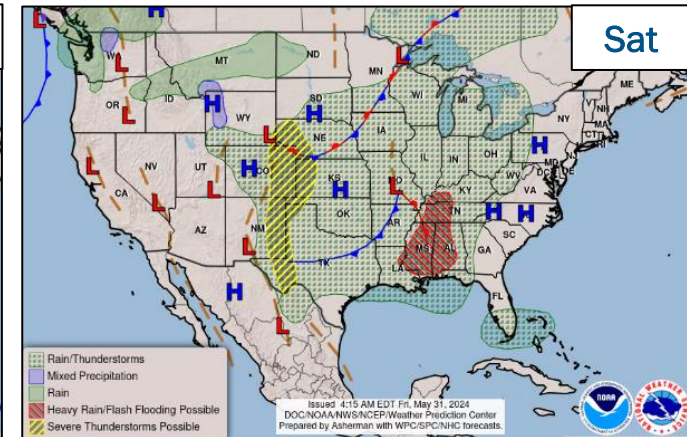
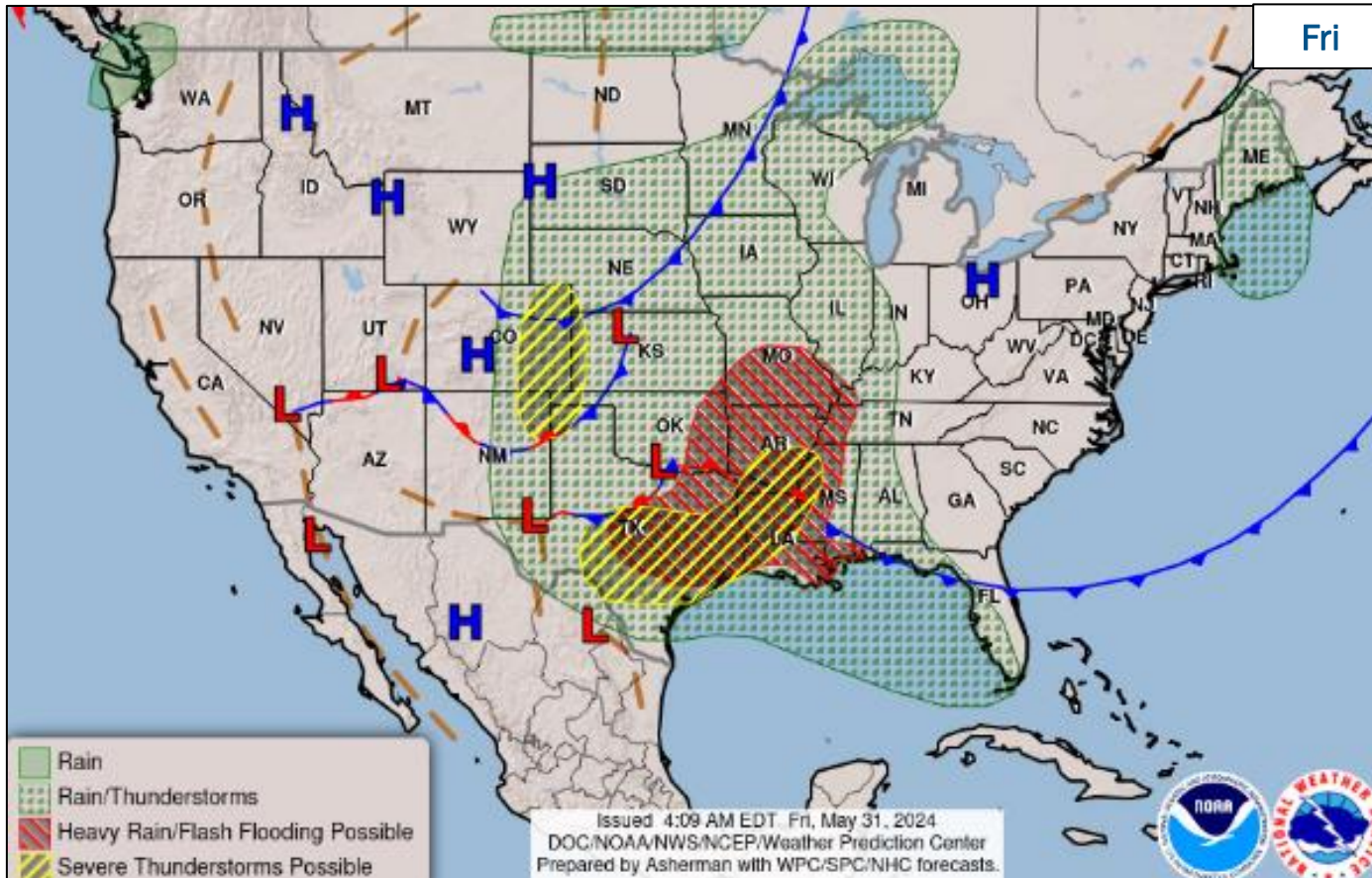
Event Monitoring

- No new significant events



FEMA

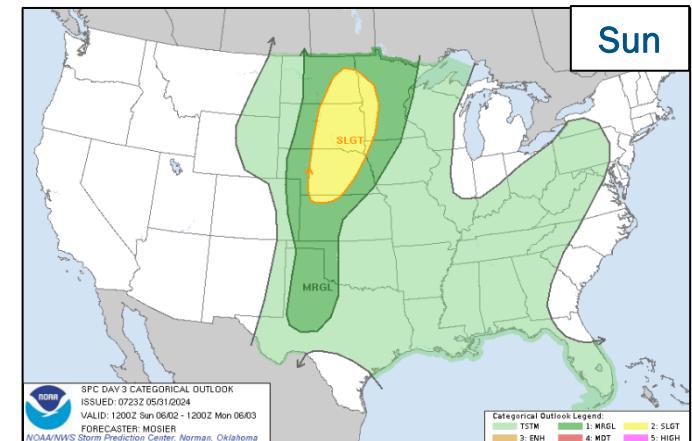
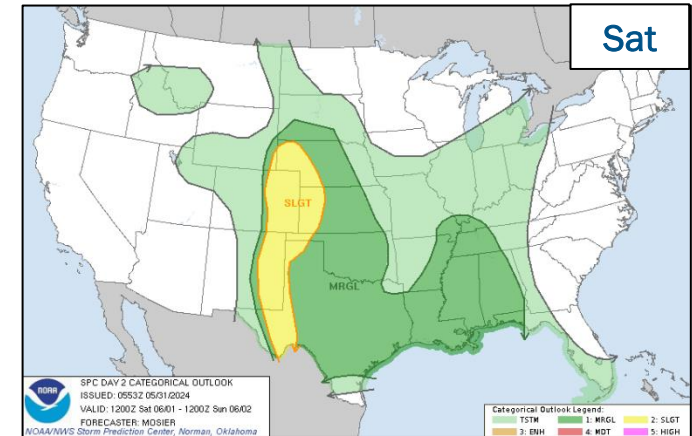
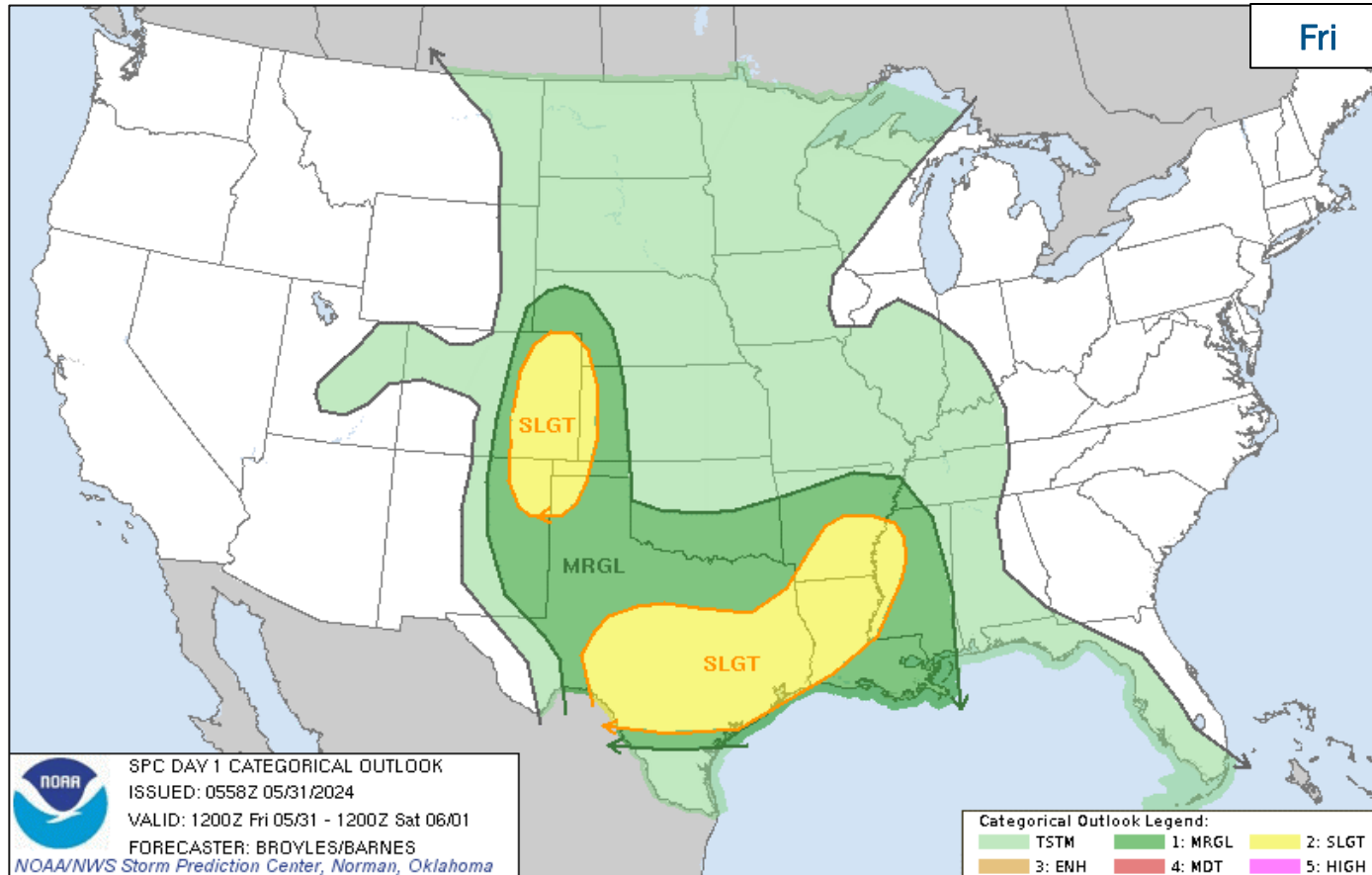
National Weather Forecast



FEMA

National Watch Center

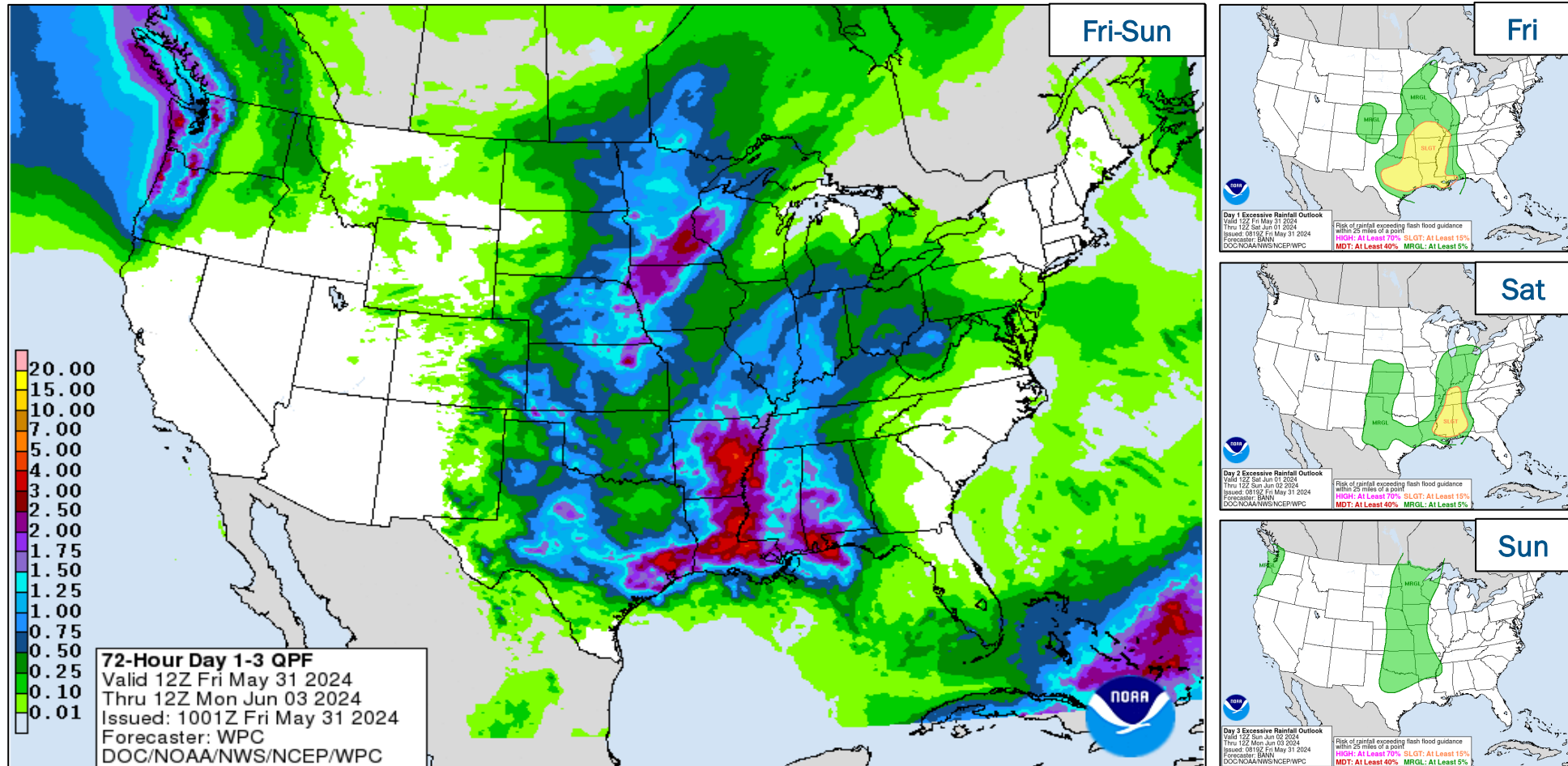
Severe Weather Outlook



FEMA

National Watch Center

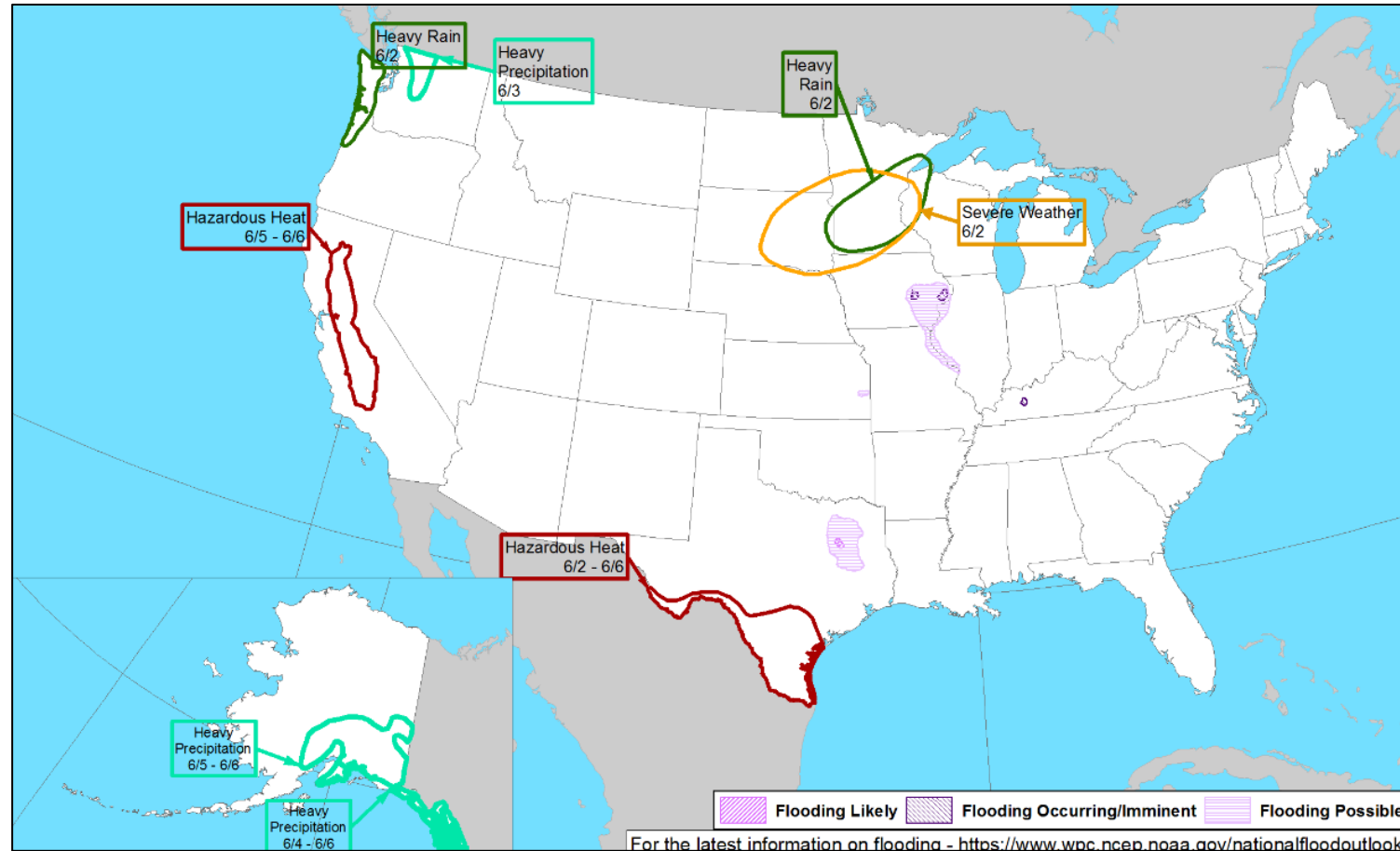
Precipitation & Excessive Rainfall



FEMA

National Watch Center

Hazards Outlook – June 2-6




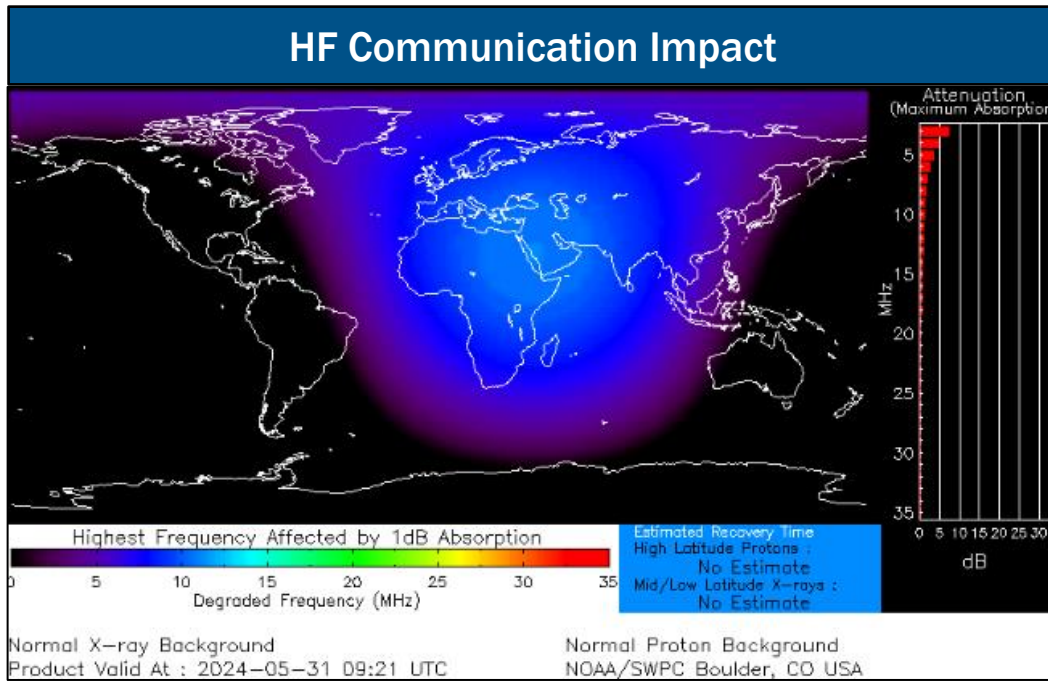
FEMA

National Watch Center

Space Weather Outlook

Minor	Space Weather Activity	Geomagnetic Storms	Solar Radiation	Radio Blackouts
Past 24 Hours	Minor	G1	None	None
Next 24 Hours	Moderate	G2	None	R2

For further information on NOAA Space Weather Scales refer to: <http://www.swpc.noaa.gov/noaa-scales-explanation>
 For further information on Sunspot Activity refer to: <https://www.swpc.noaa.gov/phenomena/sunspotssolar-cycle>



FEMA

Wildfire Summary

Fire Name (County, ST)	FMAG #	Acres Burned	Percent Contained	Evacuations	Structures (Homes / Other)			Fatalities / Injuries
					Threatened	Damaged	Destroyed	
Blue 2 (Lincoln, NM)	5492-FM-NM	7,455 (+53)	0%	M: 750	H: 3,630	H: 0	H: 0	0 / 6
				V: 4,800	O: 0	O: 0	O: 0	
Simmons (Pinal, AZ)	5493-FM-AZ	351 (-149)	51% (+51)	M: 60 (-120)	H: 30 (-30)	H: 5 (+5)	H: 4 (+1)	0 / 0
				V: 0 (-540)	O: 0	O: 0	O: 0	

(Evacuations: M = Mandatory / V = Voluntary; Structures: H = Homes and Mixed Commercial/Residential / O = Non-residential Commercial/Other Minor Structures)



FEMA

National Watch Center

FEMA Common Operating Picture

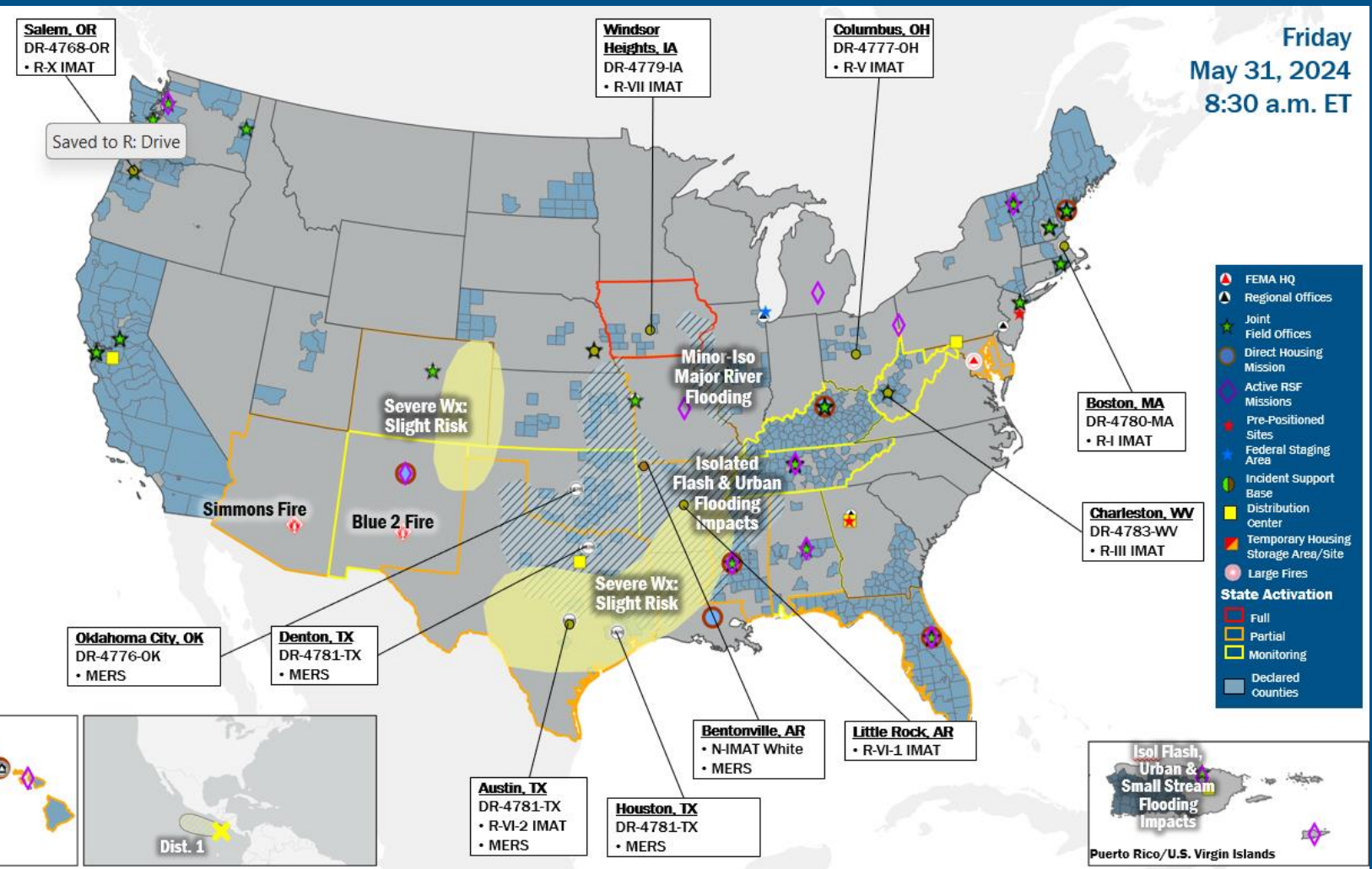
19 + 5 Joint Field Offices Virtual Joint Field Offices Supporting
81 + 1 Major Disasters Emergency Declarations
12 Direct Housing Missions **25** RSF-Supported Disasters

Friday
 May 31, 2024
 8:30 a.m. ET

FEMA HQ	
NWC	NRCC
Monitoring	Activated
FEMA REGIONS	
Watch	RRCC
Monitoring	I Rostered
Monitoring	II Rostered
Monitoring	III Rostered
Monitoring	IV Rostered
Monitoring	V Rostered
Monitoring	VI Rostered
Monitoring	VII Rostered
Monitoring	VIII Rostered
Monitoring	IX Rostered
Monitoring	X Rostered
Notes:	
RWCs/RRCCs/IMATs:	STATE EOCs:
• NRCC: Sustained Ops	• AL/FL/KY/MS/OK/TN/TX/IA/WV/MO: Severe Weather
	• TX: Ongoing Threats
	• AZ/CO: SW Border
	• MD: Key Bridge Incident
	• HI/OK/NM: Wildfires
	• CO: Hwy 50 CDOT Closure
Volunteer Force	
Rostered	Deployed
7,821 (-4)	27 (-21)
Surge Capacity Force	
Rostered	Deployed
7,443	0

N-IMATs	
2-5 Teams Available	
Red	
White	AR
Blue	
Gold	
HS	
R-IMATs	
4-6 Teams Available	
I	MA
II	2
III	WV
IV-1	
IV-2	3
V	OH
VI-1	AR
VI-2	TX
VII	IA
VIII	1
IX-1	Personnel
IX-2	Personnel
X	OR
	Fully Mission Capable (FMC)
	Partially Mission Capable (PMC)
	Not Mission Capable (NMC)
	Deployed

REGIONAL BREAKDOWN			
JFO/WJFO	DR	EM	
I	4/0	17	1
II	1/1	3	0
III	1/0	3	0
IV	5/0	20	0
V	1/0	3	0
VI	0/0	3	0
VII	1/1	5	0
VIII	0/1	2	0
IX	2/1	17	0
X	4/1	8	0



FEMA HQ

- Regional Offices
- Joint Field Offices
- Direct Housing Mission
- Active RSF Missions
- Pre-Positioned Sites
- Federal Staging Area
- Incident Support Base
- Distribution Center
- Temporary Housing Storage Area/Site
- Large Fires

State Activation

- Full
- Partial
- Monitoring
- Declared Counties

IM Workforce

13,589 (-38) Assigned
 4,945 (-150) Unavailable
 6,238 (+36) Deployed

18% (+1) / 2,406 (+76) Available

IM Cadre Availability

17 Cadres ≤ 25% Availability

Civil Rights Division: 22% (34/158); Disability Integration: 19% (9/48); Disaster Survivor Assistance: 18% (213/1,181); External Affairs: 20% (103/506); Environmental Planning and Historic Preservation: 17% (134/781); Field Leadership: 19% (28/147); Hazard Mitigation: 15% (184/1,241); Human Resources: 22% (40/178); Individual Assistance 2% (56/2,587); Information Technology: 23% (150/646); Logistics: 24% (370/1,539); Office of Chief Counsel: 18% (17/96); Operations: 10% (34/325); Public Assistance: 19% (412/2,204); Planning: 6% (29/463); Safety: 5% (4/82); Security: 9% (12/135)

MERS

> 66%

36 Assigned
 0 Unavailable
 3 Deployed

33 Available

US&R

> 66%

28 Assigned
 2 Unavailable
 0 Deployed

26 Available

FCO

≤ 1 Type I

49 Assigned
 7 Unavailable
 35 (+1) (27 FCOR) Deployed

7 (-1) Available

Joint Preliminary Damage Assessments

Region	State / Location	Incident	IA	Number of Counties / Municipalities		Start - End
			PA	Requested	Complete	
I	NH	Severe Storms and Flooding Apr 3 & continuing	IA	0	0	N/A
			PA	10	0	5/6 - TBD
II	PR	Flooding May 3-9	IA	3	3 (+1)	5/13 - TBD
			PA	13	0 (-3)	5/28 - TBD
III	WV	Flooding and Landslides Apr 2-6	IA	11	0	TBD
			PA	7	0	TBD
IV	TN	Severe Storms, Tornadoes, Winds, and Flooding May 8-9	IA	6	6	5/17 - 5/23
			PA	12	12 (+2)	5/23 - 5/30
	SC	Dam Breach May 6	IA	0	0	N/A
			PA	1	0	5/21 - TBD
	KY	Tornadoes, Thunderstorms, and Flash Flooding May 22-27	IA	13	0	5/31 - TBD
			PA	13	0	6/4 - TBD
VII	KS	Severe Storms April 25-30	IA	0	0	N/A
			PA	8	0	6/3 - TBD



FEMA

Declaration Approved – Arkansas

Declaration: Major Disaster Declaration – FEMA-4788-DR-AR

Date Requested: May 29

Date Approved: May 30

Incident: Severe Storms, Straight-line Winds, Tornadoes, and Flooding

Incident Period: May 24-27, 2024

Provides:

- **IA/PA Only:** 3 counties
- **Hazard Mitigation:** Statewide

FCO: Roland. W. Jackson



■ IA/PA



FEMA

National Watch Center

Declaration Requests in Process – 5

State / Tribe / Territory – Incident Description	Type	IA	PA	HM	Requested
OH – Train Derailment	DR	X	X	X	Jul 3
MS – Severe Storms, Straight-Line Winds, Tornadoes, and Flooding	DR	X		X	May 9
KY – Severe Storm and Tornado (Appeal)	DR	X		X	May 10
ID – Severe Storm, Flooding, Landslides, and Mudslides	DR		X	X	May 22
FL – Severe Storms, Straight-line Winds, Tornadoes, and Flooding	DR	X	X	X	May 22
AR – Severe Storms, Straight-line Winds, Tornadoes, and Flooding – Approved	DR	X	X	X	May 29



FEMA

Declaration Amendments

Declaration	Number	Issued	Action
FEMA-4776-DR-OK	11	May 30	Adds 5 counties to Individual Assistance



FEMA



FEMA

Helping people before, during, and after disasters.



Scan to subscribe to this briefing.