

FEMA National Watch Center

Daily Operations Briefing

Tuesday, May 30, 2023

8:30 a.m. ET



FEMA

National Current Ops / Monitoring

New Significant Incidents / Ongoing Ops

- Super Typhoon Mawar – Guam/CNMI

Hazard Monitoring

- Severe thunderstorms – Southern and Central Plains

Disaster Declaration Activity

- No new declaration activity

Event Monitoring

- No significant events



FEMA

Super Typhoon Mawar – Guam/CNMI

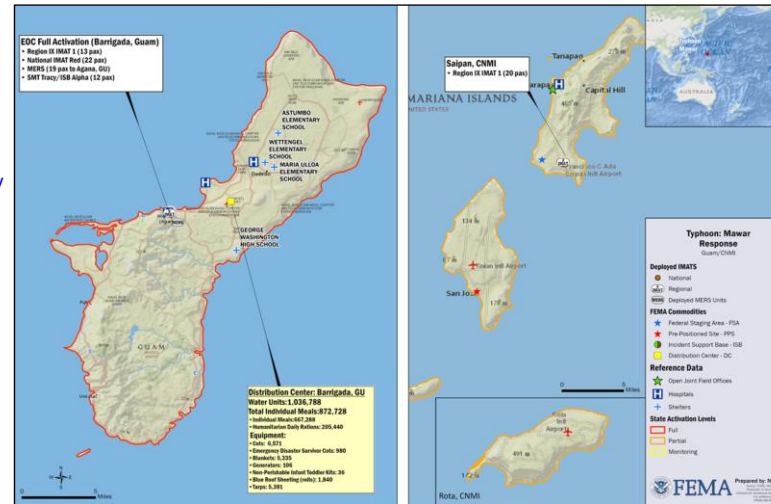


Situation: (SLB as of 7:30 a.m. ET)

Mission priorities remain focused on restoration of utilities to critical infrastructure including power within the impacted area. Federal teams, commodities, and equipment continue to move into the impacted areas to respond and stabilize community lifelines.

Lifelines:

- Food, Water, Shelter:
 - GU: 4 shelters open with 757 (-3) occupants
 - GU: GWA 50% water systems operational; 20% of other water systems operational; boil water notice in effect; 4 of 9 wastewater facilities operational
 - GU: Requested 25k meals and 34k liters of water for 4 shelter sites; FEMA delivered food & water to all shelters
 - CNMI: 1 of 3 systems on Rota remains under boil water advisory
- Health and Medical:
 - GU: All 3 hospitals fully operational
 - CNMI: Power and water restored to Rota Health Center
- Energy:
 - GU: Power restored to 26% (+5%) of system load; damage assessments expected to be completed by today
 - CNMI: Power restored to 92% (+13%) of customers; full restoration expected by June 5
- Communication:
 - GU: 44% (+1%) of cell sites operational
 - CNMI: 60% of cell sites operational
- Transportation:
 - GU: Guam International Airport open for all commercial carriers
 - CNMI: All 3 airports operational
 - Guam, Rota, Tinian and Saipan ports open



Territory/Local Response:

- GU EOC at Full Activation; Governor declared a State of Emergency
- CNMI EOC at Partial Activation

FEMA/Federal Response:

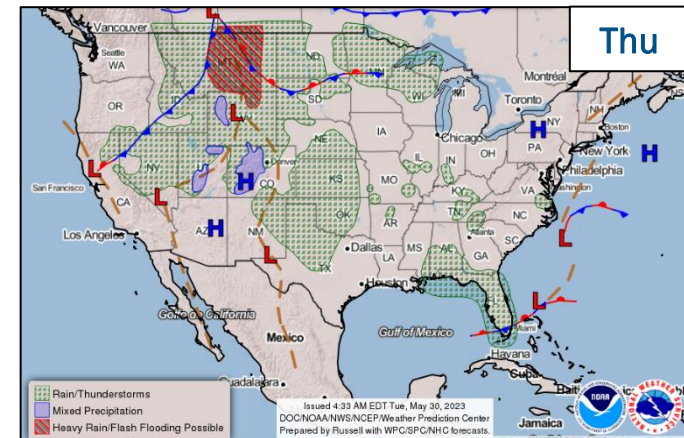
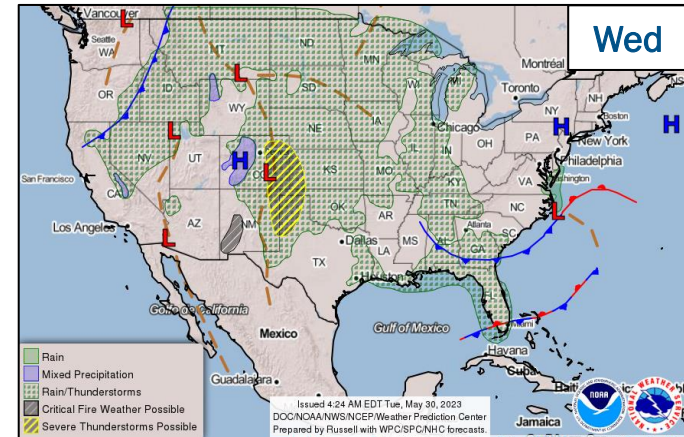
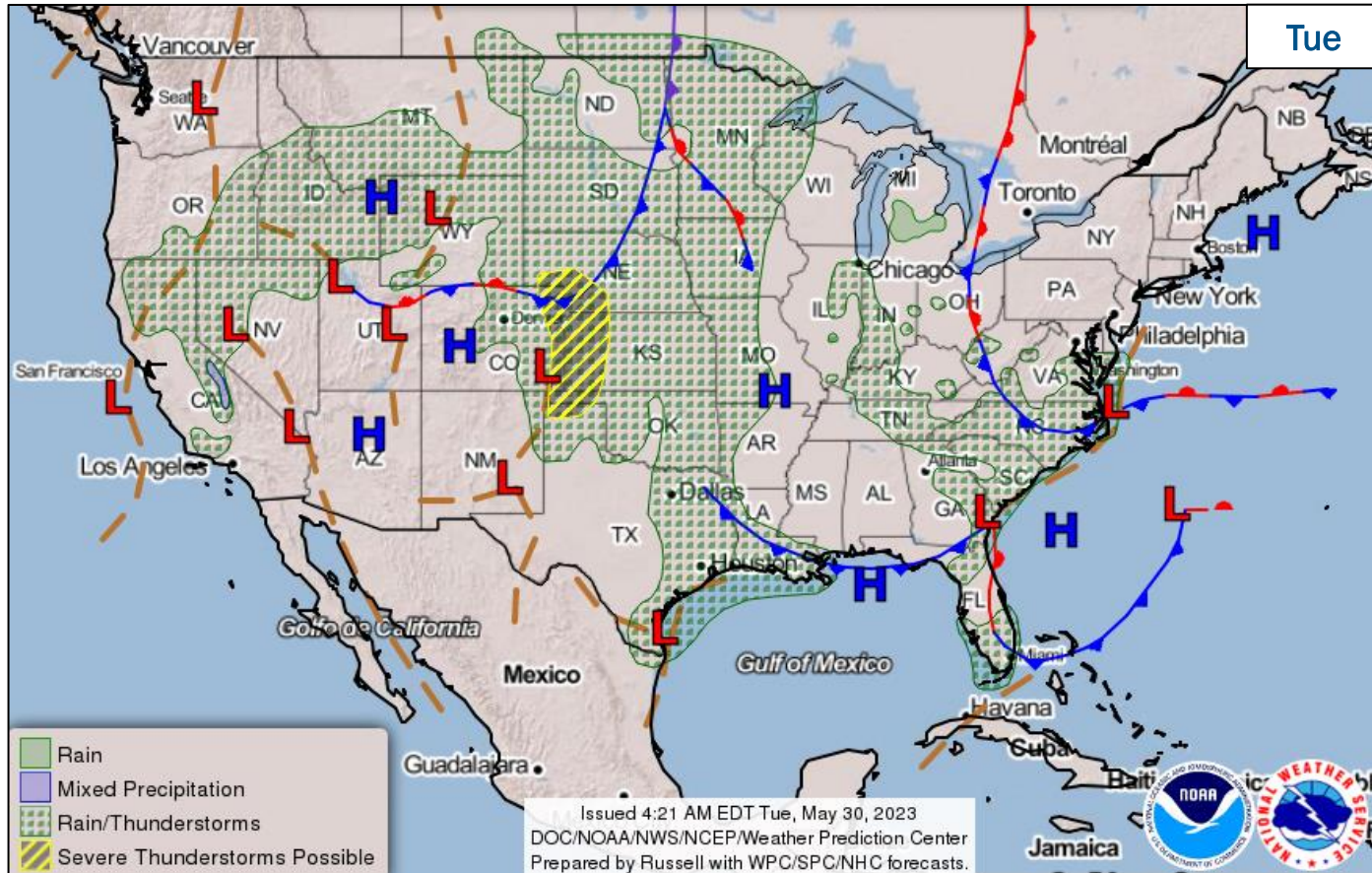
- Region IX: IMAT-1 deployed to GU and CNMI
 - ESFs 1,3,4,7,8,10-14, USCG, DCE, USACE SMEs and power Planning and Response Team in Guam; DOD LNOs in GU and CNMI; DOD DCO supporting from CA; USCG SAR in HI; USACE roofing PRT SMEs in HI; 104 (+56) Disaster Survivor Assistance (DSA) staff enroute to Guam
 - Disaster Recovery Center Taskforce standing up May 31
- FEMA HQ
 - NRCC activated 24/7
 - Major Disaster Declaration FEMA-4715-DR-GU approved May 25; Emergency Declarations FEMA-3593-EM-MP and FEMA-3594-EM-GU approved May 22; Amendment No. 1 to FEMA-4715-DR-GU adds Individual Assistance
 - National IMAT Red in GU, Region VIII IMAT on alert
 - Logistics: SMT Tracy/ISB Alpha deployed to GU
 - Distribution Centers in GU, HI, and CA adequately stocked and ready to deploy commodities
 - MERS: 19 personnel and communications equipment deployed to GU

Time Conversion Chart

Time Zone	Time																							
EDT	1:00 AM	2:00 AM	3:00 AM	4:00 AM	5:00 AM	6:00 AM	7:00 AM	8:00 AM	9:00 AM	10:00 AM	11:00 AM	12:00 PM	1:00 PM	2:00 PM	3:00 PM	4:00 PM	5:00 PM	6:00 PM	7:00 PM	8:00 PM	9:00 PM	10:00 PM	11:00 PM	12:00 AM
PDT	10:00 PM	11:00 PM	12:00 AM	1:00 AM	2:00 AM	3:00 AM	4:00 AM	5:00 AM	6:00 AM	7:00 AM	8:00 AM	9:00 AM	10:00 AM	11:00 AM	12:00 PM	1:00 PM	2:00 PM	3:00 PM	4:00 PM	5:00 PM	6:00 PM	7:00 PM	8:00 PM	9:00 PM
HST	7:00 PM	8:00 PM	9:00 PM	10:00 PM	11:00 PM	12:00 AM	1:00 AM	2:00 AM	3:00 AM	4:00 AM	5:00 AM	6:00 AM	7:00 AM	8:00 AM	9:00 AM	10:00 AM	11:00 AM	12:00 PM	1:00 PM	2:00 PM	3:00 PM	4:00 PM	5:00 PM	6:00 PM
ChST	3:00 PM	4:00 PM	5:00 PM	6:00 PM	7:00 PM	8:00 PM	9:00 PM	10:00 PM	11:00 PM	12:00 AM	1:00 AM	2:00 AM	3:00 AM	4:00 AM	5:00 AM	6:00 AM	7:00 AM	8:00 AM	9:00 AM	10:00 AM	11:00 AM	12:00 PM	1:00 PM	2:00 PM



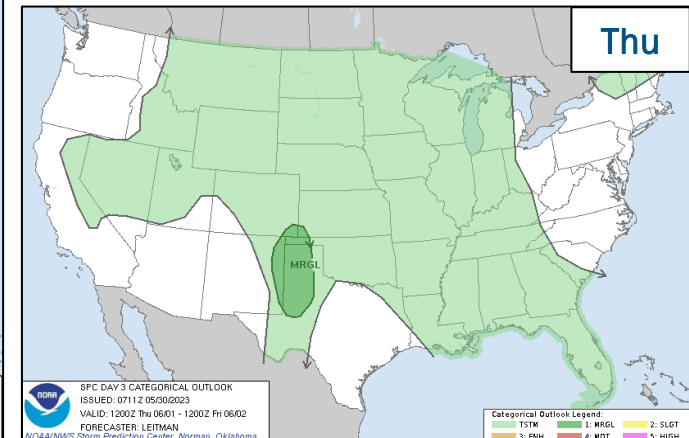
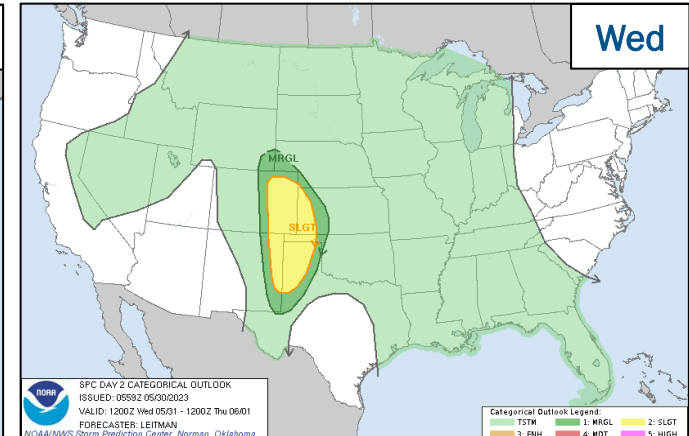
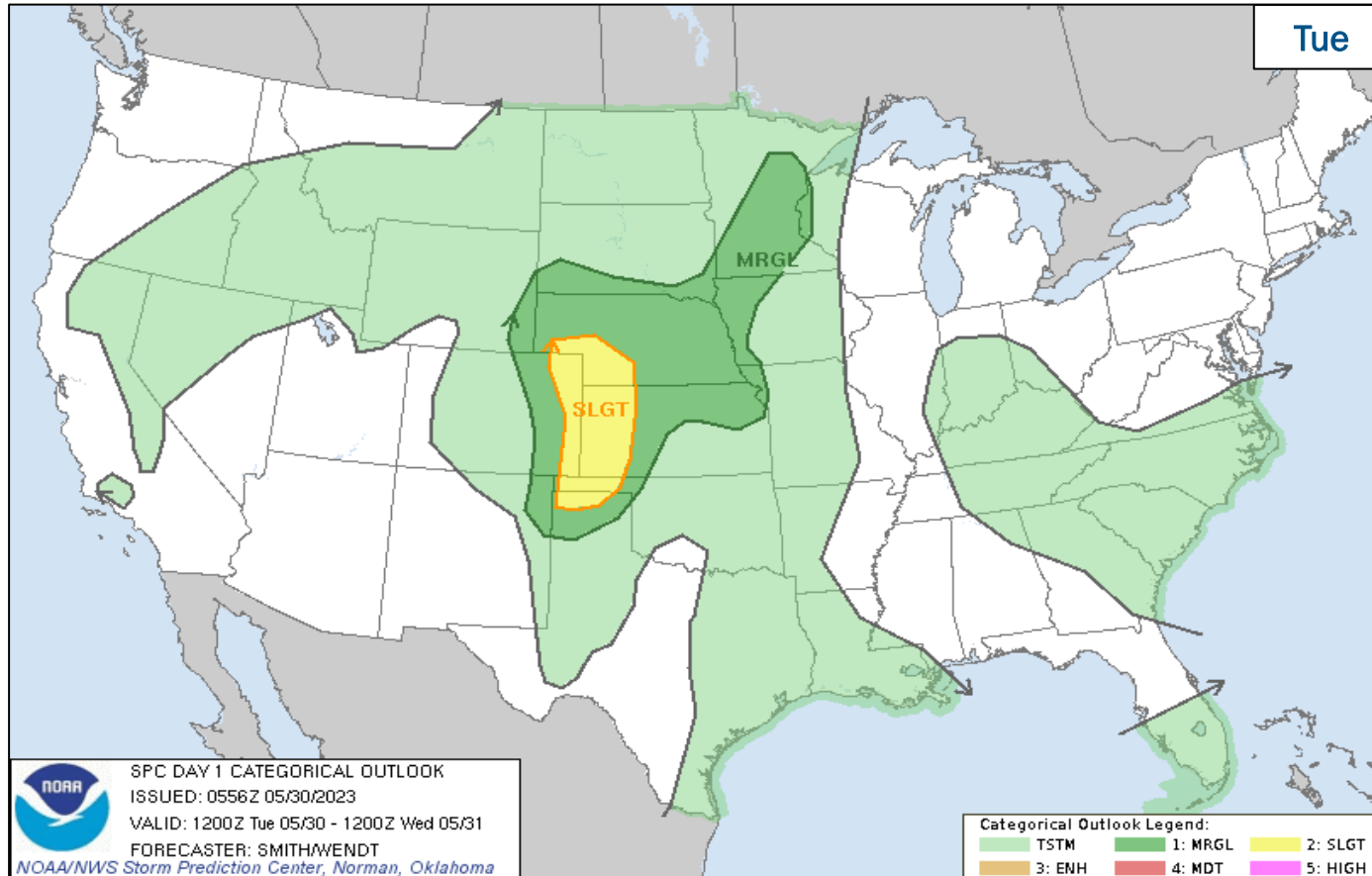
National Weather Forecast



FEMA

National Watch Center

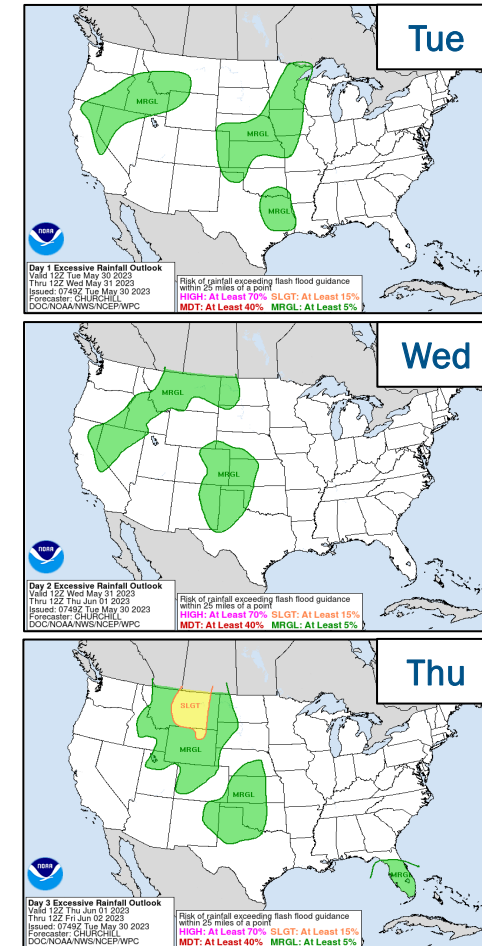
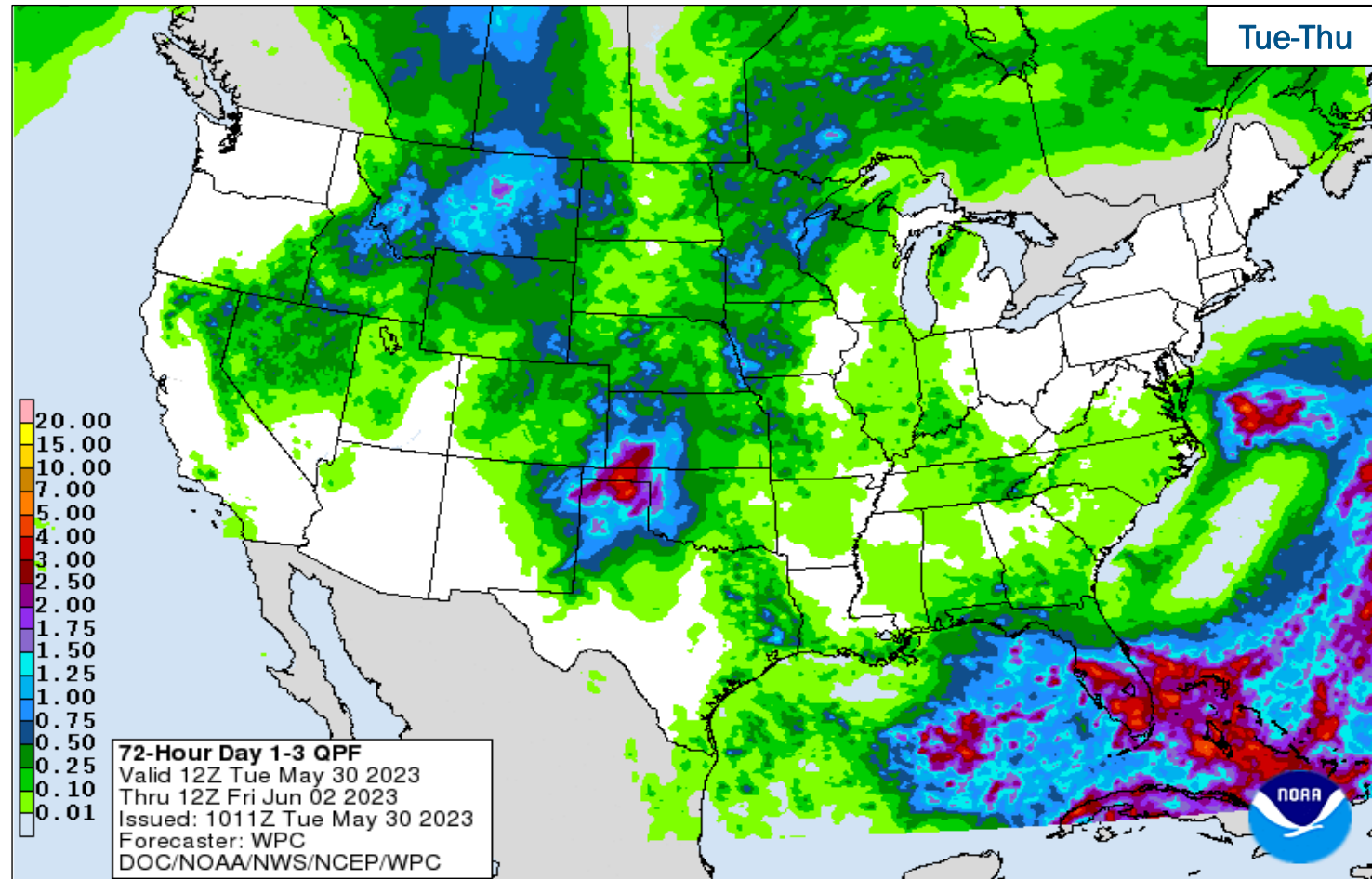
Severe Weather Outlook



FEMA

National Watch Center

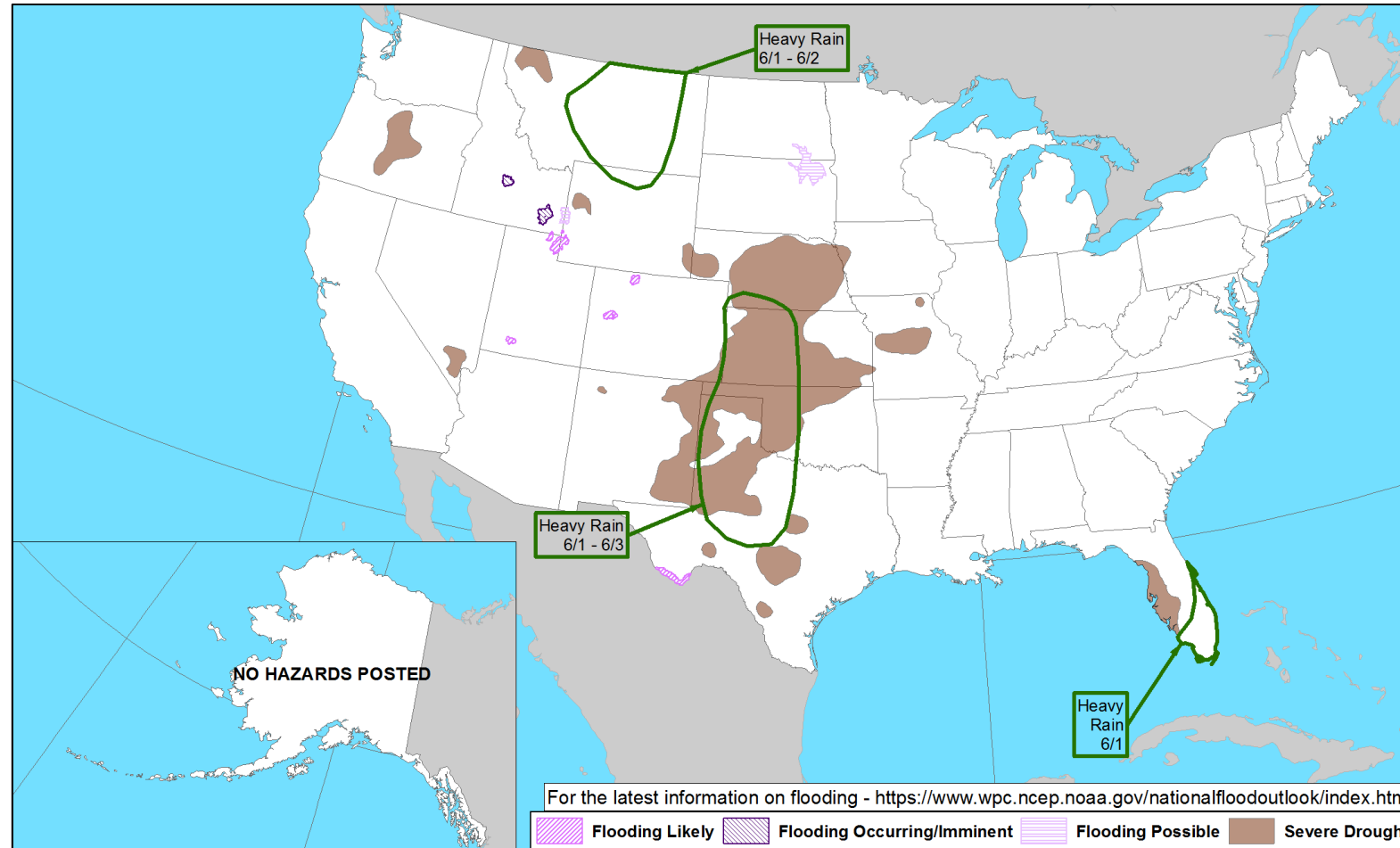
Precipitation & Excessive Rainfall



FEMA

National Watch Center

Hazards Outlook – Jun 1-5



FEMA

FEMA Common Operating Picture

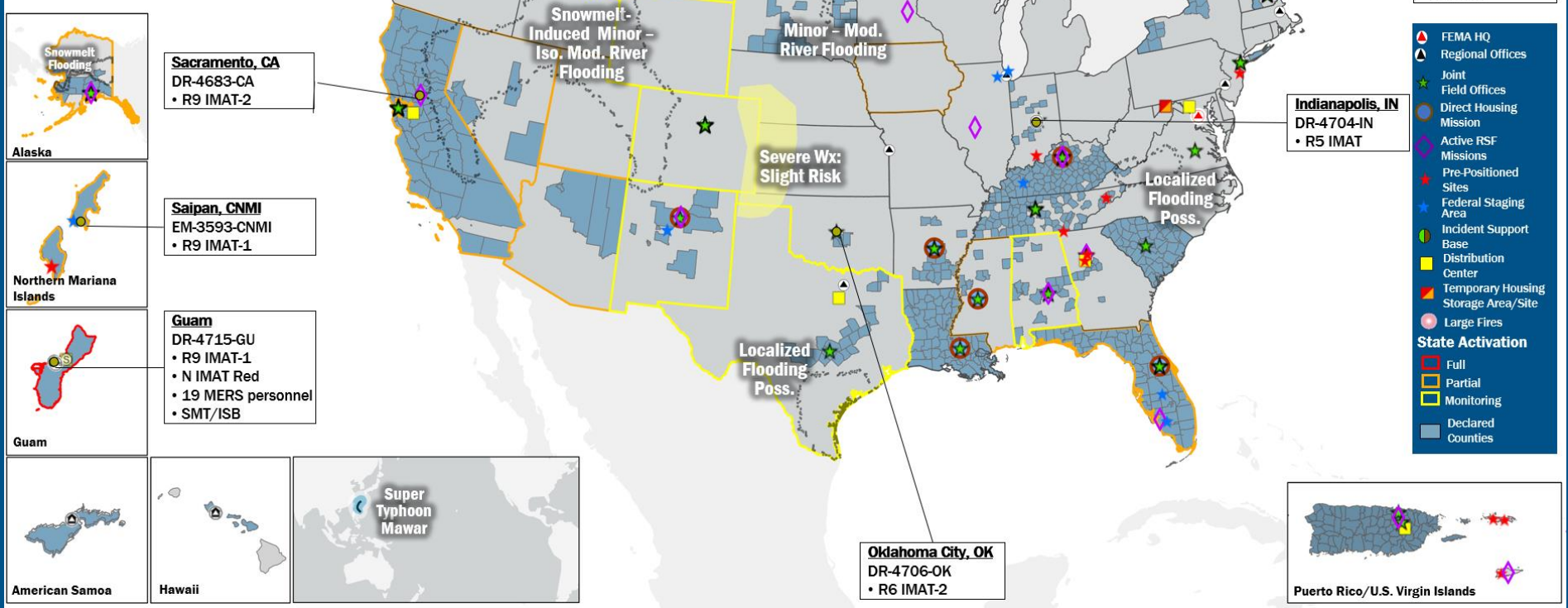
16 + 7 Joint Field Offices Virtual Joint Field Offices Supporting
63 + 4 Major Disasters Emergency Declarations
9 Direct Housing Missions
12 RSF-Supported Disasters

Tuesday
 May 30, 2023
 8:30 a.m. ET

FEMA HQ		
NWC	NRCC	
Monitoring	Activated	
FEMA REGIONS		
Watch	RRCC	
Monitoring	I	Rostered
Monitoring	II	Rostered
Monitoring	III	Rostered
Monitoring	IV	Rostered
Monitoring	V	Rostered
Monitoring	VI	Rostered
Monitoring	VII	Rostered
Enhanced	VIII	Rostered
Monitoring	IX	Rostered
Monitoring	X	Rostered
Notes:		
RWC/RRCC: • NRCC: Super Typhoon Mawar (24/7) • R8 RWC: Flooding (Day Shift)	State EOCs: • AL/MS: Severe Weather • FL: TC Ian • AK/CA/IA/MT/NV/UT: Flooding • TX/UT: Ongoing Operations • NM: Fire Weather • CO: Avian Influenza, Public Health Support, and Suncor Refinery • AZ/CO: SW Border Coordination • WY: Winter Weather Impacts • CA: COVID Support • GU/CNMI: Typhoon Mawar	
Surge Capacity Force		
Rostered 7,257	Deployed 0	

N-IMATs	
2-4 Teams Available	
Red	GU
White	
Blue	
Gold	
R-IMATs	
≥ 7 Teams Available	
I	ME
II	Training
III	2
IV-1	Reconstituting
IV-2	
V	IN
VI-1	
VI-2	OK
VII	Training/Exercise
VIII	1
IX-1	Guam/CNMI
IX-2	CA
X	3

REGIONAL BREAKDOWN			
	JFO/VJFO	DR	EM
I	2/0	6	0
II	1/2	3	1
III	1/0	1	0
IV	6/1	16	1
V	1/0	1	0
VI	4/1	6	0
VII	0/0	0	0
VIII	0/1	5	0
IX	0/1	15	2
X	1/1	10	0



IM Workforce

13,444 Assigned
 4,563 (+25) Unavailable
 5,594 (+45) Deployed

24% (-1) / 3,287 (-70) Available

IM Cadre Availability ≤ 25% Availability

Civil Rights: 17% (24/139); Disaster Field Training Operations: 22% (20/93); Disability Integration: 2% (1/57); External Affairs: 18% (90/496); Environmental Planning and Historic Preservation: 17% (134/807); Field Leadership: 10% (14/136); Hazard Mitigation: 14% (175/1,230); Human Resources: 14% (23/161); Interagency Recovery Coordination: 13% (39/297); Information Technology: 25% (156/622); Logistics: 22% (321/1,492); Operations: 14% (48/349); Public Assistance: 8% (167/2,181); Planning: 11% (48/456); Safety: 9% (7/77); Security: 15% (21/142)

MERS

≥ 66%

36 Assigned
 0 Unavailable
 3 Deployed

33 Available

US&R

≥ 66%

28 Assigned
 2 Unavailable
 0 Deployed

26 Available

FCO

≤ 1 Type I

48 Assigned
 7 Unavailable
 35 (26 FCOR) Deployed

6 Available

Joint Preliminary Damage Assessments

Region	State / Location	Incident	IA	Number of Counties		Start – End
			PA	Requested	Complete	
I	ME	Flooding Apr 30 – May 1	IA	0	0	N/A
			PA	9	0	5/30 – TBD
	NH	Flooding Apr 30 – May 1	IA	0	0	N/A
			PA	10	0	5/24 – TBD
V	MI	Flooding Apr 10	IA	0	0	N/A
			PA	8	0	5/22 – TBD
	MN	Flooding Apr 11-30	IA	0	0	N/A
			PA	33	19	5/15 – TBD
			IA	0	0	N/A
			PA	1	0	5/15 – TBD
Prairie Island Indian Community		IA	0	0	N/A	
		PA	1	0	5/15 – TBD	
VIII	SD	Spring Flooding Apr 9 – May 5	IA	0	0	N/A
			PA	15	4	5/24 – TBD



FEMA

Declaration Requests in Process - 1

State / Tribe / Territory – Incident Description	Type	IA	PA	HM	Requested
NH – Severe Winter Storm and Snowstorm	DR		X	X	May 12



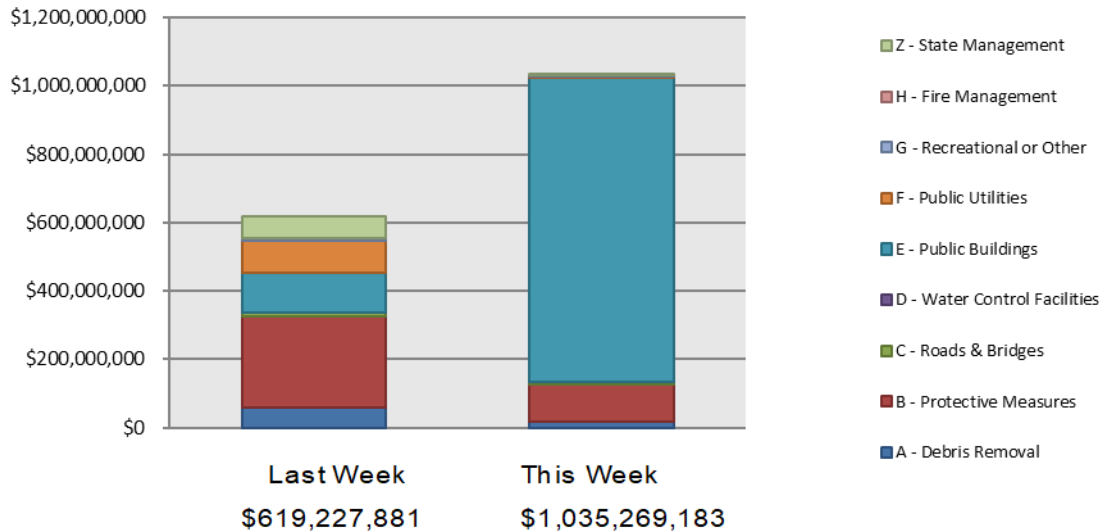
FEMA

Public Assistance Grant Program

PA Project Worksheets Obligated in past week, as of 05/29/2023 at 1500 EDT

PA Category	Emergency Work		Permanent Work					H - Fire Management	Z - State Management	Total
	A - Debris Removal	B - Protective Measures	C - Roads & Bridges	D - Water Control Facilities	E - Public Buildings	F - Public Utilities	G - Recreational or Other			
Number Of PWs Obligated	19	179	46	8	33	16	12	0	33	346
Federal Share Obligated	\$17,950,691.29	\$109,156,148.60	\$5,569,930.82	\$309,868	\$890,645,059.34	\$5,823,180.36	\$2,187,434.24	\$0	\$3,626,869.75	\$1,035,269,182.51

Public Assistance Obligated per Category 5/15/2023 through 05/29/2023



COVID-19 Obligated

- Total Public Assistance Obligated: \$63,678,149,388

This Week's PA Highlights

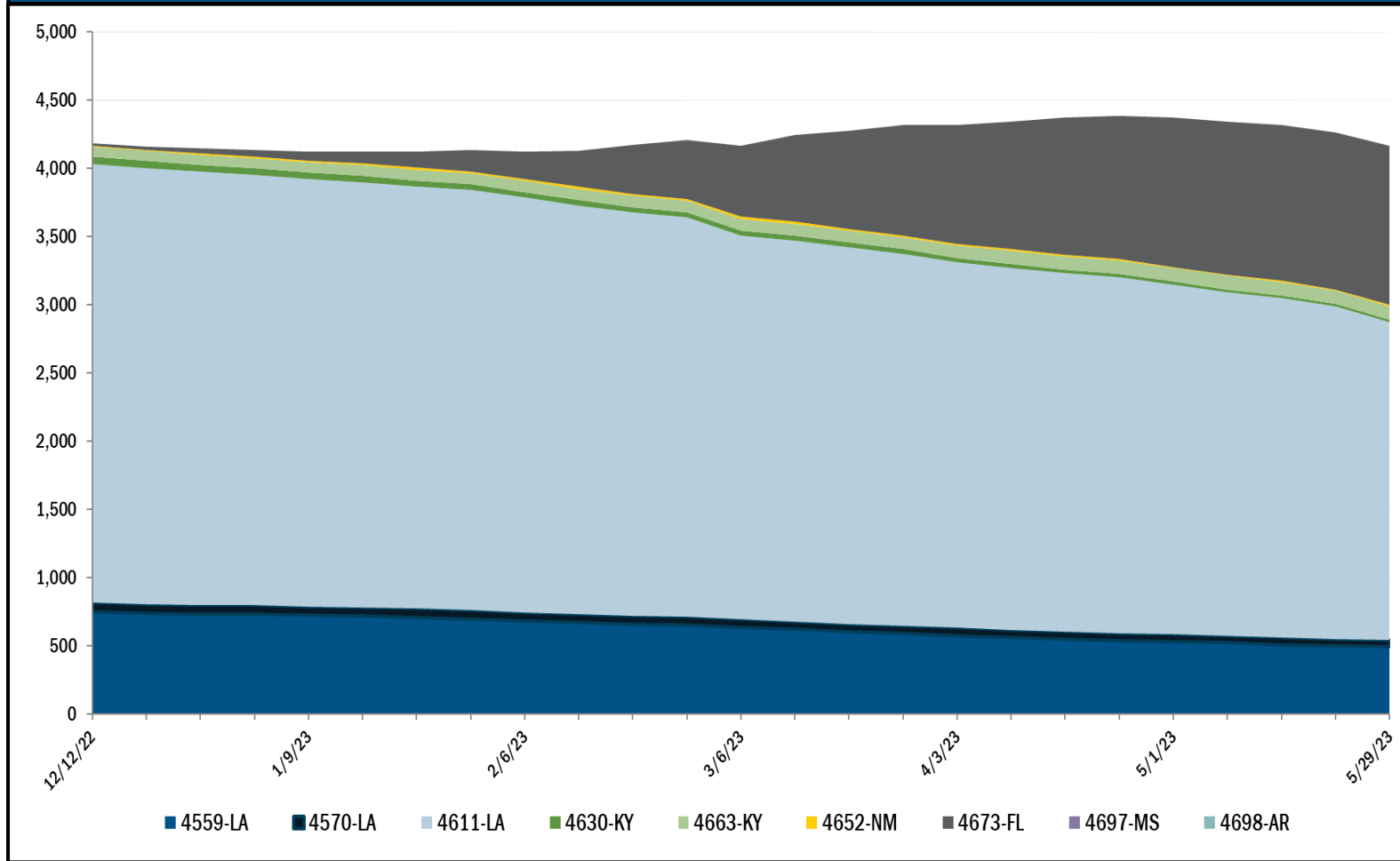
- In 4340-VI
\$868 Million obligated for Category E- Public Buildings
- In 4339-PR
\$16 Million obligated for Category E- Public Buildings
- In 4506-PA
\$23 Million obligated for Category B- Protective Measures



Direct Housing

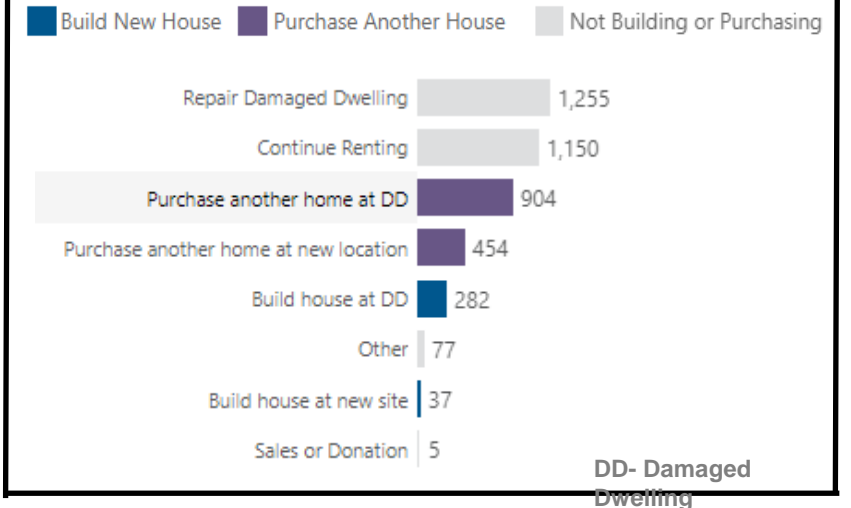
Total Households in FEMA Direct Housing per State

Past Year per Week, 12/12/2022 - 05/29/2023. There are currently **4,167** Households Occupying **4,191** Temporary Units.



DR	Declaration Date	Assistance End Date	Current # of Households in Direct Housing (Weekly Change)
4698-AR	4/2/2023	10/2/2024	0 (0)
4697-MS	3/26/2023	9/26/2024	0 (0)
4673-FL	9/29/2022	3/29/2024	1167 (15)
4663-KY	7/29/2022	1/29/2024	99 (2)
4652-NM	5/4/2022	11/4/2023	10 (1)
4630-KY	12/12/2021	6/12/2023	18 (0)
4611-LA	8/29/2021	6/1/2023	2330 (-109)
4570-LA	10/16/2020	4/16/2022	50 (0)
4559-LA	8/28/2020	2/28/2022	493 (-5)

Projected Housing Plans



FEMA

National Watch Center

Survivor Engagement

Weekly Call Center Activity

22,955 (-274) Total Calls

7 Seconds (NA) Average Speed of Answer **99.7% (NA%)** Answer Rate

Weekly Call Center Performance (5/20/2023 – 5/27/2023)

	Actual Calls	Average Handle Time	Targeted Handle Time
Registration Intake:	2,623 (-174)	14:38 Minutes	20 Minutes
Helpline:	20,332 (-100)	10:44 Minutes	10 Minutes

Total Inspections Reporting for DR with Open Registration

DR	Declaration Date	Inspections Required	Assigned	Returned (Weekly Change)		Pending	Percentage Completed
4698-AR	4/2/2023	115	115	78	-57	37	67.83%
4699-CA	4/3/2023	864	828	537	37	291	64.86%
4701-TN	4/7/2023	37	37	27	-15	10	72.97%
4704-IN	4/15/2023	51	51	14	-10	37	27.45%
4706-OK	4/24/2023	62	62	33	-30	29	53.23%
4709-FL	4/27/2023	885	854	699	-476	155	81.85%
TOTAL		2,014	1,947	1,388	-551	559	61.36%

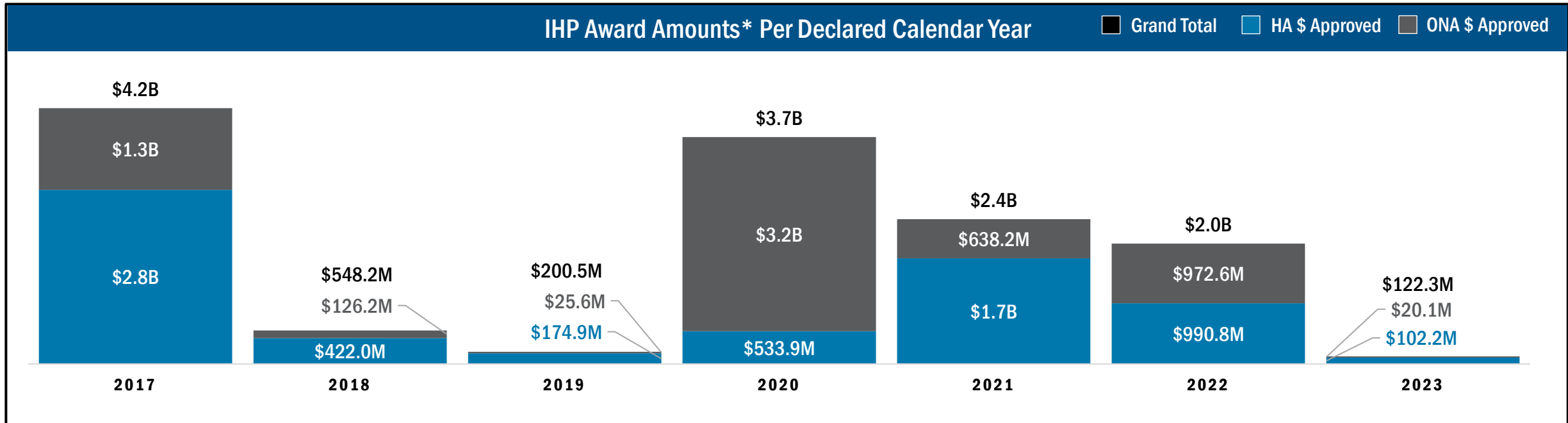
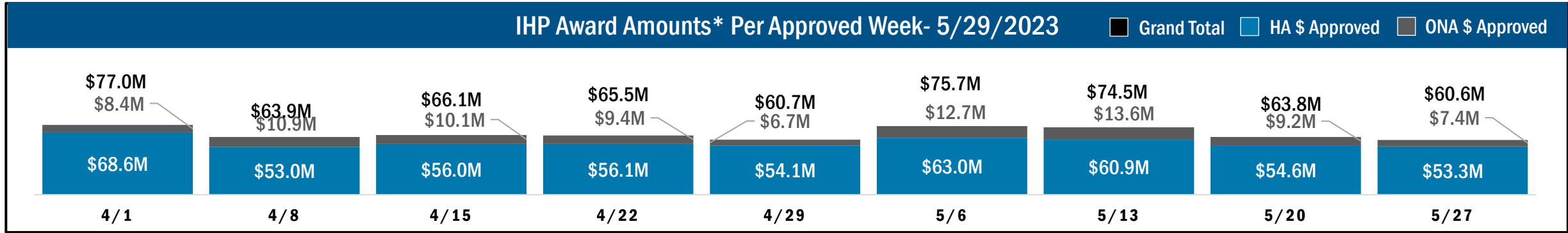
DSA Deployed

1,129 Registrations Taken In Current Week

191 Staff Deployed



Individual Assistance (IA) Activity



*IHP award amounts does not include covid dollars



FEMA

Helping people before, during, and after disasters.



Scan to subscribe to this briefing.