

FEMA National Watch Center

Daily Operations Briefing

Thursday, May 29, 2025

8:30 a.m. ET



FEMA

National Current Ops / Monitoring

New Significant Incidents / Ongoing Ops

- No new significant incidents / operations

Hazard Monitoring

- Severe Thunderstorms – Southern Plains and Southeast
- Heavy Rain/Flash Flooding – Southern/Central Plains
- Tropical Activity:
 - Eastern Pacific: Tropical Depression One-E

Disaster Declaration Activity

- No new declaration activity

Event Monitoring

- No significant events

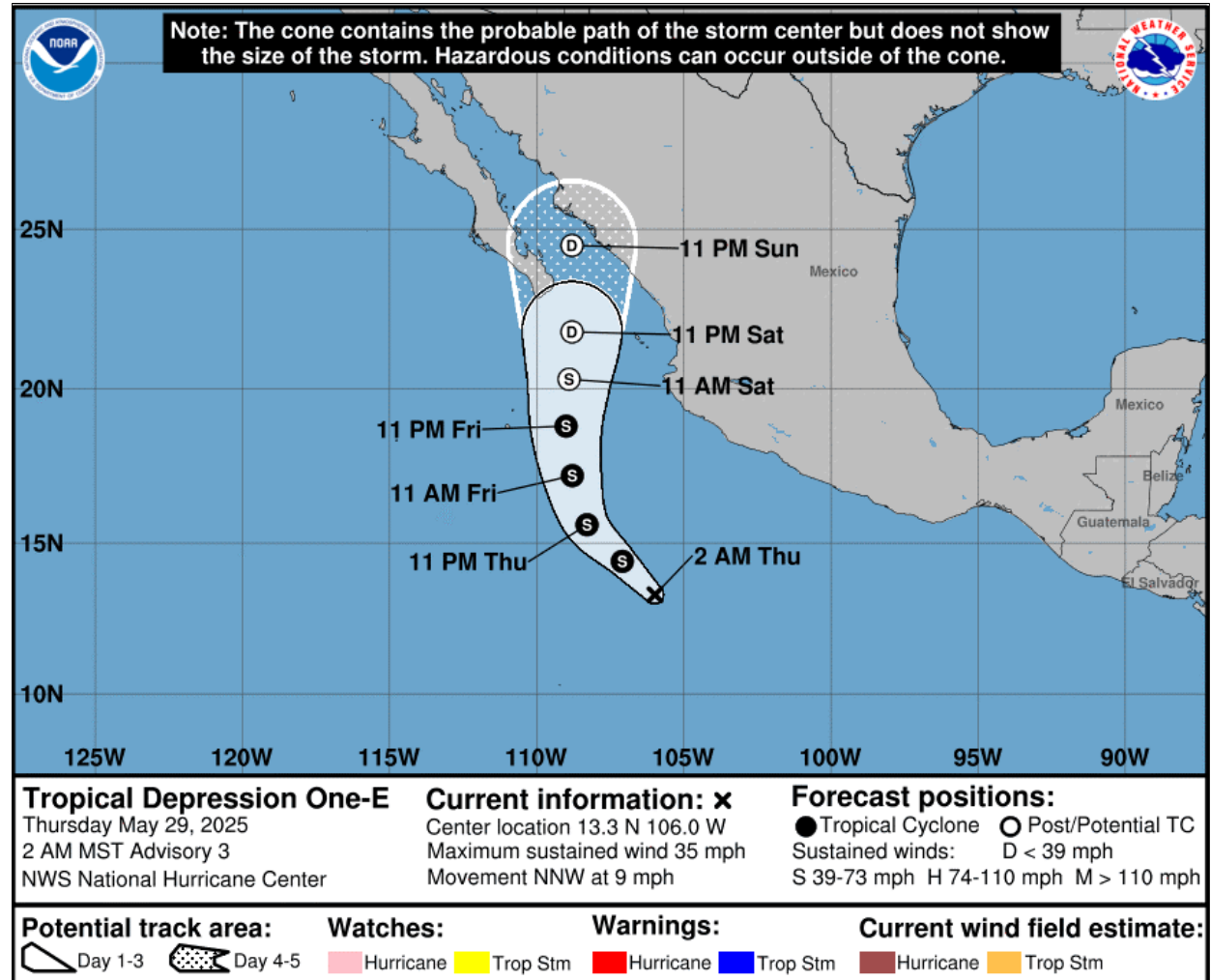


FEMA

Tropical Depression One-E – Eastern Pacific

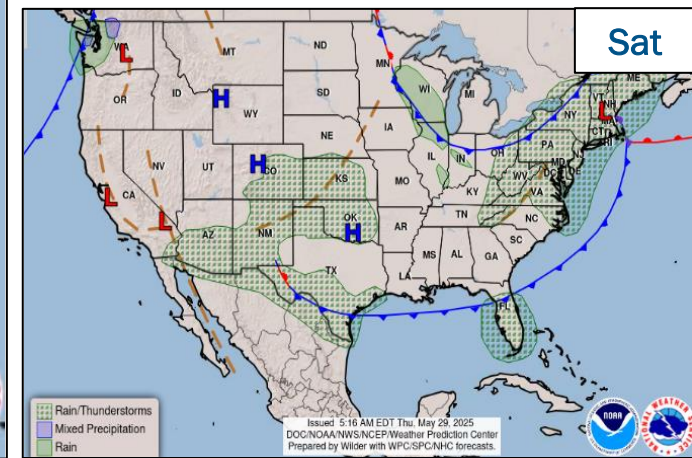
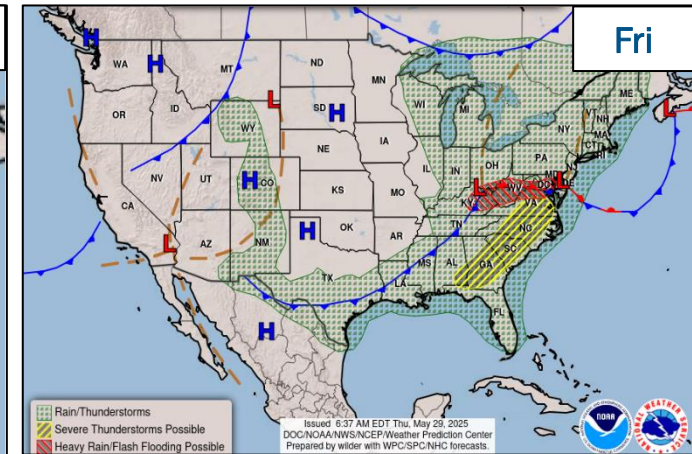
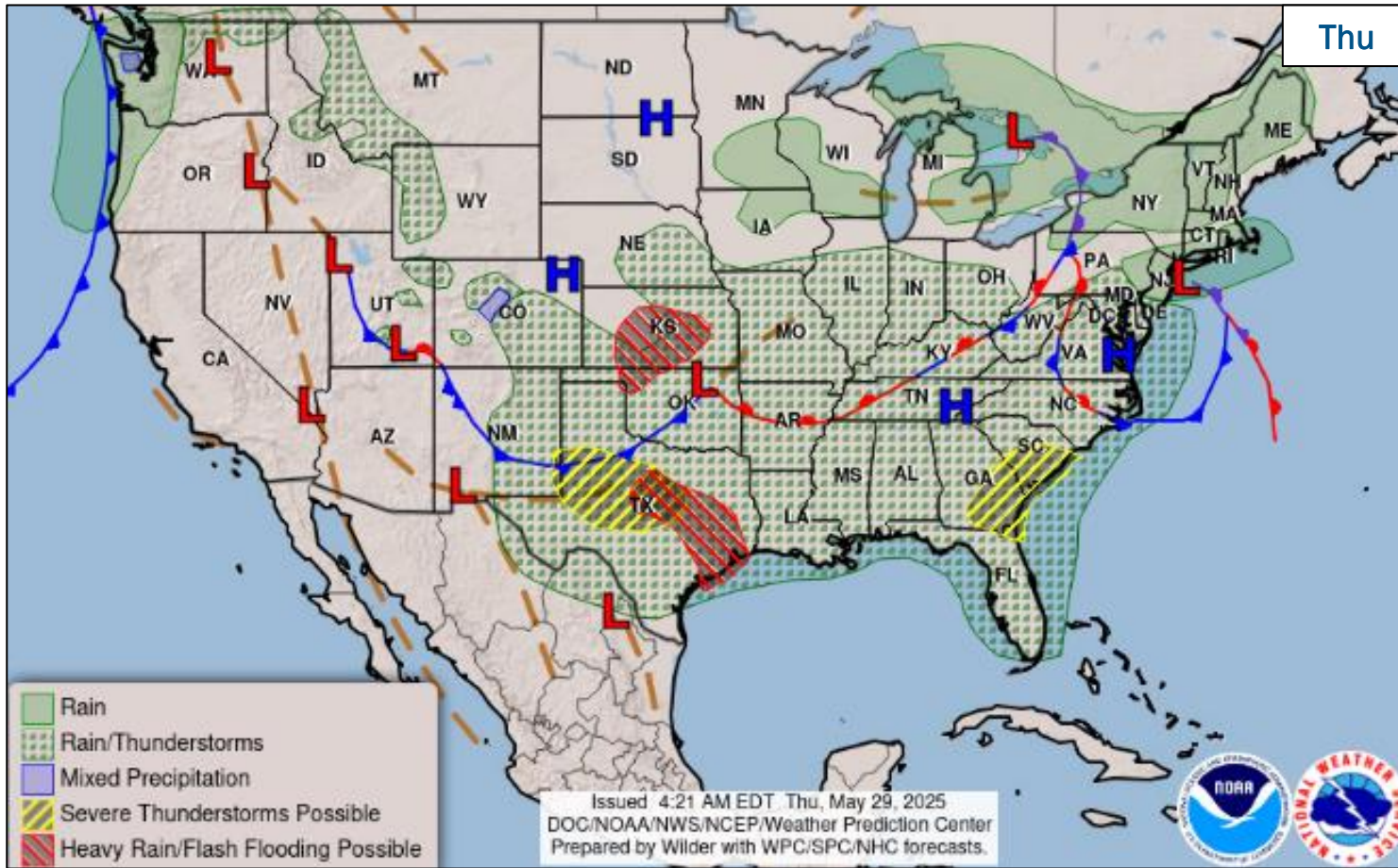
Situation: (Advisory #3 as of 4:00 a.m.. ET)

- 710 miles SSE of the southern tip of Baja California
- Maximum sustained winds at 35 mph
- Moving NNW at 9 mph
- Some strengthening is forecast over the next couple of days, and the depression is forecast to become a tropical storm on today
- No coastal watches or warnings are in effect



FEMA

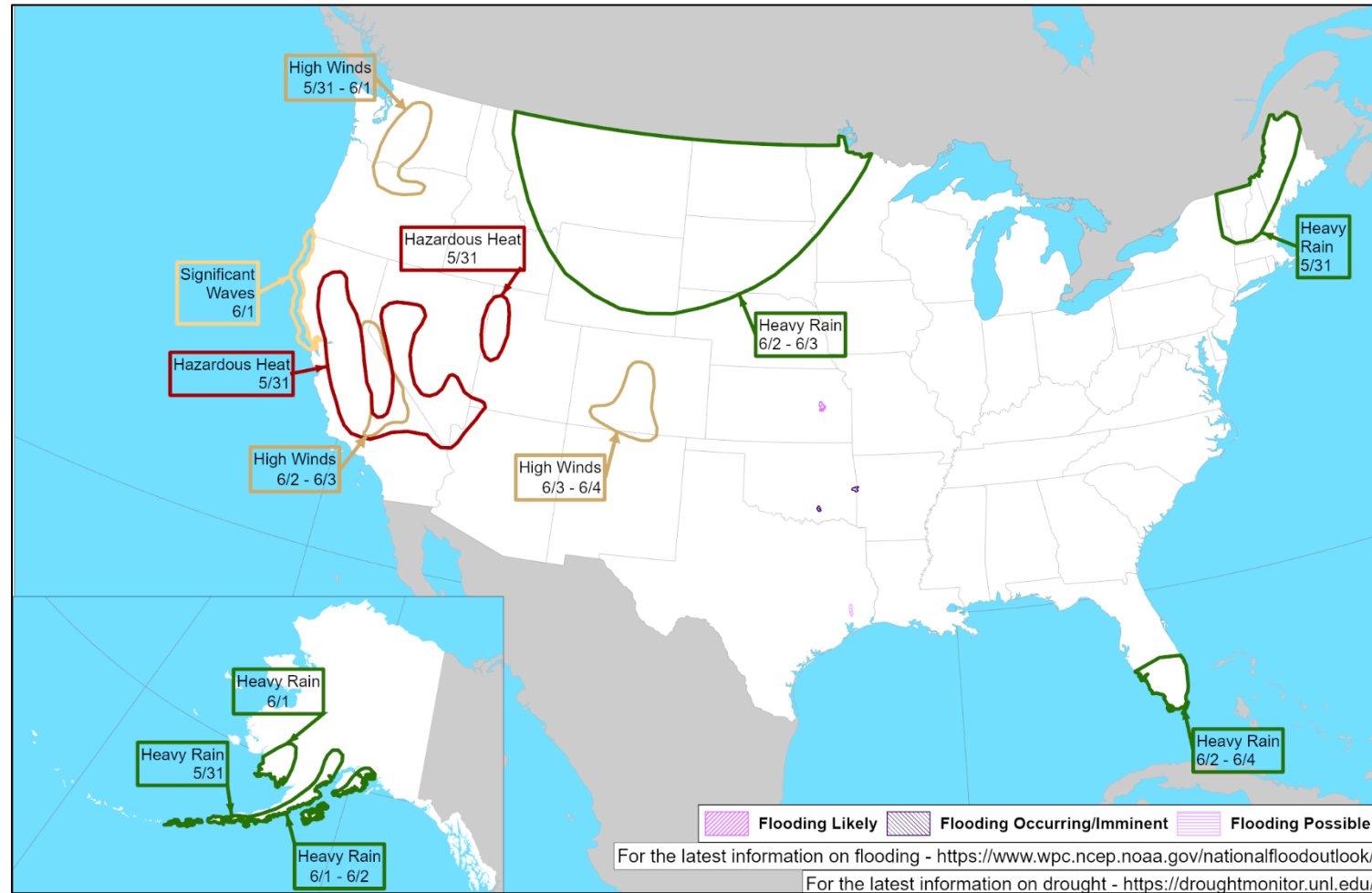
National Weather Forecast



FEMA

National Watch Center

Hazards Outlook – May 31–Jun 4



FEMA

FEMA Common Operating Picture

23 Joint Field Offices **83 + 9** Major Disasters **10** Direct Housing Missions **21** RSF-Supported Disasters **6** Joint Recovery Offices

Thursday
May 29, 2025
8:30 a.m. ET

FEMA HQ	
NWC	NRCC
Monitoring	Steady State
FEMA REGIONS	
Watch	RRCC
Monitoring I	Rostered
Monitoring II	Rostered
Monitoring III	Rostered
Monitoring IV	Rostered
Monitoring V	Rostered
Monitoring VI	Rostered
Monitoring VII	Rostered
Monitoring VIII	Rostered
Monitoring IX	Rostered
Monitoring X	Rostered

N-IMATs	
2-5 Teams Available	
Red	
White	
Blue	
Gold	
HS	

R-IMATs	
4-6 Teams Available	
I	2
II	
III	3
IV-1	MS (May 28)
IV-2	KY (Feb 16)
V	1
VI-1	AR (May 15)
VI-2	OK (May 27)
VII	
VIII	KY (Apr 6)
IX-1	CA (Jan 8)
IX-2	CA (Mar 6)
X	MO (May 28)

Notes:

NRCC/RWCs/RRCCs:	State EOCs:
• NSTR	• AZ/HI/TX: Wildfires
	• AL/FL/KY/MO/NC/OK
	• TN: Severe Weather
	• FL/NC: Previous Incidents
	• MD/WV: Flooding
	• DC: U.S. Army Birthday

Volunteer Force	
Rostered	Deployed
7,671	4
Surge Capacity Force	
Rostered	Deployed
8,557	0

Fully Mission Capable (FMC)
Partially Mission Capable (PMC)
Not Mission Capable (NMC)
Deployed

REGIONAL BREAKDOWN				
	JFO	DR	EM	JRO
I	2	7	0	0
II	0	0	0	2
III	2	8	1	0
IV	7	26	7	1
V	0	0	0	0
VI	2	10	1	3
VII	4	19	0	0
VIII	1	1	0	0
IX	2	5	0	0
X	3	7	0	0

Alaska

Commonwealth of Northern Mariana Islands

Guam

Hawaii

American Samoa

Lacey, WA
DR-4775-WA
Closing Jun 6

Oakland, CA
DR-4482-CA
• R-IX IMAT-2

Pasadena, CA
DR-4856-CA
• R-IX IMAT-1

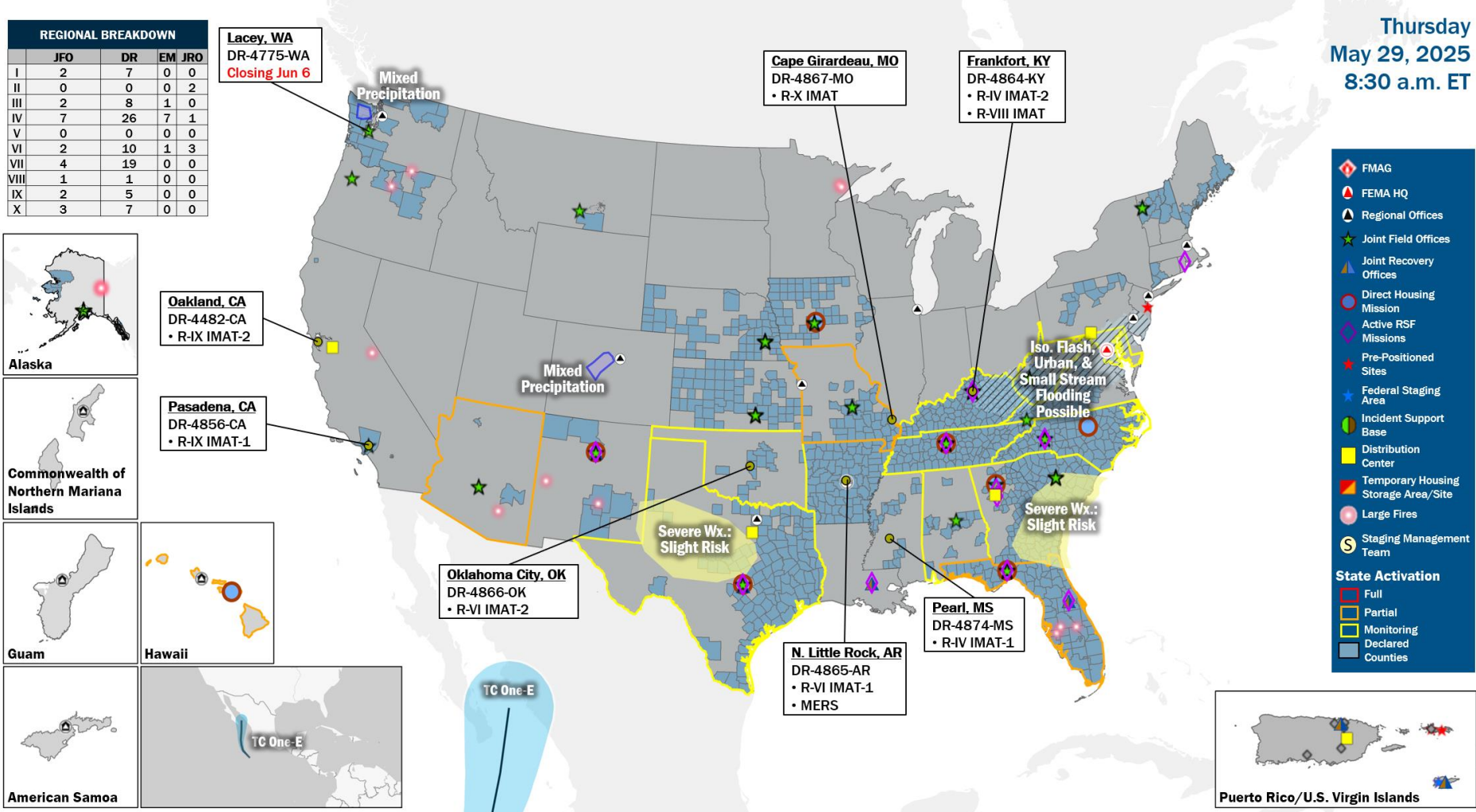
Oklahoma City, OK
DR-4866-OK
• R-VI IMAT-2

Cape Girardeau, MO
DR-4867-MO
• R-X IMAT

Frankfort, KY
DR-4864-KY
• R-IV IMAT-2
• R-VIII IMAT

Pearl, MS
DR-4874-MS
• R-IV IMAT-1

N. Little Rock, AR
DR-4865-AR
• R-VI IMAT-1
• MERS



Legend

- FMAG
- FEMA HQ
- Regional Offices
- Joint Field Offices
- Joint Recovery Offices
- Direct Housing Mission
- Active RSF Missions
- Pre-Positioned Sites
- Federal Staging Area
- Incident Support Base
- Distribution Center
- Temporary Housing Storage Area/Site
- Large Fires
- Staging Management Team

State Activation

- Full
- Partial
- Monitoring
- Declared
- Counties

Puerto Rico/U.S. Virgin Islands

IM Workforce

13,131 (+39) Assigned
5,345 (+6) Unavailable
6,080 (+119) Deployed

13% (-1) / 1,706 (-86) Available

IM Cadre Availability

20 Cadres ≤ 25% Availability

Alternative Dispute Resolution: 15% (5/33); Civil Rights: 9% (13/151); Disaster Field Training Operations: 15% (10/68); Disability Integration: 17% (5/29); Disaster Survivor Assistance: 12% (144/1,154); External Affairs: 6% (23/362); Environmental Planning and Historic Preservation: 7% (60/807); Field Leadership: 1% (1/131); Financial Management: 17% (38/223); Hazard Mitigation: 7% (69/1,041); Human Resources: 13% (22/168); Individual Assistance: 11% (276/2,525); Interagency Recovery Coordination: 18% (52/283); Information Technology: 10% (70/673); Logistics: 17% (265/1,589); Operations: 7% (25/359); Public Assistance: 11% (238/2,265); Planning: 6% (25/423); Safety: 5% (5/94); Security: 8% (10/125)

MERS
≥ 66%

36 Assigned
3 Unavailable
1 Deployed

32 Available

US&R
≥ 66%

28 Assigned
2 (-1) Unavailable
0 Deployed

26 (+1) Available

FCO
3 Type I

49 Assigned
4 (-1) Unavailable
42 (+2) (24 FCO) Deployed

3 (-1) Available

Joint Preliminary Damage Assessments

Region	State / Location	Incident	IA	Number of Counties		Start - End
			PA	Requested	Complete	
III	MD	Severe Storms and Flooding May 13-14	IA	0	0	N/A
			PA	2	0	5/28 - TBD
VI	OK	Severe Storms and Flooding Apr 19 and continuing	IA	0	0	N/A
			PA	23	4 (+4)	5/28 - TBD



FEMA

Declaration Requests in Process – 9

State / Tribe / Territory – Incident Description	Type	IA	PA	HM	Requested
MI – Severe Winter Storm	EM		X		Apr 11
TN – Severe Storms, Straight-line Winds, Tornadoes, and Flooding	DR	X	X	X	Apr 17
WA – Severe Storms, Straight-line Winds, Flooding, Landslides and Mudslides (Appeal)	DR		X	X	May 7
MI – Severe Winter Storm	DR	X	X	X	May 16
MO – Severe Storms, Straight-line Winds, Tornadoes, and Flooding	EM		X		May 19
MO – Severe Storms, Straight-line Winds, Tornadoes, and Flooding	DR		X	X	May 19
OR – Severe Storms, Flooding , Landslides, Mudslides	DR	X	X	X	May 19
OR – Severe Storms and Flooding	DR	X		X	May 19
MO – Severe Storms, Straight-line Winds, Tornadoes, and Flooding	DR	X		X	May 25



FEMA



FEMA

Helping people before, during, and after disasters.



Scan to subscribe to this briefing.