

The Disaster Center is dedicated to the idea that disaster mitigation is cost effective and individuals pursuing their own interest are the greatest potential force for disaster reduction.

Please consider making a small donation to the Disaster Center



When disaster mitigation is cost effective, we are on the road to bringing disasters to an end.



FEMA

Daily Operations Briefing

Friday, May 29, 2020

8:30 a.m. ET

National Current Operations & Monitoring



FEMA

Significant Incidents or Threats:

- COVID-19
- Severe thunderstorms possible – Ohio Valley to Mid-Atlantic, Great Lakes, and Northeast
- Heavy rain and flash flooding possible – Southeast to Mid-Atlantic

Tropical Activity:

- Atlantic – Disturbance 1 – Medium (50%)
- Eastern Pacific – Disturbance 1 – High (70%)
- Central Pacific – No new tropical cyclones are expected during the next five days

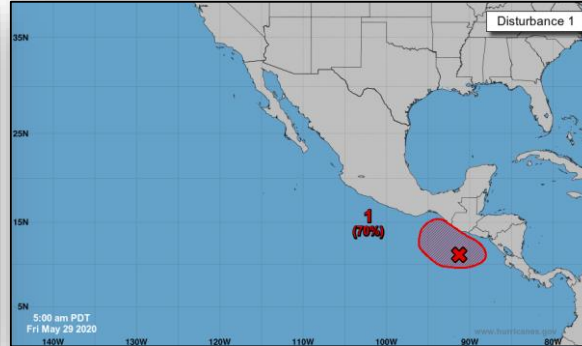
Declaration Activity:

- Major Disaster Declaration request – Alabama
- Amendment No. 2 to FEMA-4493-DR-PR
- Amendment No. 1 to FEMA-4495-DR-GU
- Amendment No. 1 to FEMA-4499-DR-OR

Tropical Outlook – Five Day



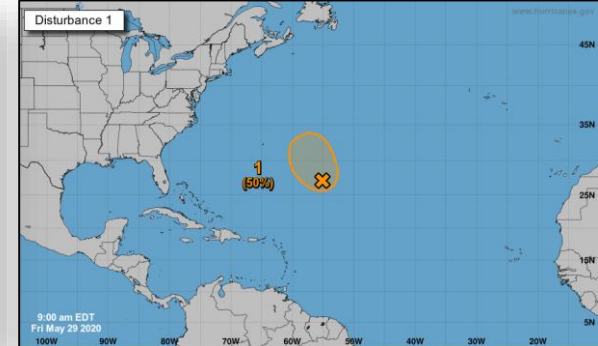
Central Pacific



Eastern Pacific

Disturbance 1 (as of 8:00 a.m. ET)

- Located a **couple of hundred miles** S of the coasts of Central American and southern Mexico
- Conditions appear conducive for gradual development and a **tropical depression could form this weekend**
- Expected to move slowly N toward Central America and southern Mexico during the next **couple of days**
- Formation chance through 48 hours: **Medium (50%)**
- Formation chance through 5 days: **High (70%)**



Atlantic

Disturbance 1 (as of 9:00 a.m. ET)

- Located several hundred miles ESE of Bermuda
- Additional development is possible, and a **subtropical depression could form tonight or on Saturday** as it moves N
- Formation chance through 48 hours: **Medium (50%)**
- Formation chance through 5 days: **Medium (50%)**

Current Disturbances & 5 Day Cyclone Formation: ✘ < 40% | ✘ 40-60% | ✘ > 60%
 Tropical / Sub-Tropical Cyclone: ○ Depression | ● Storm | ● Hurricane | ⊗ Post-Tropical Cyclone / Remnants

Potential track area: Day 1-3 Day 4-5 | Watches: Hurricane Trop Stm | Warnings: Hurricane Trop Stm | Current wind extent: Hurricane Trop Stm

COVID-19 Update



Situation: FEMA and HHS continue leading the multiagency COVID-19 Response / Recovery efforts. **46,615** FEMA, DoD, HHS, VA, and CDC personnel deployed / activated; **2,961** FEMA employees deployed. Federal, state, tribal, and territorial partners continue to focus on expanded access to testing as COVID-19 infection remains prevalent throughout the country. Nationwide testing: **15,766,114 (+582,226)** cumulative as of **May 28**.

Lifelines Impacts:

Health & Medical

Public Health – Personal Protective Equipment

- MI: Major vehicle manufacturer will produce 12k filtering facepiece respirators per day for the next six months to fill the state's PPE needs

Food, Water, Shelter

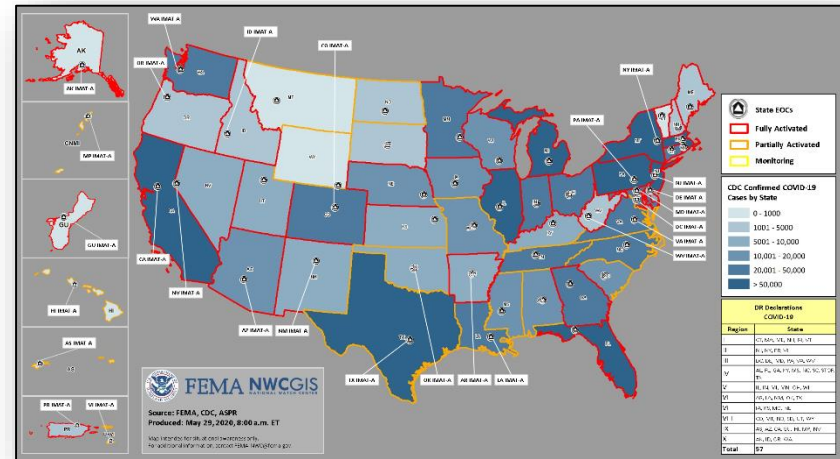
- ESF-6 Mass Care Unit is identifying requirements for partition barriers to be utilized in congregate shelter environment

Transportation

- AS: Governor requested an extension of the suspension of flights between Honolulu and Pago Pago until June 30

Response

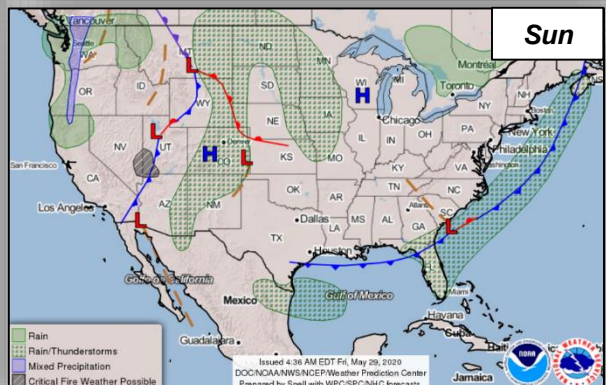
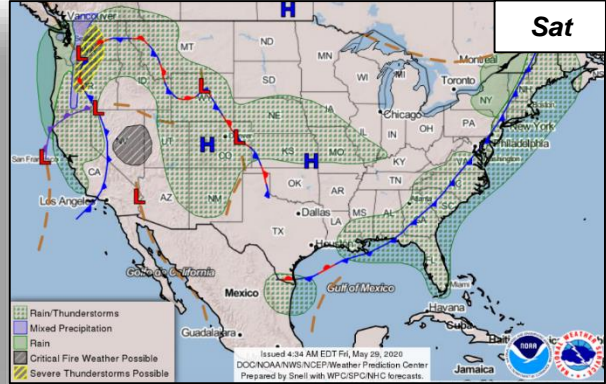
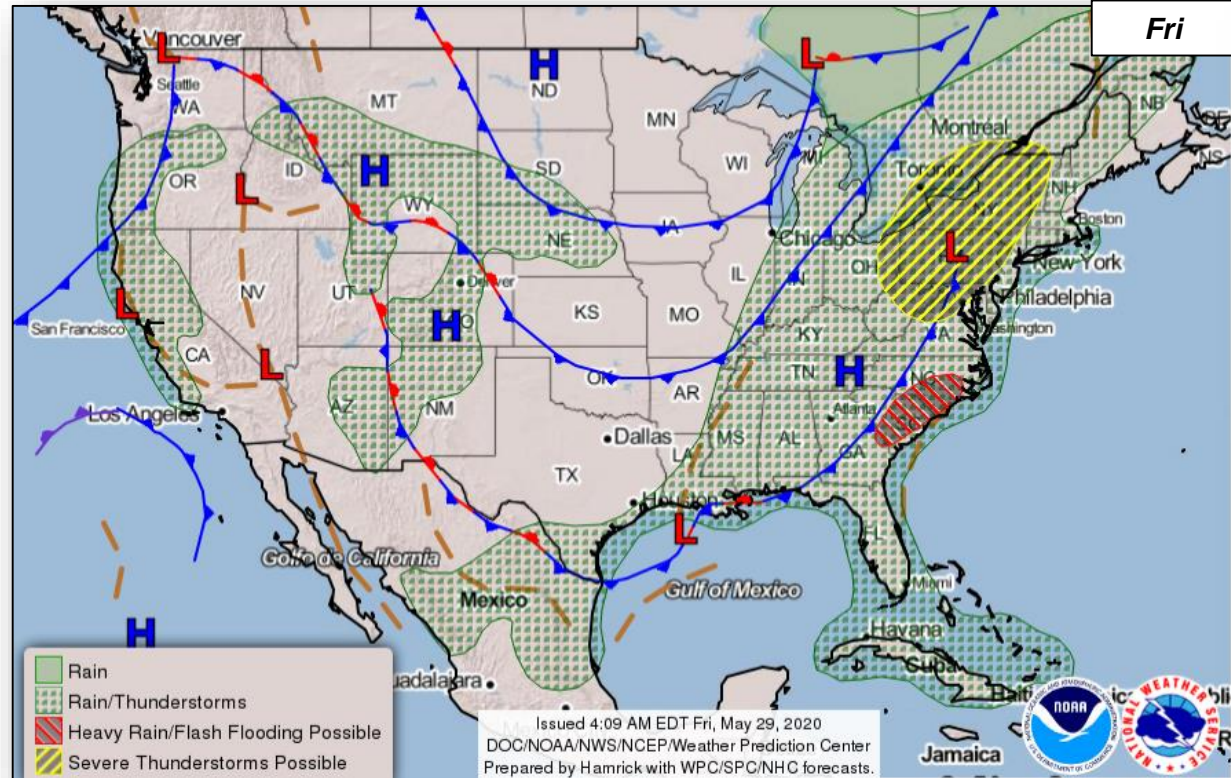
- NRCC Level I; Region IX RRCC Level I; Region III RRCC at Level III; Region VII RRCC is rostered but the Region continues to support COVID-19 response from the JFO in Kansas City, MO; all remaining RRCCs at Level II
- 28 FEMA IMAT-A teams deployed (24 actual/ 4 virtual) to states/territories/tribal nations; LNOs deployed to 37 (21 actual / 16 virtual) states/territories/tribal nations
- 57 Major Disaster Declarations approved; All State / Territory EOCs activated



COVID-19	Confirmed	Deaths
United States	1,707,393 (+22,009)	101,311 (+1,238)
Worldwide	5,593,631 (+104,505)	353,334 (+4,221)

(FEMA SLB COVID-19, May 28)

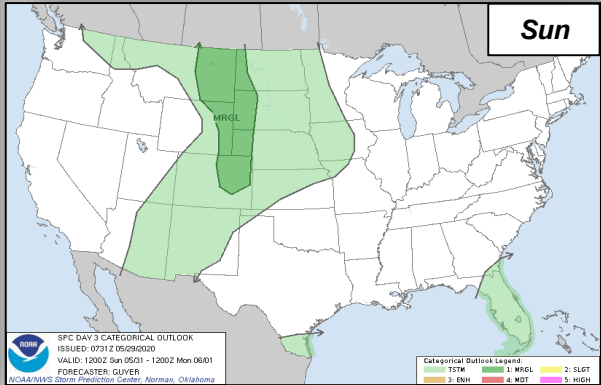
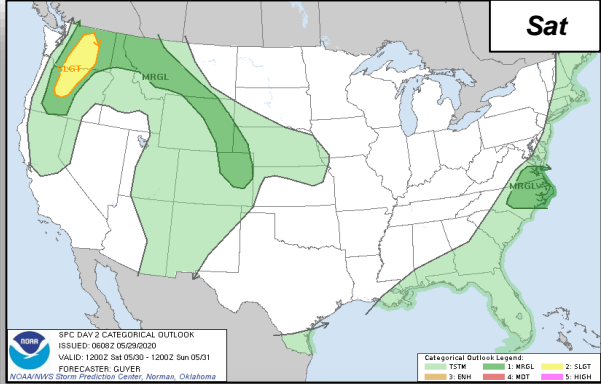
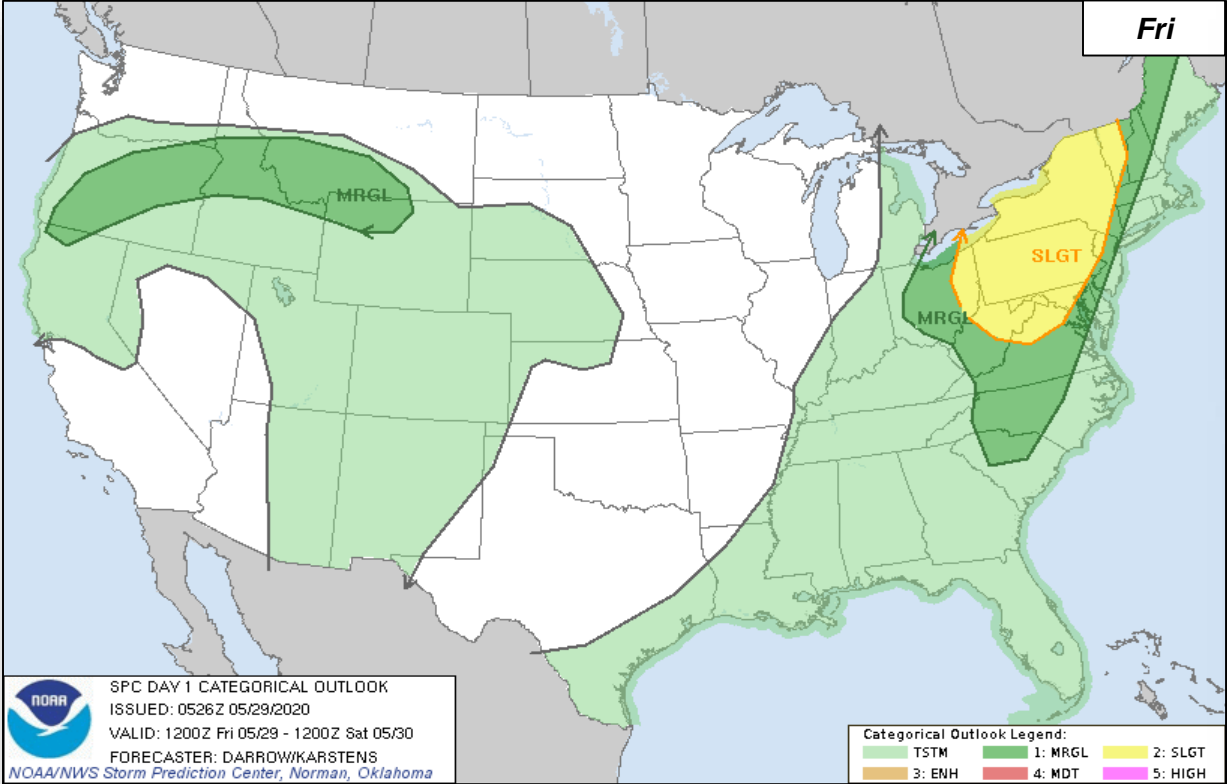
National Weather Forecast



Severe Weather Outlook



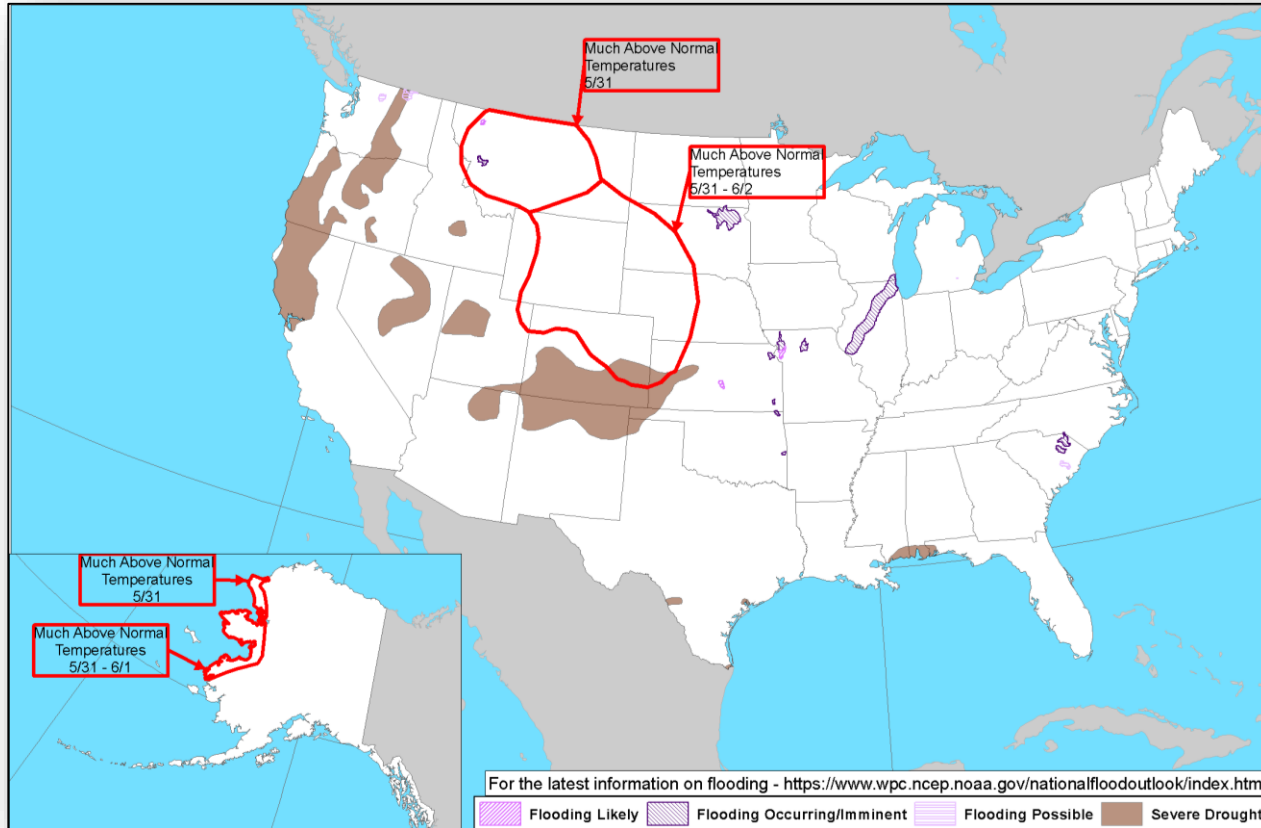
FEMA



Hazards Outlook – May 31-June 4



FEMA



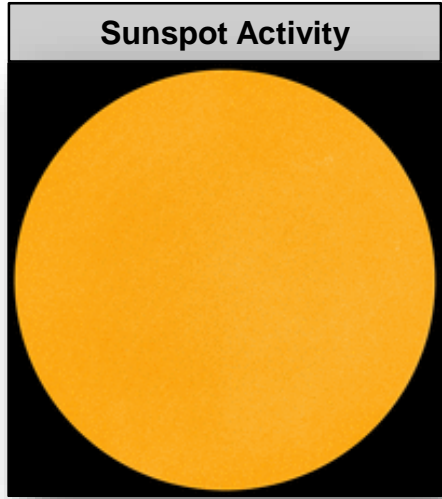

Space Weather



FEMA

	Space Weather Activity	Geomagnetic Storms	Solar Radiation	Radio Blackouts
Past 24 Hours	Minor	None	R1	None
Next 24 Hours	None	None	None	None

For further information on NOAA Space Weather Scales refer to: <http://www.swpc.noaa.gov/noaa-scales-explanation>



Joint Preliminary Damage Assessments



FEMA

Region	State / Location	Event	IA/PA	Number of Counties		Start – End
				Requested	Complete	
IV	AL	Severe Storms, Strong Winds, Tornadoes, and Hail Apr 19	IA	0	0	N/A
			PA	10	0	5/15 – TBD
V	MI	Dam Breach, Severe Weather and Flooding May 16, and continuing	IA	5	0	5/26 – TBD
			PA	5	0	5/26 – TBD
VII	MO	Severe Storms May 3-4	IA	0	0	N/A
			PA	18	2	5/14 – TBD

Declaration Request



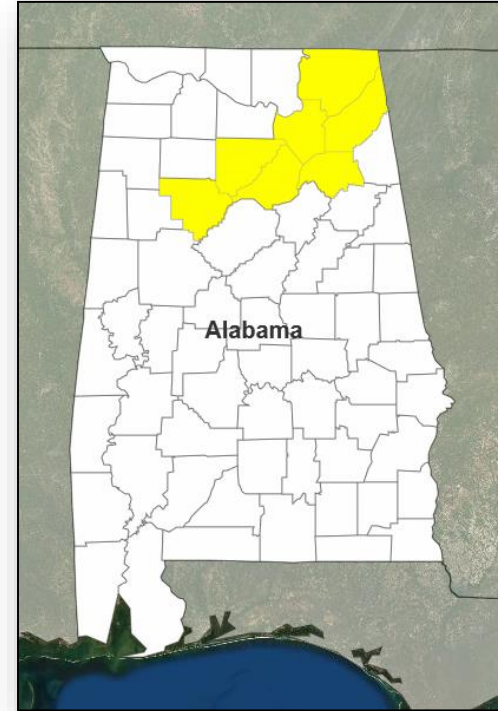
Declaration: Major Disaster – Alabama
Requested: May 27, 2020

Incident: Severe Storms, tornadoes, straight-line winds and flooding

Incident Period: April 12-13, 2020

Includes:

- **PA Only:** 7 counties
- **Hazard Mitigation:** Statewide



■ PA

COVID-19 Declaration Requests in Process – 1



FEMA

State / Tribe / Territory – Incident Description	Type	IA	PA	HM	Requested
Poarch Band of Creek Indians – COVID-19 Pandemic	DR	X	X		May 15

Declaration Requests in Process – 5

State / Tribe / Territory – Incident Description	Type	IA	PA	HM	Requested
HI – Severe Storms and Flooding	DR		X	X	Apr 27
TX – Severe Storms, Straight-line Winds, and Tornadoes (Appeal)	DR		X	X	Apr 27
UT – Earthquake and Aftershocks	DR	X	X	X	May 15
ND – Flooding	DR		X	X	May 22
AL – Severe Storms, Tornadoes, Straight-line Winds and Flooding	DR		X	X	May 27

Declaration Amendments



Declaration	Number	Issued	Action
FEMA-4493-DR-PR	2	May 28	Adds Individual Assistance limited to Crisis Counseling Program for the entire commonwealth
FEMA-4499-DR-OR	1	May 28	Adds Individual Assistance limited to Crisis Counseling Program statewide
FEMA-4495-DR-GU	1	May 28	Adds Individual Assistance limited to Crisis Counseling Program for the entire territory

FEMA Common Operating Picture



FEMA

FEMA HQ	
NWC	NRCC
Monitoring	Level I

FEMA REGIONS		
WATCH	RRCC	
Monitoring	I	Level II
Monitoring	II	Level II
Monitoring	III	Level III
Monitoring	IV	Level II
Monitoring	V	Level II
Monitoring	VI	Level II
Alt Location	VII	Rostered
Monitoring	VIII	Level II
Monitoring	IX	Level I
Monitoring	X	Level II

Notes:

NRCC and RRCCs activated for COVID-19

GA: Flooding
 PR: Flooding
 MS: Earthquake
 TN: Tornadoes

All EOCs activated for COVID-19

Major Disasters (DR): 104
 Emergency Disasters (EM): 98

★ JFOs: 12 / VJFOs: 14

📍 Staging Area

🏠 Distribution Center (DC)

🏠 Declared County (non-COVID-19 Declarations)

🔴 Fully Activated

🟡 Partially Activated

🟢 Monitoring

As of 3:00 a.m. ET May 29, 2020
 Created by FEMA NWC

Region X COVID DRs

4481-DR-WA
 VJFO: Bothell, WA

4499-DR-CR
 VJFO: Denver, CO

4533-DR-AK
 VJFO: Fairbanks, AK

4534-DR-ID
 VJFO: Boise, ID

4539-DR-WA
 VJFO: Timothy B. Manner
 VJFO: Camp Murray, WA

4519-DR-OR
 VJFO: Dolph A. Diemont
 VJFO: Salem, OR

Region VIII COVID DRs

4498-DR-CO
 VJFO: Denver, CO

4508-DR-MT
 VJFO: Helena, MT

4509-DR-ND
 VJFO: Bismarck, ND

4525-DR-UT
 VJFO: Salt Lake City, UT

4527-DR-SD
 VJFO: Pierre, SD

4535-DR-WY
 VJFO: Lee K. dePalo
 VJFO: Denver, CO

Region IX COVID DRs

4482-DR-CA
 VJFO: San Francisco, CA

4495-DR-GU
 VJFO: San Juan, PR

4510-DR-HI
 VJFO: Honolulu, HI

4511-DR-CNMI
 VJFO: Honolulu, HI

4523-DR-NV
 VJFO: Reno, NV

4524-DR-AZ
 VJFO: Phoenix, AZ

4537-DR-AS
 VJFO: Anchorage, AK

RX IMAT (Bothell, WA)

Region VII COVID DRs

4483-DR-IA
 VJFO: Des Moines, IA

4490-DR-MO
 VJFO: St. Louis, MO

4504-DR-KS
 VJFO: Topeka, KS

4521-DR-NE
 VJFO: Lincoln, NE

4520-DR-WI
 VJFO: Madison, WI

4531-DR-MN
 VJFO: St. Paul, MN

RV IMAT

Region VI COVID DRs

4484-DR-LA
 VJFO: New Orleans, LA

4485-DR-TX
 VJFO: Houston, TX

4518-DR-AR
 VJFO: Little Rock, AR

4529-DR-NM
 VJFO: Albuquerque, NM

4530-DR-OK
 VJFO: Oklahoma City, OK

4544-DR-AR
 VJFO: Roland Jackson
 VJFO: TBD

4538-DR-MS
 VJFO: Terry L. Quarles
 VJFO: TBD

4458/4462-DR-LA
 VJFO: John E. Long
 VJFO: Baton Rouge, LA

4478/4536-DR-MS
 VJFO: Jose M. Girod
 VJFO: TBD

4399-DR-FL
 VJFO: Brett Howard
 VJFO: Panama City, FL

4473-DR-PR
 VJFO: Alex Amparo
 VJFO: Ponce, PR

Region V COVID DRs

4489-DR-IL
 VJFO: Chicago, IL

4494-DR-MI
 VJFO: Detroit, MI

4507-DR-OH
 VJFO: Columbus, OH

4515-DR-IN
 VJFO: Indianapolis, IN

4520-DR-WI
 VJFO: Madison, WI

4531-DR-MN
 VJFO: St. Paul, MN

RV IMAT

Region IV COVID DRs

4486-DR-FL
 VJFO: Miami, FL

4487-DR-NC
 VJFO: Raleigh, NC

4492-DR-SC
 VJFO: Columbia, SC

4492-DR-SC
 VJFO: Columbia, SC

4497-DR-KY
 VJFO: Louisville, KY

4501-DR-GA
 VJFO: Atlanta, GA

4509-DR-AL
 VJFO: Montgomery, AL

4514-DR-TN
 VJFO: Nashville, TN

4528-DR-MS
 VJFO: Jackson, MS

4545-DR-STOF
 VJFO: St. Thomas, VI

4486-DR-FL
 VJFO: Miami, FL

4487-DR-NC
 VJFO: Raleigh, NC

4492-DR-SC
 VJFO: Columbia, SC

4492-DR-SC
 VJFO: Columbia, SC

4497-DR-KY
 VJFO: Louisville, KY

4501-DR-GA
 VJFO: Atlanta, GA

4509-DR-AL
 VJFO: Montgomery, AL

4514-DR-TN
 VJFO: Nashville, TN

4528-DR-MS
 VJFO: Jackson, MS

4545-DR-STOF
 VJFO: St. Thomas, VI

4486-DR-FL
 VJFO: Miami, FL

4487-DR-NC
 VJFO: Raleigh, NC

4492-DR-SC
 VJFO: Columbia, SC

4492-DR-SC
 VJFO: Columbia, SC

4497-DR-KY
 VJFO: Louisville, KY

4501-DR-GA
 VJFO: Atlanta, GA

4509-DR-AL
 VJFO: Montgomery, AL

4514-DR-TN
 VJFO: Nashville, TN

4528-DR-MS
 VJFO: Jackson, MS

4545-DR-STOF
 VJFO: St. Thomas, VI

4486-DR-FL
 VJFO: Miami, FL

4487-DR-NC
 VJFO: Raleigh, NC

4492-DR-SC
 VJFO: Columbia, SC

4492-DR-SC
 VJFO: Columbia, SC

4497-DR-KY
 VJFO: Louisville, KY

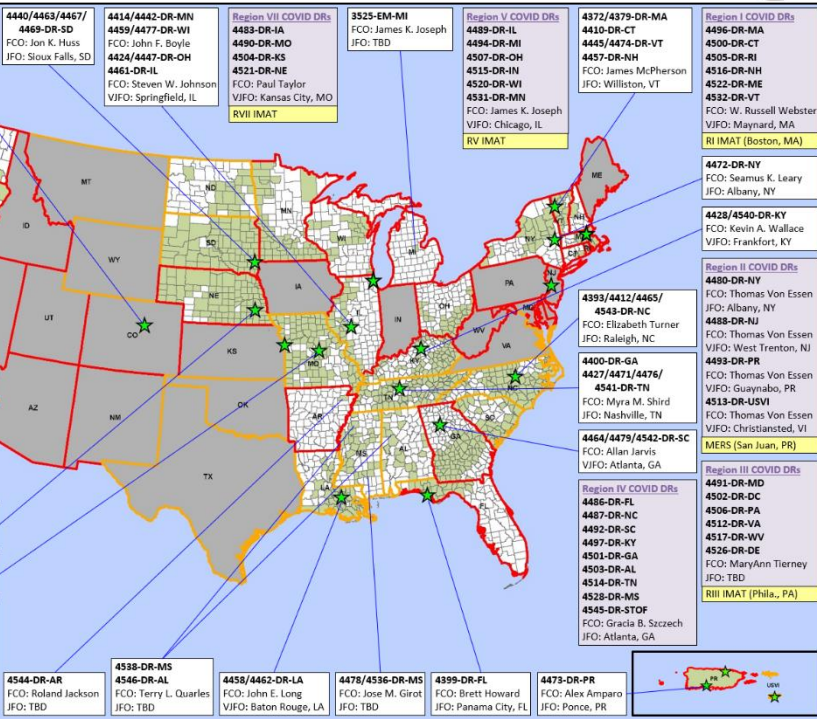
4501-DR-GA
 VJFO: Atlanta, GA

4509-DR-AL
 VJFO: Montgomery, AL

4514-DR-TN
 VJFO: Nashville, TN

4528-DR-MS
 VJFO: Jackson, MS

4545-DR-STOF
 VJFO: St. Thomas, VI



N-IMATs	
2 Teams	
Red	
Blue	
Gold	IMAT-A Support

R-IMATs	
4 - 6 Teams	
I	RRCC
II	Reconstituting
III	RRCC
IV-1	Virtual MS
IV-2	Virtual SC
V	RRCC
VI-1	Virtual AR
VI-2	
VII	VJFO-COVID
VIII	Reconstituting
IX-1	
IX-2	RRCC
X	RRCC

FMC	PMC
NMC	Deployed

Team:	US&R	MERS	FCOs	FDRCS	IM WORKFORCE
Status	>65%	>66%	≤1 Type I	= 2	
Assigned:	28	36	47	11	13,505 ▲
Unavailable:	6	0	0	0	2,489 ▲
Deployed:	0	0 (-1)	39	8	5,756 ▼
Available:	22	36 (+1)	8	3	5,260 / 39% ▲

IM CADRE AVAILABILITY SUMMARY	
Cadres with 25% or Less Availability	
EHP 22% (139/631); ER 15% (11/75); FL 19% (30/159); FM 25% (65/260); OPS 23% (66/293); PA 22% (686/3,093); PLAN 20% (84/419); SAF 11% (6/54)	



FEMA

FEMA's mission is helping people before, during, and after disasters.

Click [here](#) to subscribe to this briefing.