

FEMA National Watch Center

Daily Operations Briefing

Wednesday, May 28, 2025

8:30 a.m. ET



FEMA

National Current Ops / Monitoring

New Significant Incidents / Ongoing Ops

- No new significant incidents / operations

Hazard Monitoring

- Severe thunderstorms – Central and Southern Plains
- Excessive rainfall / flash flooding – Southern Plains
- Tropical Activity:
 - Eastern Pacific:
 - Disturbance 1 (Invest 90E): High (near 100%)

Disaster Declaration Activity

- No new declaration activity

Event Monitoring

- No new significant events

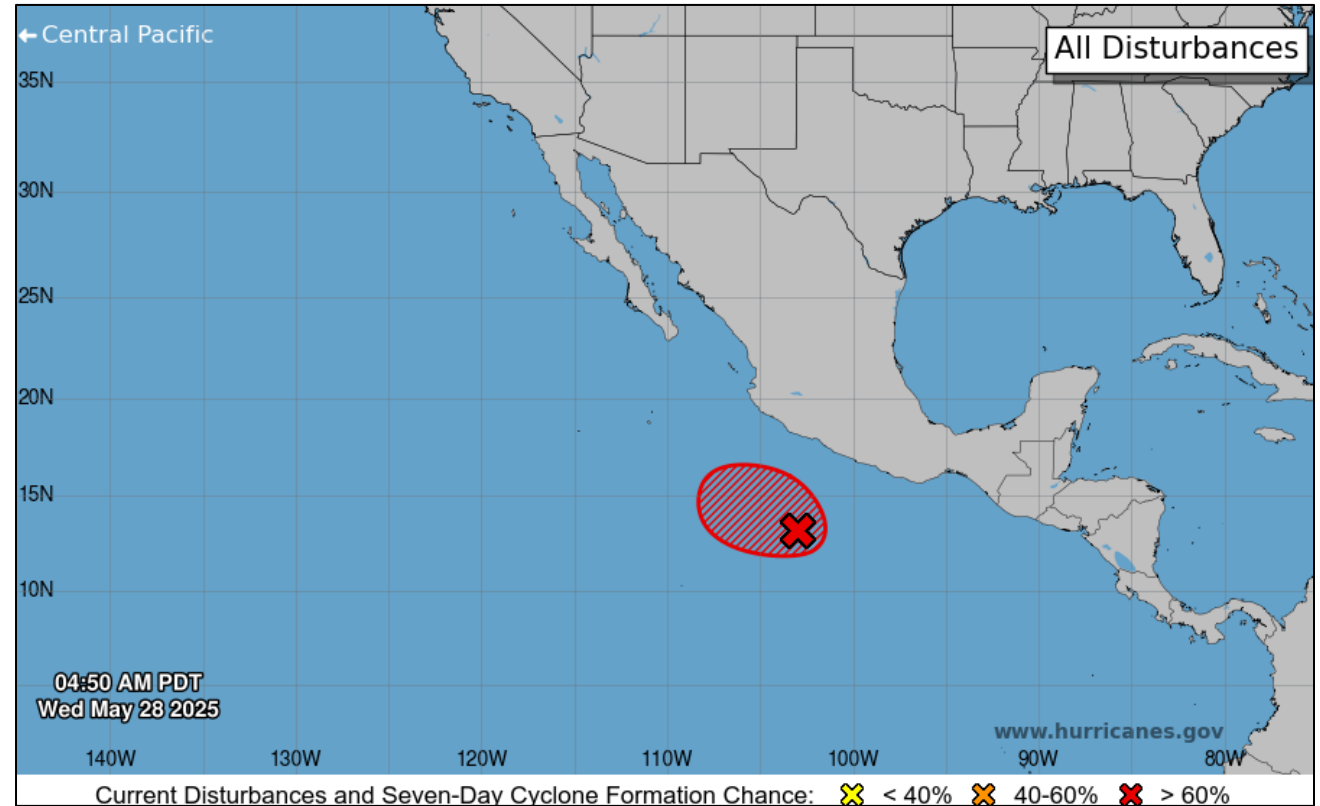


FEMA

Tropical Outlook – Eastern Pacific

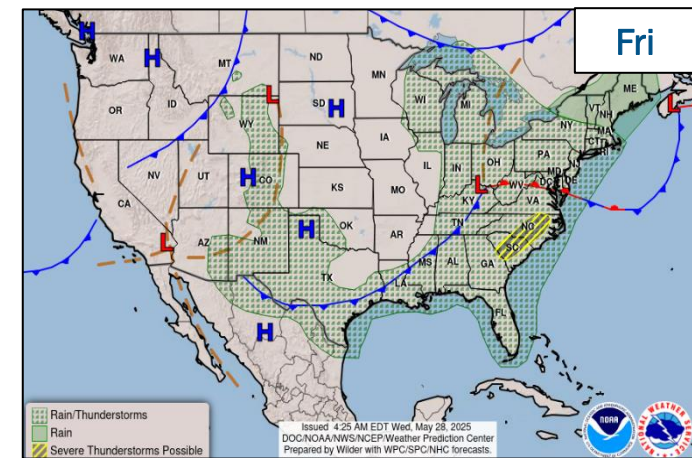
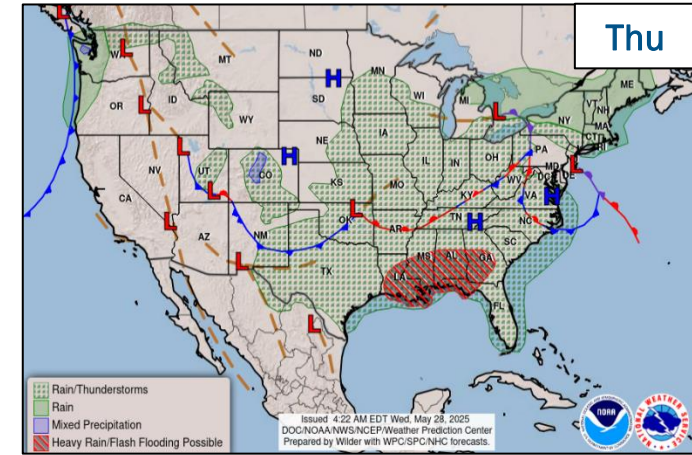
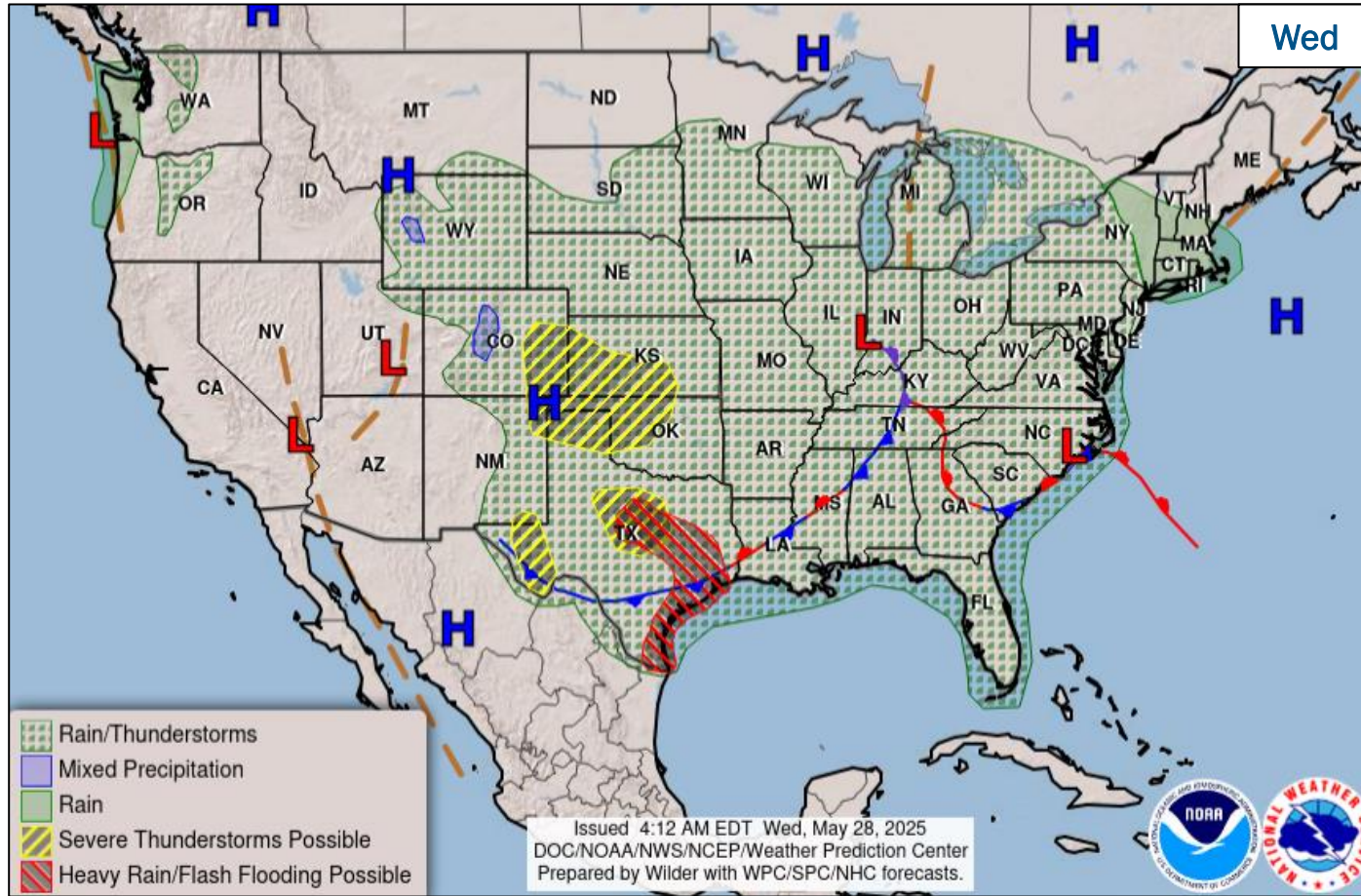
Situation (Invest 90E): (as of 8:00 a.m. ET)

- Located several hundred miles S of the southern coast of Mexico
- Moving WNW at 10 mph
- Environmental conditions remain favorable for further development, and a tropical depression or tropical storm is expected to form later today or tonight
- Formation chance: 48-hour – High (near 100%); 7-day – High (near 100%)



FEMA

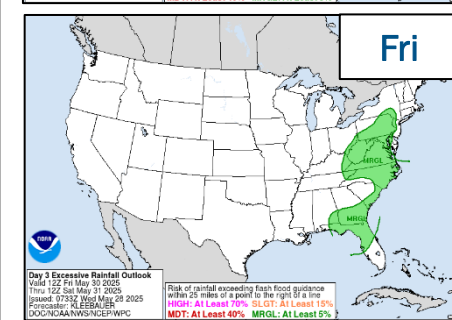
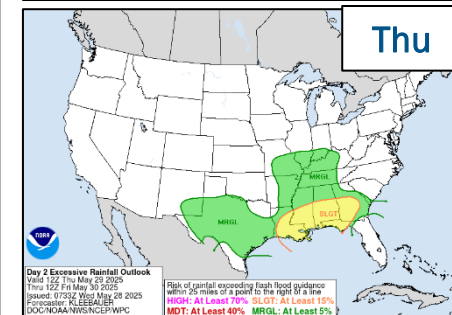
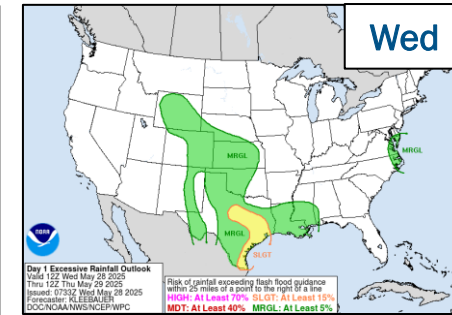
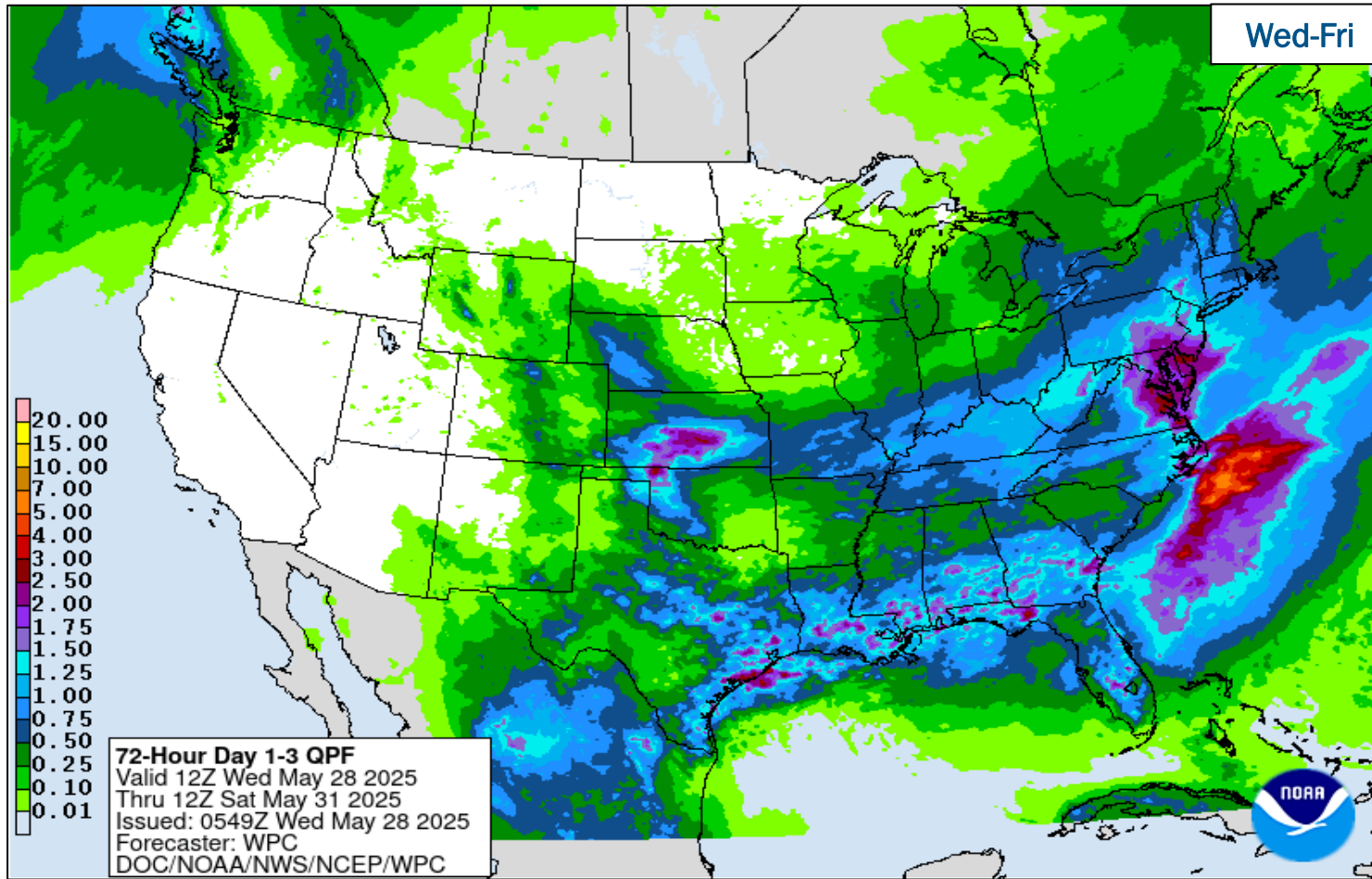
National Weather Forecast



FEMA

National Watch Center

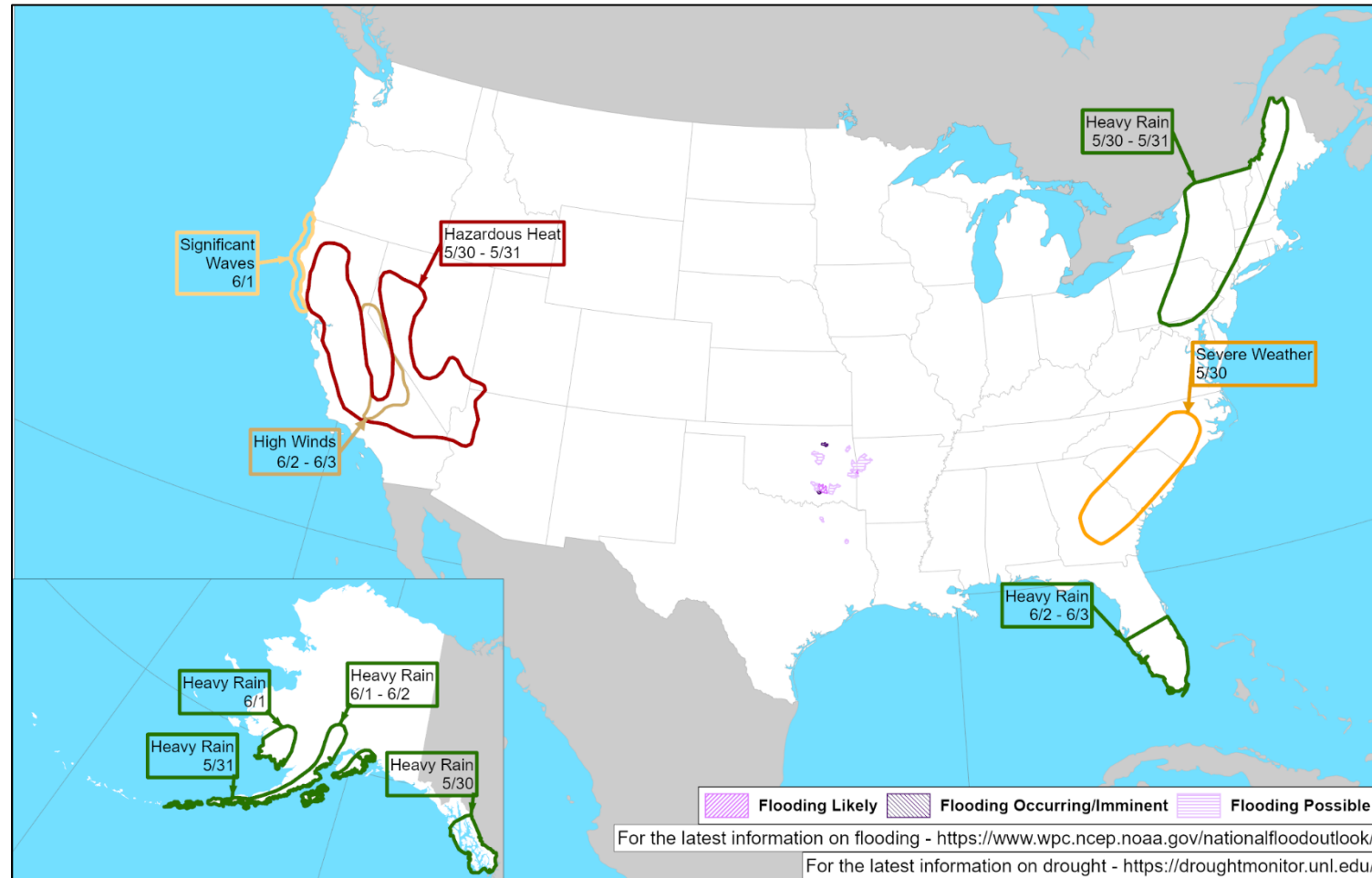
Precipitation & Excessive Rainfall



FEMA

National Watch Center

Hazards Outlook – May 30–Jun 3



FEMA

National Watch Center

FEMA Common Operating Picture


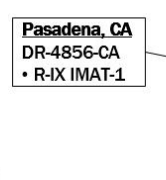
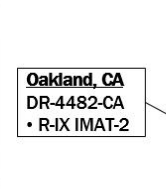
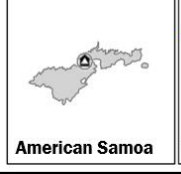
23 Joint Field Offices **83 + 9** Major Disasters **10** Direct Housing Missions **21** RSF-Supported Disasters **6** Joint Recovery Offices

Wednesday
May 28, 2025
8:30 a.m. ET

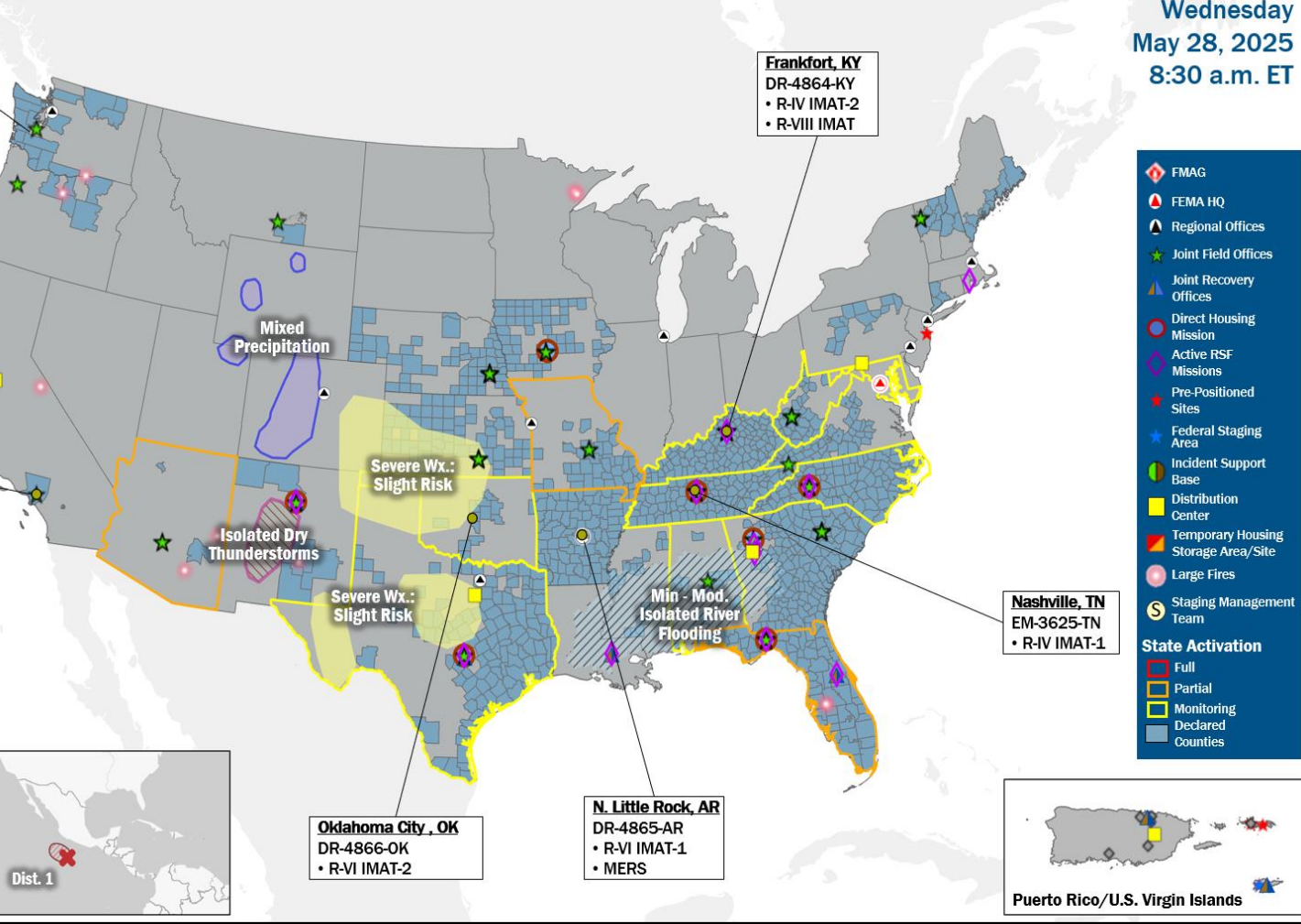
FEMA HQ	
NWC	NRCC
Monitoring	Steady State
FEMA REGIONS	
Watch	RRCC
Monitoring I	Rostered
Monitoring II	Rostered
Monitoring III	Rostered
Monitoring IV	Rostered
Monitoring V	Rostered
Monitoring VI	Rostered
Monitoring VII	Rostered
Monitoring VIII	Rostered
Monitoring IX	Rostered
Monitoring X	Rostered
Notes:	
NRCC/RWCs/RRCCs: • NSTR	State EOCs: • AZ/HI/TX: Wildfires • AL/FL/KY/MO/NC/OK TN: Severe Weather FL/NC: Previous Incidents • MD/WV: Flooding • DC: U.S. Army Birthday
Volunteer Force	
Rostered 7,671	Deployed 4
Surge Capacity Force	
Rostered 8,557	Deployed 0

N-IMATs	
2-5 Teams Available	
Red	
White	
Blue	
Gold	
HS	
R-IMATs	
4-6 Teams Available	
I	2
II	
III	3
IV-1	TN (Apr 4)
IV-2	KY (Feb 16)
V	1
VI-1	AR (May 15)
VI-2	OK (May 27)
VII	
VIII	KY (Apr 6)
IX-1	CA (Jan 8)
IX-2	CA (Mar 6)
X	
Fully Mission Capable (FMC)	
Partially Mission Capable (PMC)	
Not Mission Capable (NMC)	
Deployed	

REGIONAL BREAKDOWN			
	JFO	DR	EM JRO
I	2	7	0 0
II	0	0	0 2
III	2	8	1 0
IV	7	26	7 1
V	0	0	0 0
VI	2	10	1 3
VII	4	19	0 0
VIII	1	1	0 0
IX	2	5	0 0
X	3	7	0 0



Lacey, WA
DR-4775-WA
Closing Jun 6



Legend

- FMAG
- FEMA HQ
- Regional Offices
- Joint Field Offices
- Joint Recovery Offices
- Direct Housing Mission
- Active RSF Missions
- Pre-Positioned Sites
- Federal Staging Area
- Incident Support Base
- Distribution Center
- Temporary Housing Storage Area/Site
- Large Fires
- Staging Management Team

State Activation

- Full
- Partial
- Monitoring
- Declared
- Counties

IM Workforce

13,092 (-6) Assigned
5,339 (+35) Unavailable
5,961 (-10) Deployed

14% / 1,792 (-31) Available

IM Cadre Availability

20 Cadres ≤ 25% Availability

Alternative Dispute Resolution: 15% (5/33); Civil Rights: 11% (16/141); Disaster Field Training Operations: 17% (12/69); Disability Integration: 21% (6/29); Disaster Survivor Assistance: 16% (184/1,150); External Affairs: 7% (25/362); Environmental Planning and Historic Preservation: 7% (56/803); Field Leadership: 3% (4/130); Financial Management: 18% (39/218); Hazard Mitigation: 7% (72/1,043); Human Resources: 12% (21/173); Individual Assistance: 11% (270/2,510); Interagency Recovery Coordination: 19% (53/284); Information Technology: 12% (79/676); Logistics: 18% (287/1,590); Operations: 7% (25/358); Public Assistance: 11% (242/2,245); Planning: 6% (25/428); Safety: 4% (4/94); Security: 7% (9/127)

MERS

≥ 66%

36 Assigned
3 Unavailable
1 Deployed

32 Available

US&R

≥ 66%

28 Assigned
3 Unavailable
0 Deployed

25 Available

FCO

3 Type I

49 Assigned
5 (+1) Unavailable
40 (24 FCOR) Deployed

4 (-1) Available

Joint Preliminary Damage Assessments

Region	State / Location	Incident	IA	Number of Counties		Start - End
			PA	Requested	Complete	
III	MD	Severe Storms and Flooding May 13-14	IA	0	0	N/A
			PA	2	0	5/28 - TBD
VI	OK	Severe Storms and Flooding Apr 19 and continuing	IA	0	0	N/A
			PA	23	0	5/28 - TBD



FEMA

Declaration Requests in Process – 10

State / Tribe / Territory – Incident Description	Type	IA	PA	HM	Requested
MI – Severe Winter Storm	EM		X		Apr 11
TN – Severe Storms, Straight-line Winds, Tornadoes, and Flooding	DR	X	X	X	Apr 17
Muscogee (Creek) Nation – Severe Winter Storm	DR		X	X	Apr 21
WA – Severe Storms, Straight-line Winds, Flooding, Landslides and Mudslides (Appeal)	DR		X	X	May 7
MI – Severe Winter Storm	DR	X	X	X	May 16
MO – Severe Storms, Straight-line Winds, Tornadoes, and Flooding	EM		X		May 19
MO – Severe Storms, Straight-line Winds, Tornadoes, and Flooding	DR		X	X	May 19
OR – Severe Storms, Flooding , Landslides, Mudslides	DR	X	X	X	May 19
OR – Severe Storms and Flooding	DR	X		X	May 19
MO – Severe Storms, Straight-line Winds, Tornadoes, and Flooding	DR	X		X	May 25



FEMA



FEMA

Helping people before, during, and after disasters.



Scan to subscribe to this briefing.