

FEMA National Watch Center

Daily Operations Briefing

Tuesday, May 17, 2022

8:30 a.m. ET



FEMA

National Current Ops / Monitoring

New Significant Incidents / Ongoing Ops

- Wildfires
- Southwest Border Coordination Support – Washington, DC
- COVID-19

Hazard Monitoring

- Severe thunderstorms, heavy rain, and flash flooding – Central Plains to Middle Mississippi Valley
- Critical fire weather – Southern Plains

Disaster Declaration Activity

- No new declaration activity

Event Monitoring

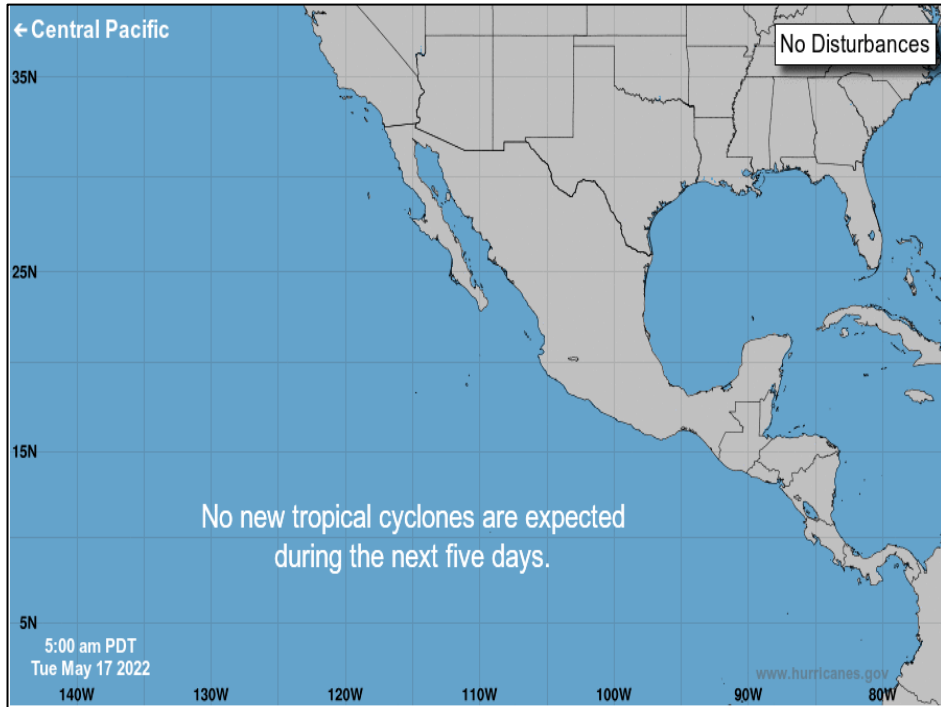
- No significant events



FEMA

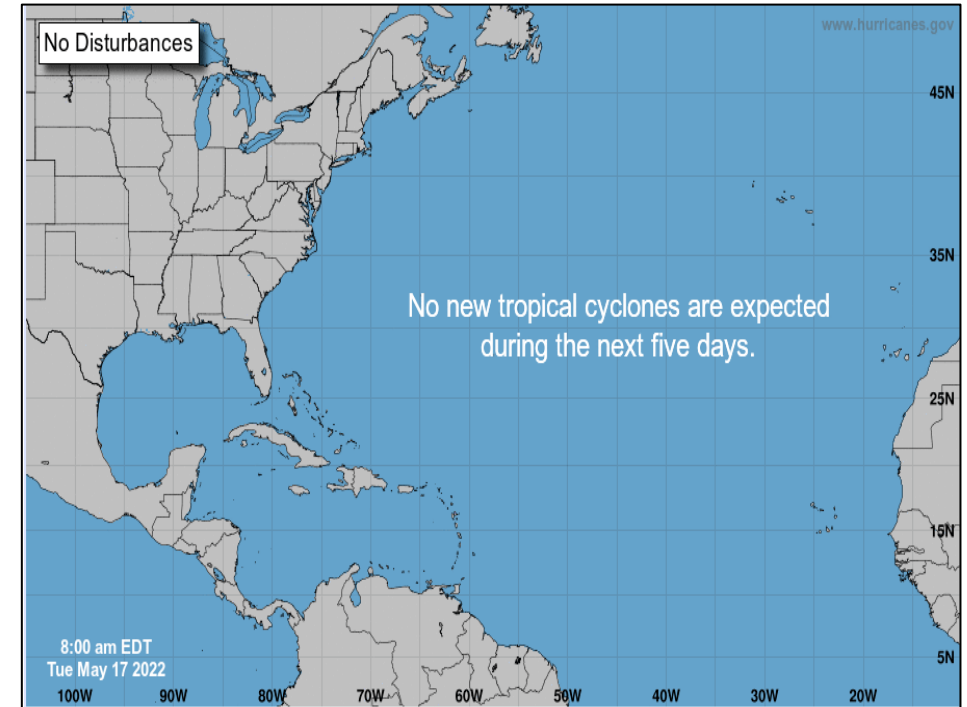
Tropical Outlook – Five Day

Eastern Pacific



- No significant activity

Atlantic



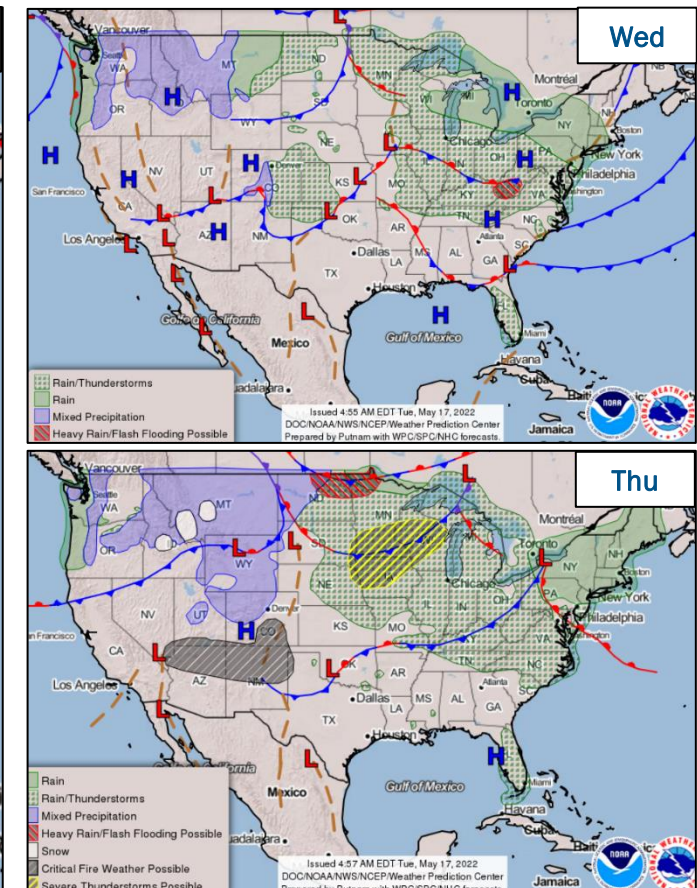
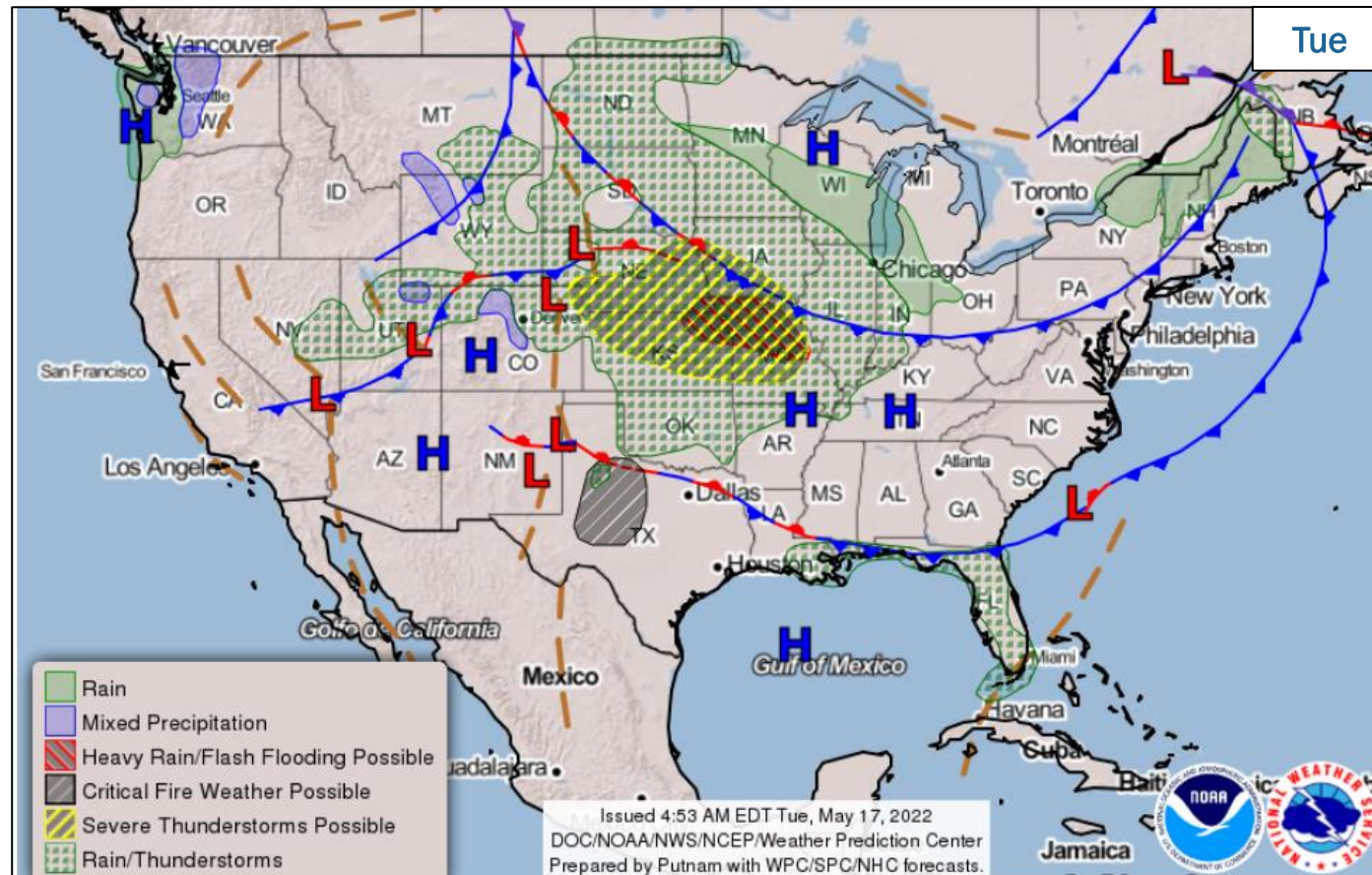
- No significant activity



FEMA

National Watch Center

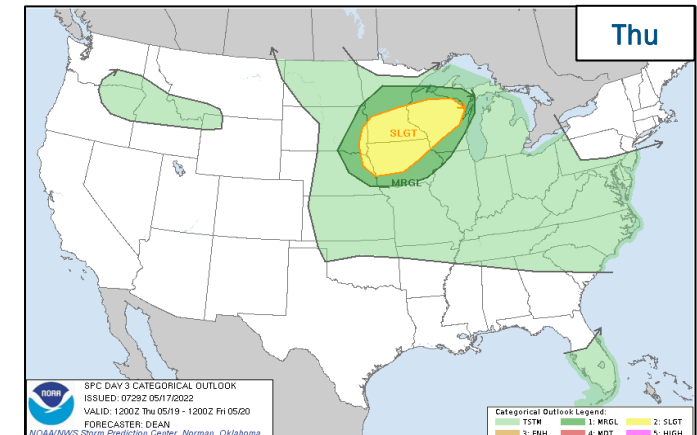
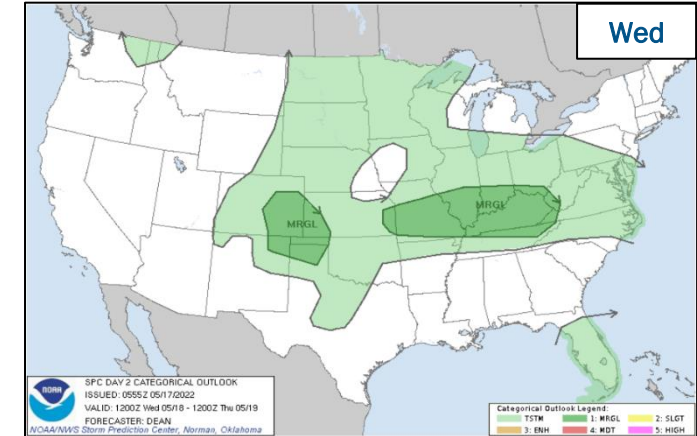
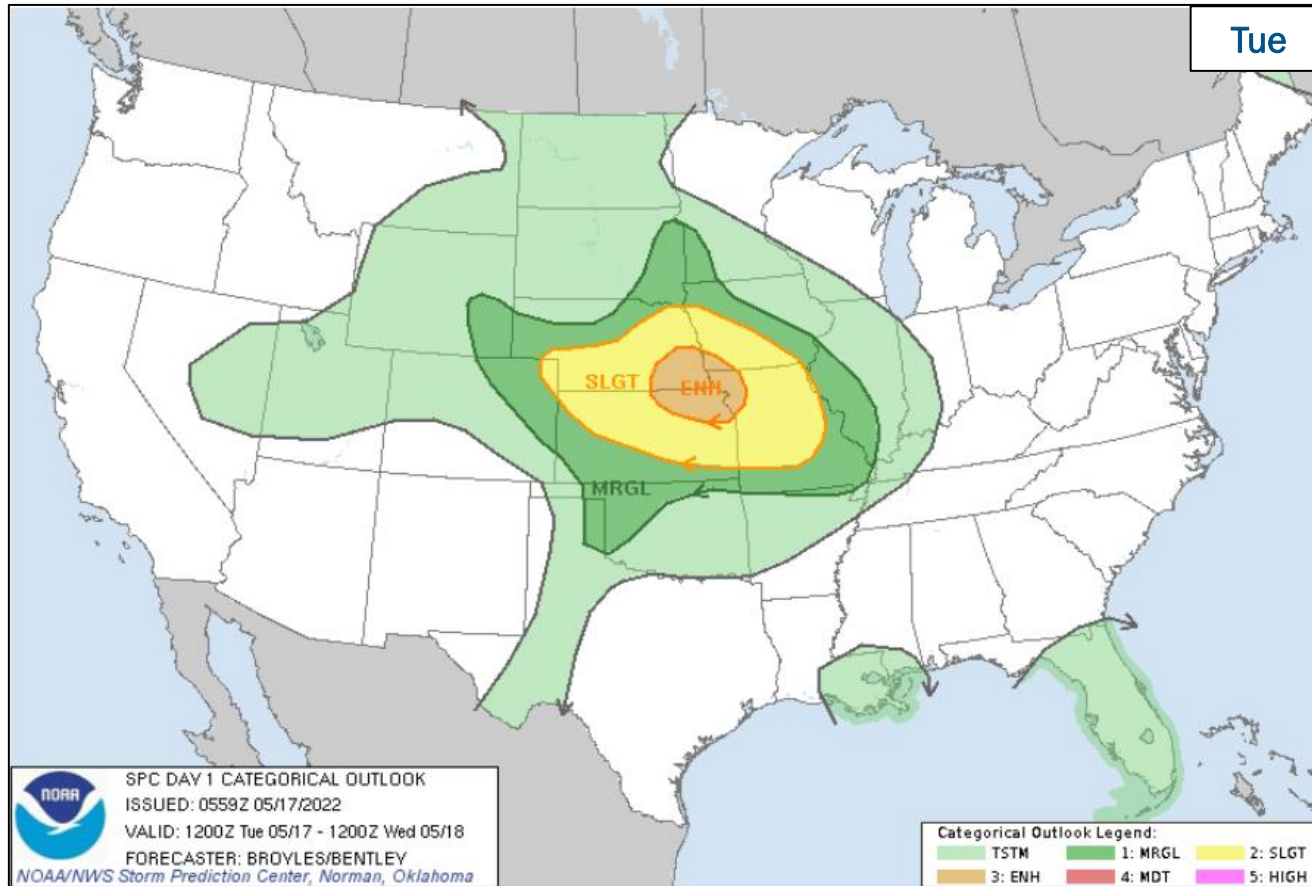
National Weather Forecast



FEMA

National Watch Center

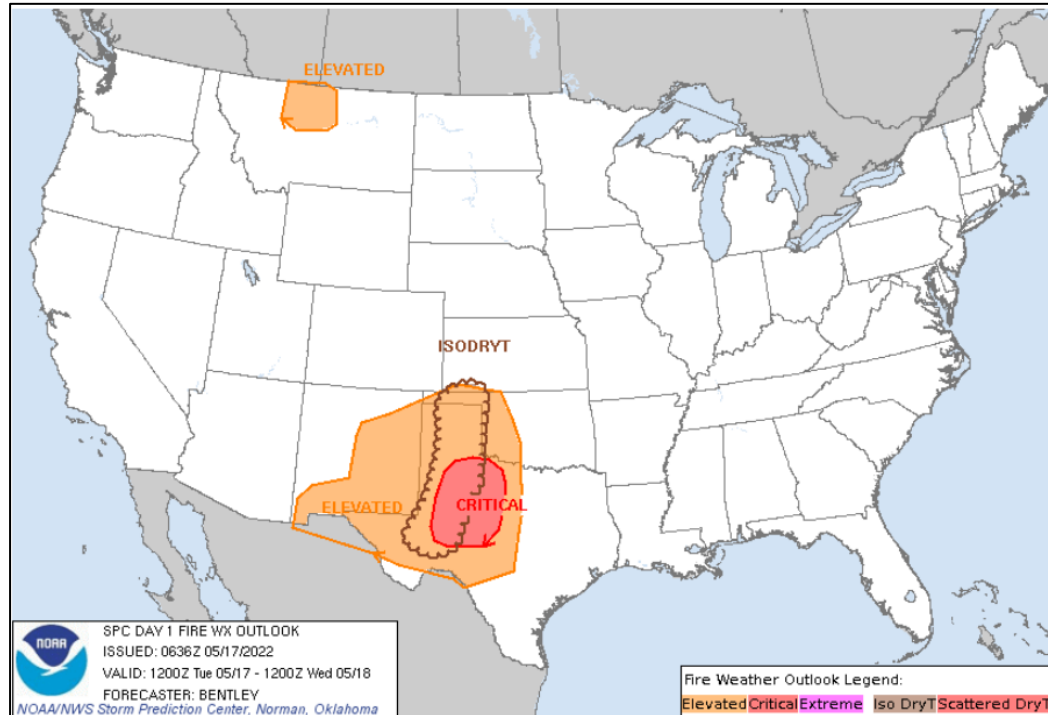
Severe Weather Outlook



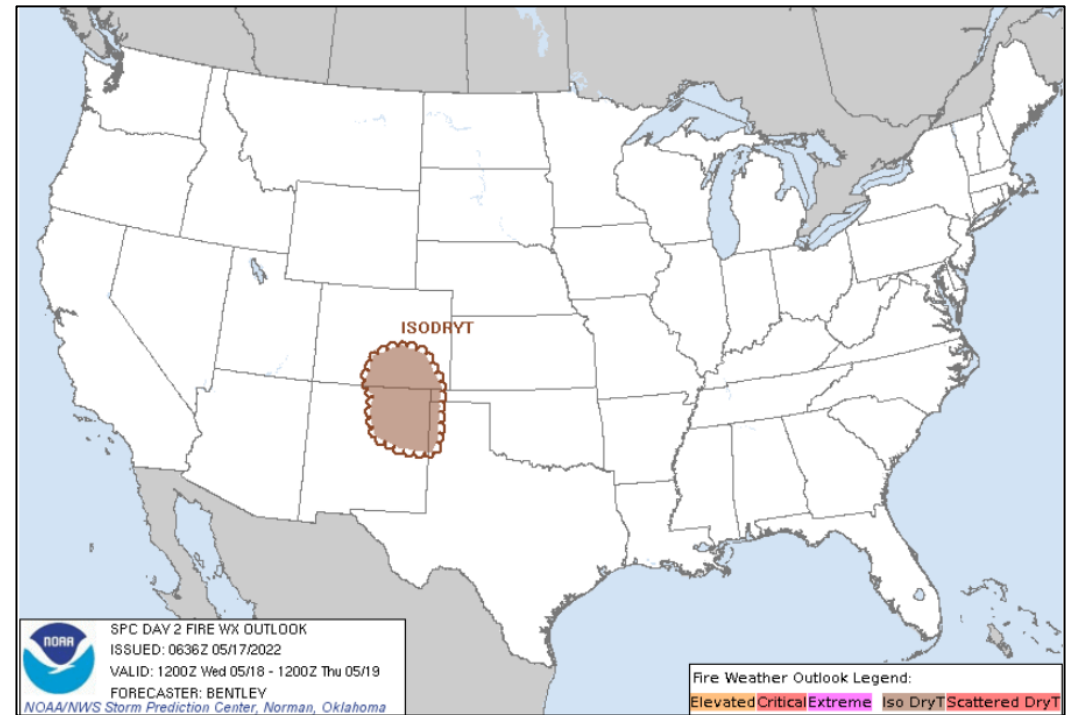
FEMA

National Watch Center

Fire Weather Outlook



Today



Tomorrow



FEMA

National Watch Center

Wildfire Summary

Fire Name (Co., ST)	FMAG #	Acres Burned	Percent Contained	Evacuations	Structures (Homes / Other)			Fatalities / Injuries
					Threatened	Damaged	Destroyed	
Hermit's Peak (San Miguel, NM)	5438-FM-NM	298,060 (+9,092)	26% (-1)	M: 26,628 (+516)	H: 15,451 (-6,619)	H: 13	H: 333 (+4)	0 / 40 (+2)
				V: 0	O: 0	O: 23	O: 268 (+16)	
Cerro Pelado (Sandoval, NM)	Not requested	45,605 (+3)	62% (+22)	M: 733	H: 34	H: 0	H: 4	0 / 1
				V: 0	O: 0	O: 0	O: 6	

(Evacuations: M = Mandatory / V = Voluntary; Structures: H = Homes and Mixed Commercial/Residential / O = Non-residential Commercial/Other Minor Structures)



FEMA

National Watch Center

Joint Preliminary Damage Assessments

Region	State / Location	Incident	IA	Number of Counties		Start – End
			PA	Requested	Complete	
VI	MCN*	Severe Storm and Flooding May 2 and continuing	IA	1	0	5/6 – TBD
			PA	1	0	5/16 – TBD
	OK	Severe Storm and Flooding May 2 and continuing	IA	2	0	5/2 – TBD
			PA	0	0	

*MCN – Muscogee (Creek) Nation



FEMA

National Watch Center

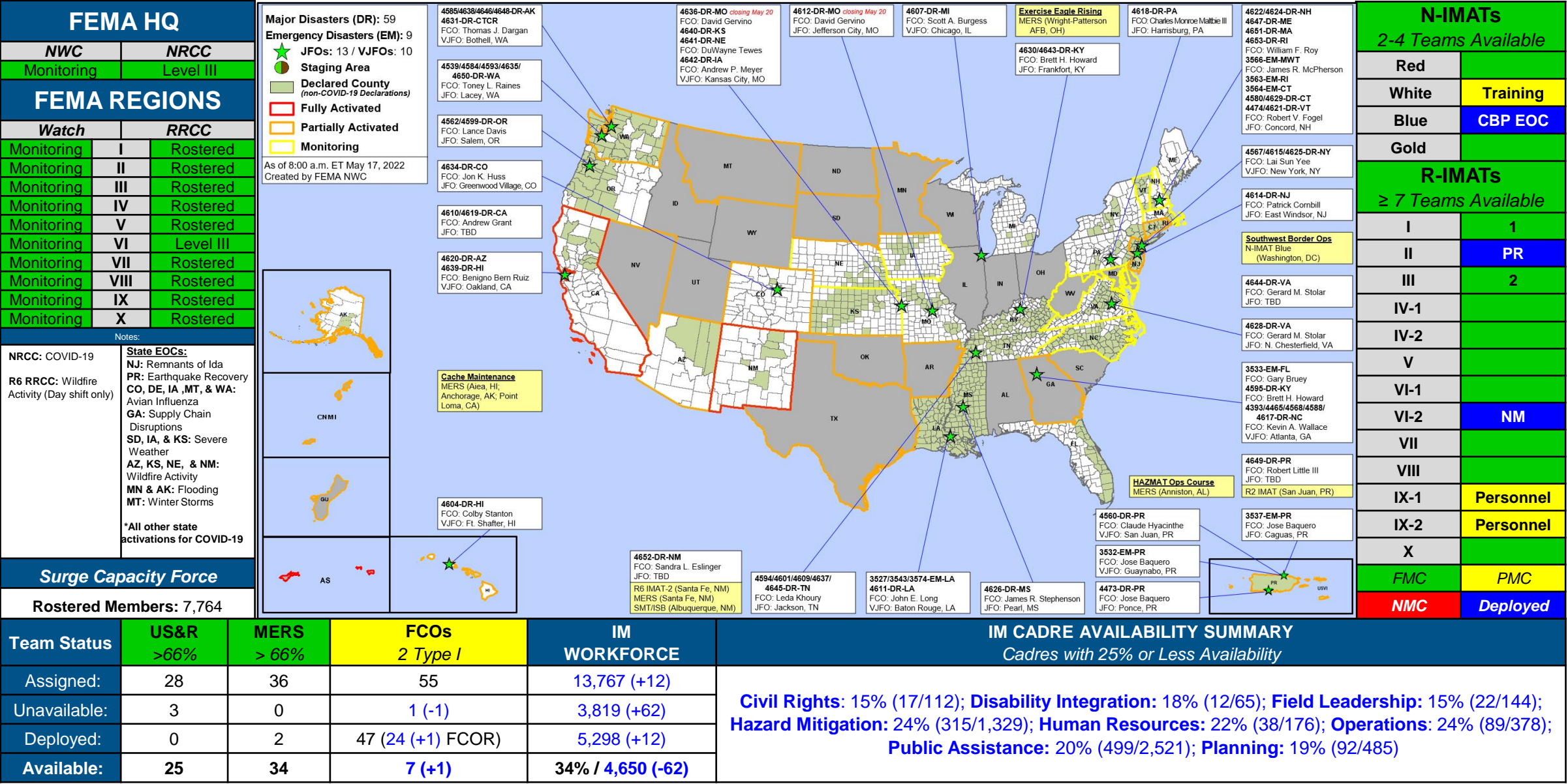
Declaration Requests in Process – 3

State / Tribe / Territory – Incident Description	Type	IA	PA	HM	Requested
MS – Severe Storm, Straight-line Winds, and Tornadoes	DR	X		X	Apr 28
MS – Severe Storm, Straight-line Winds, and Tornadoes	DR	X		X	Apr 29
KS – Winter Storms and Straight-line Winds	DR		X	X	May 3



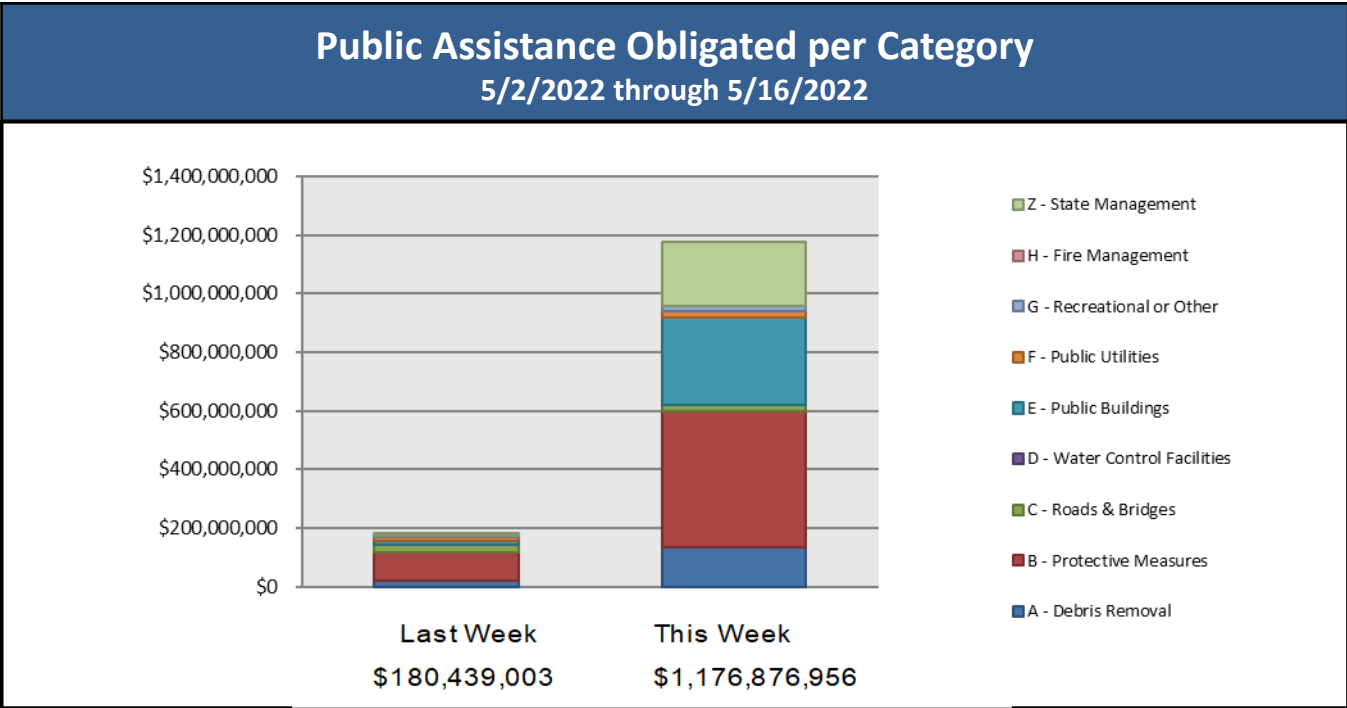
FEMA

FEMA Common Operating Picture



Public Assistance Grant Program

PA Project Worksheets Obligated in past week, as of 5/16/22 at 1500 EDT										
PA Category	Emergency Work		Permanent Work							Total
	A - Debris Removal	B - Protective Measures	C - Roads & Bridges	D - Water Control Facilities	E - Public Buildings	F - Public Utilities	G - Recreational or Other	H - Fire Management	Z - State Management	
Number Of PWs Obligated	79	446	208	6	59	39	36	0	62	935
Federal Share Obligated	\$134,332,156.27	\$464,678,252.91	\$21,778,664.54	\$1,315,539	\$296,696,015.07	\$19,460,555.53	\$19,728,932.98	\$0	\$218,886,839.67	\$1,176,876,955.67



COVID-19 Obligated
as of 5/16/2022

- Total Public Assistance Obligated: \$44,850,851,959

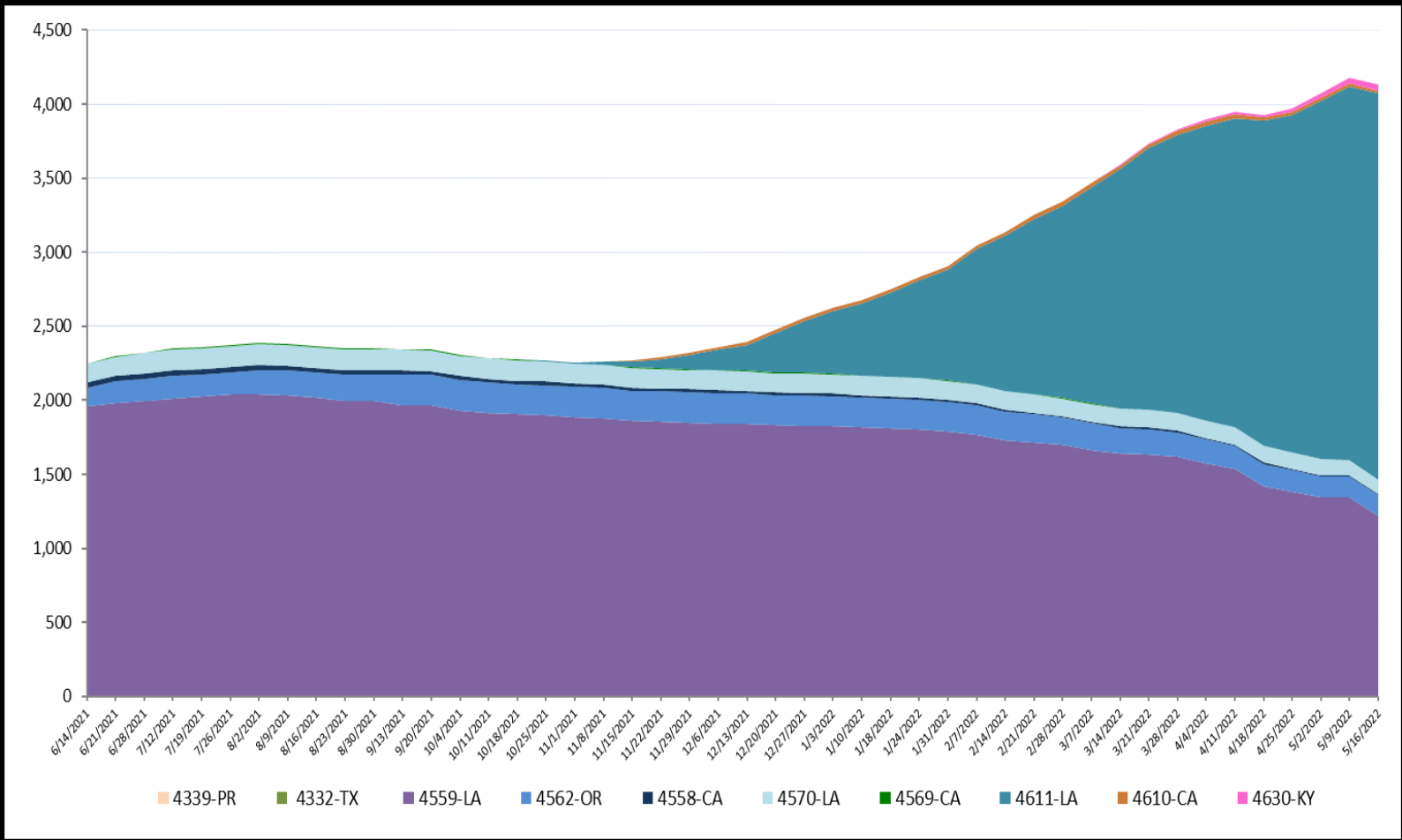
This Week's PA Highlights

- In 4340-VI
\$ 251 Million obligated for Category E - Public Buildings
- In 4339-PR
\$205 Million obligated for Category Z - State Management
- In 4486-FL
\$147 Million obligated for Category B - Protective Measures

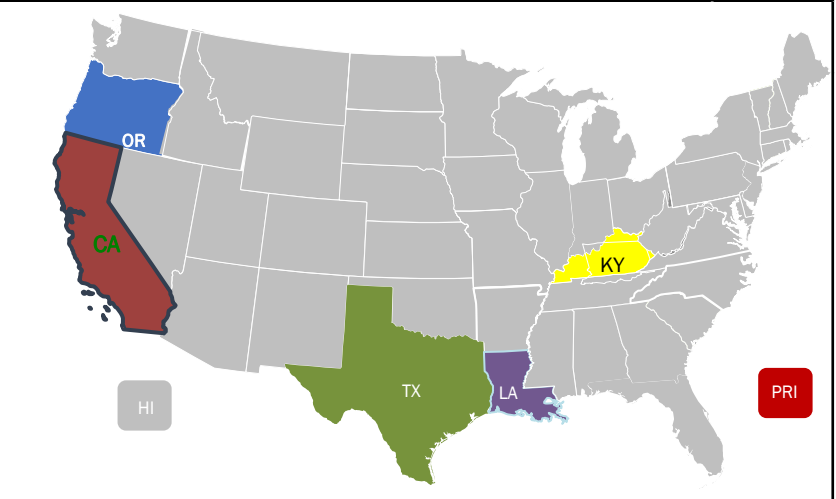
Direct Housing

Total Households in FEMA Direct Housing per State

Past Year per Week, 6/14/2021 – 5/16/2022. There are currently **4,136** Households Occupying **4,157** Temporary Units.



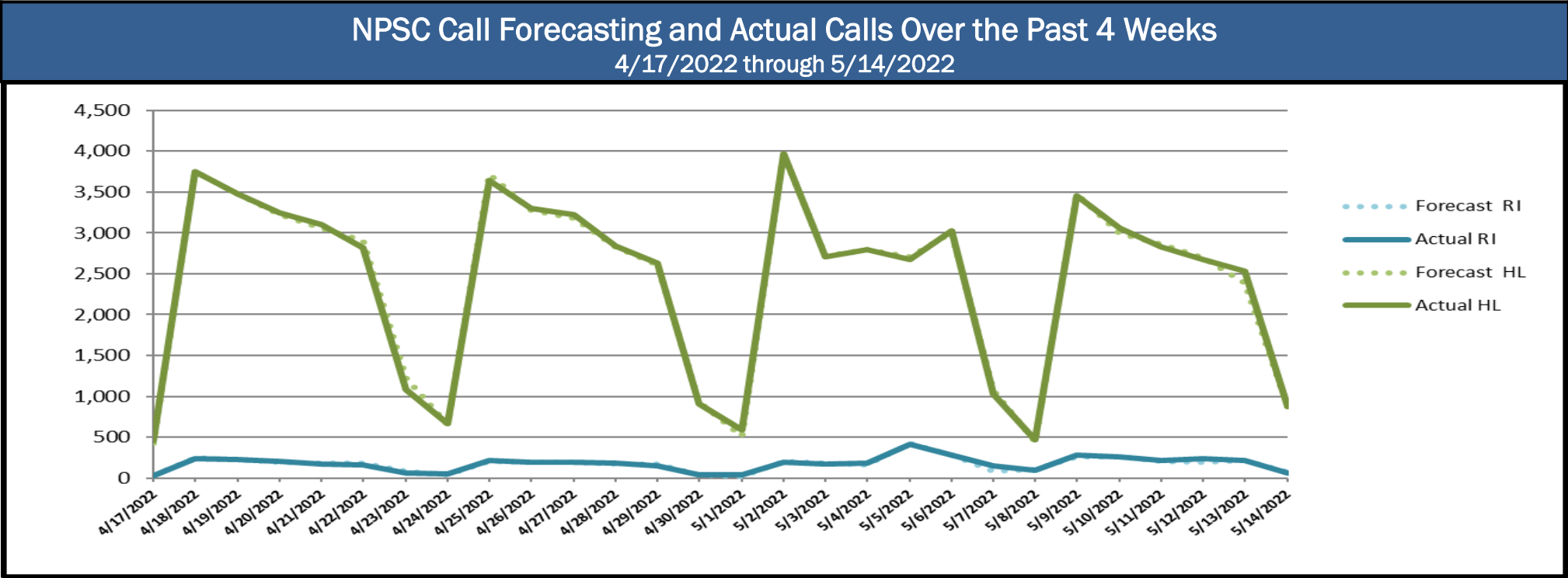
DR	IA Declaration Date	Program End Date	Current # of Households in Direct Housing (Weekly Change)
4630-KY	12/12/2021	6/13/2023	43 (7)
4611-LA	8/29/2021	2/28/2023	2606 (84)
4610-CA	8/24/2021	2/24/2023	22 (0)
4570-LA	10/16/2020	4/16/2022	98 (-5)
4569-CA	10/16/2020	4/16/2022	0 (0)
4562-OR	9/15/2020	3/15/2022	140 (0)
4559-LA	8/28/2020	2/28/2022	1217 (-124)
4558-CA	8/22/2020	2/22/2022	7 (-1)
4339-PR	9/20/2017	9/20/2019	1 (0)
4332-TX	8/25/2017	8/25/2019	2 (0)



States with Currently Occupied Units

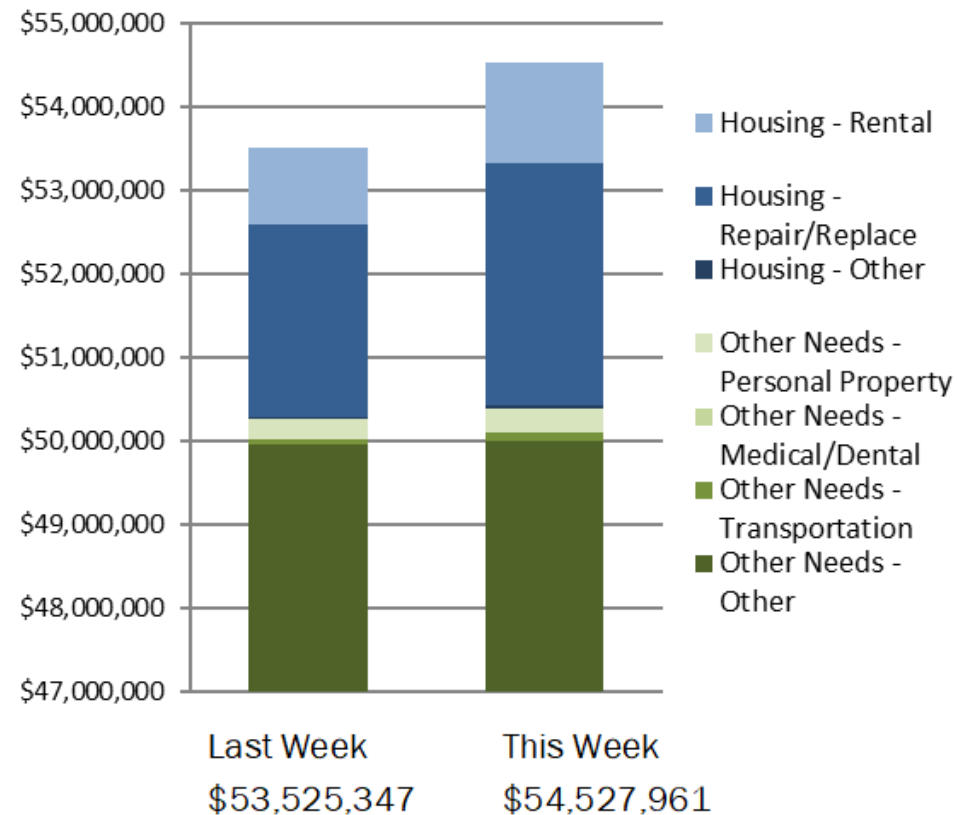
NPSC Call Activity

NPSC Call Activity in the Past Week		
5/08/2022 through 5/14/2022		
Call Type	Projected Calls	Actual Calls
Registration Intake:	1,324	1,377
Helpline:	15,732	15,883
Combined:	17,056	17,260



Individual Assistance Activity

IHP Approved per Category in the Past
2 Weeks – 5/2/2022 through 5/16/2022



FEMA



FEMA

Helping people before, during, and after disasters.



Scan to subscribe to this briefing.