

The Disaster Center is dedicated to the idea that disaster mitigation is cost effective and individuals pursuing their own interest are the greatest potential force for disaster reduction.

Please consider making a small donation to the Disaster Center



When disaster mitigation is cost effective, we are on the road to bringing disasters to an end.



FEMA

Daily Operations Briefing

Friday, May 15, 2020

8:30 a.m. ET

National Current Operations & Monitoring



FEMA

Significant Incidents or Threats:

- COVID-19
- Severe thunderstorms and flash flooding possible – Central and Southern Plains to the Northeast

Tropical Activity:

- Atlantic – Disturbance 1 – High (80%)

Declaration Activity: None

COVID-19 Update



Situation: FEMA, HHS, and federal partners continue working with state, local, tribal, and territorial governments to execute a Whole-of-America response to the COVID-19 pandemic. Among the 17 states not presently experiencing a decrease in confirmed cases, 7 have no stay-at-home order in place, 1 has local or limited stay-at-home order, and 9 have statewide stay-at-home orders in place. **Nationwide testing: 9,538,721 (+237,695) cumulative as of May 14**

Operational Task Forces:

Community Based Testing Sites:

- **183,925 (+3,865)** samples collected at CBTS locations since Mar 20
- **220,070 (+9,570)** tests processed by Private-Partnership Testing Sites since Apr 5

Lifelines Impacts:

Health and Medical Lifeline

Public Health:

- **FEMA procured and delivered 3.8 million swabs and 2.2 million media so far for the month of May**

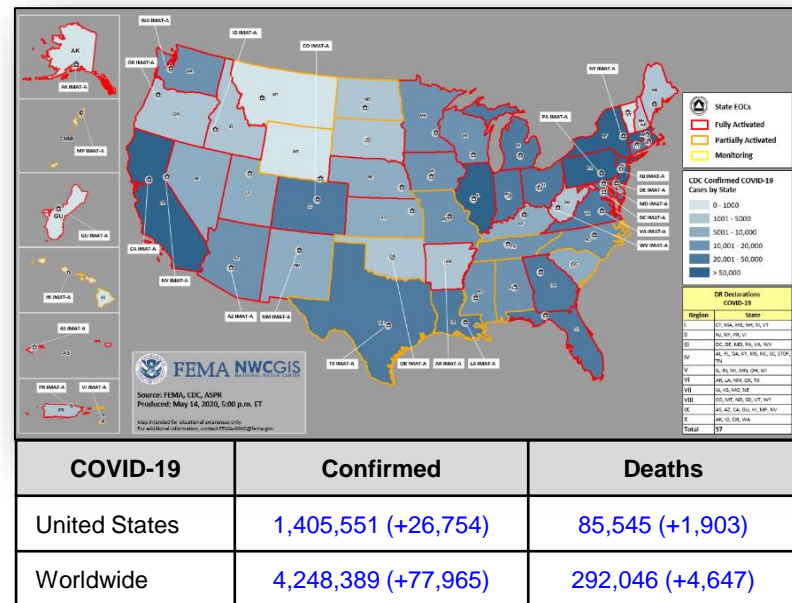
Other Domestic Lifelines

Food, Water, Shelter:

- **Salvation Army standing up a new feeding program in collaboration with MD Emergency Management Agency; program will cover the entire state**

Response:

- FEMA NRCC activated to Level I; all FEMA RRCCs activated
- FEMA IMAT-A teams deployed to 27 states/territories; LNOs deployed to 37 states/territories
- 57 Major Disaster Declarations approved; All State / Territory EOCs activated
- **49,630 (-115)** FEMA, DoD, HHS, VA, and CDC personnel deployed / activated; 3,176 FEMA employees deployed



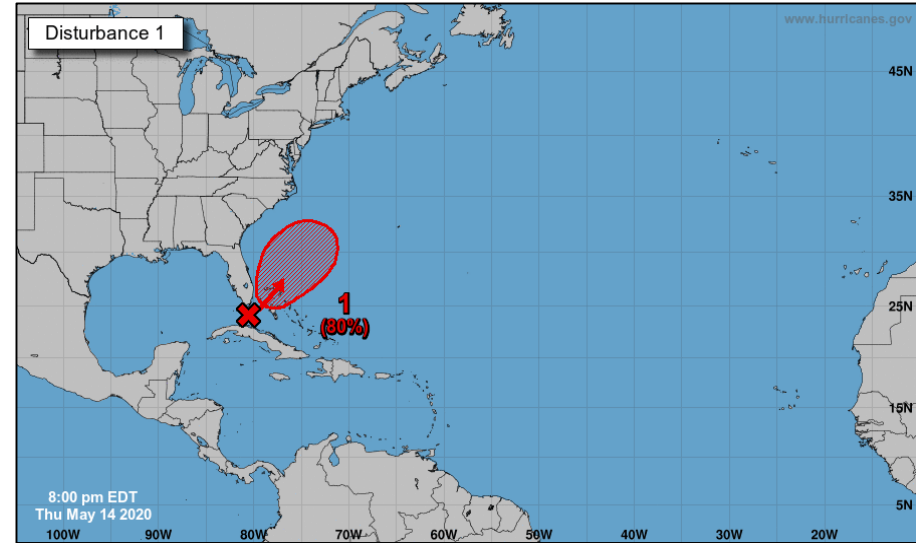
(FEMA SLB COVID-19, May 14)

Tropical Outlook – Atlantic



Disturbance 1 (As of 8:00 p.m. ET)

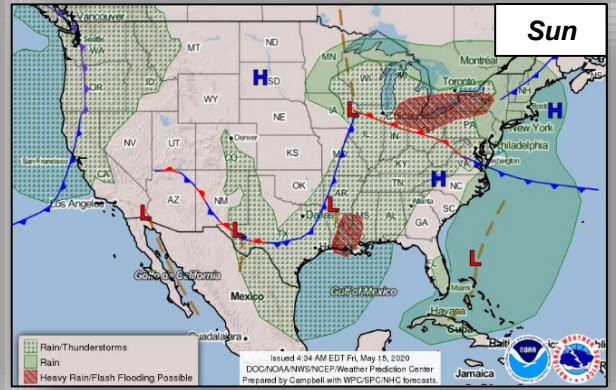
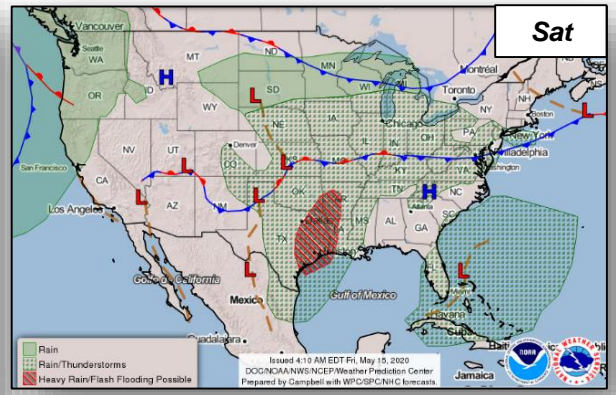
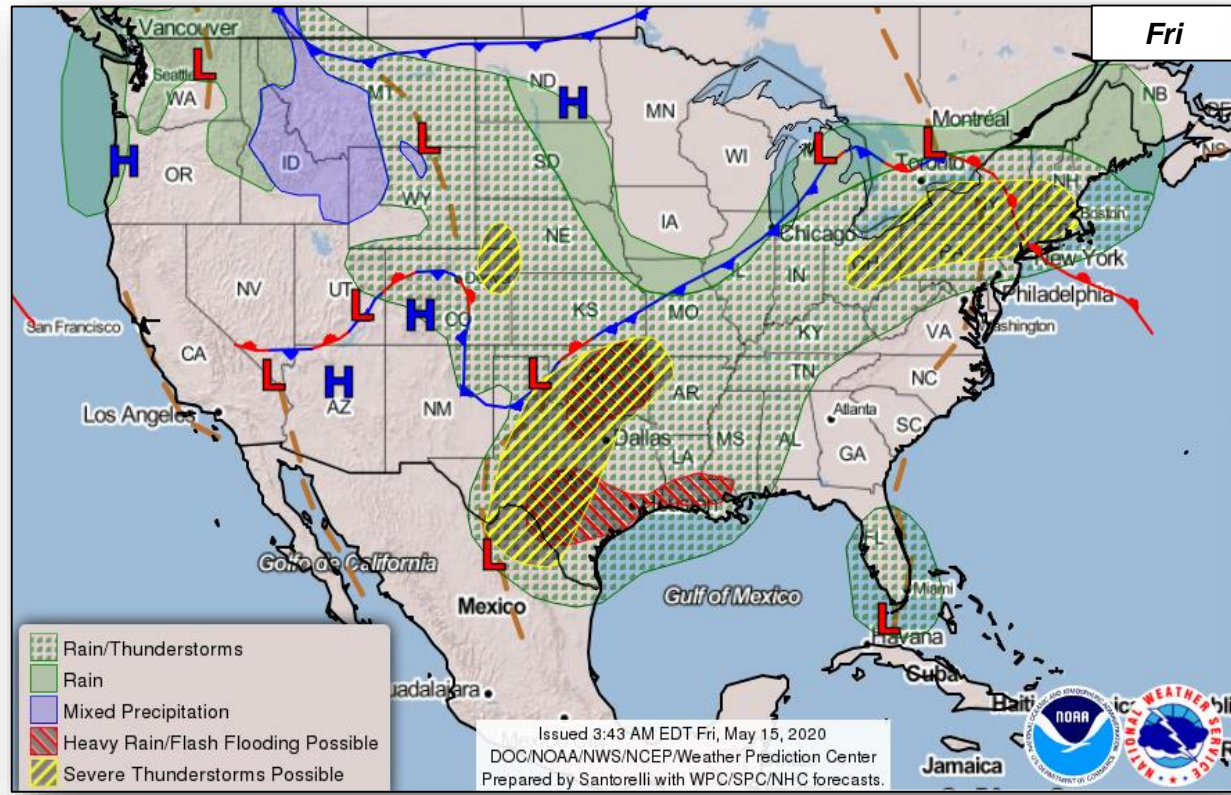
- Located over the Straits of Florida
- Forecast to move NE over western Atlantic early next week
- Likely to become a tropical or subtropical storm by late today or Saturday near northwestern Bahamas
- Regardless of development, locally heavy rainfall for portions of the Florida Keys and southeast FL through Saturday expected
- Tropical-storm-force wind gusts also possible in the Florida Keys and southeast FL during the next day or two
- Formation chance through 48 hours: **High (70%)**
- Formation chance through 5 days: **High (80%)**



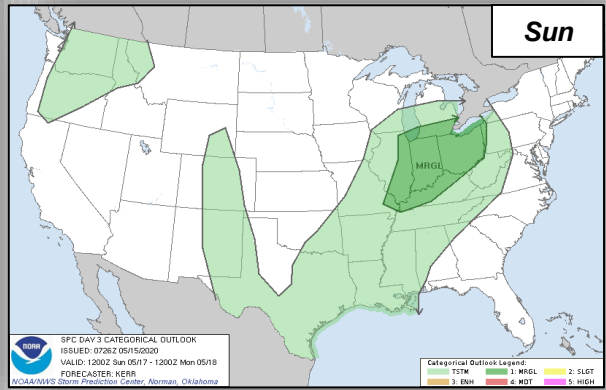
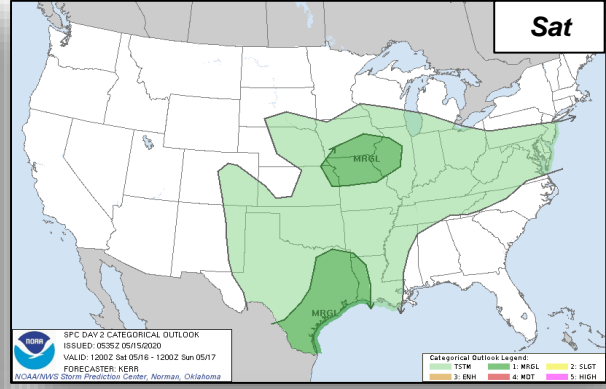
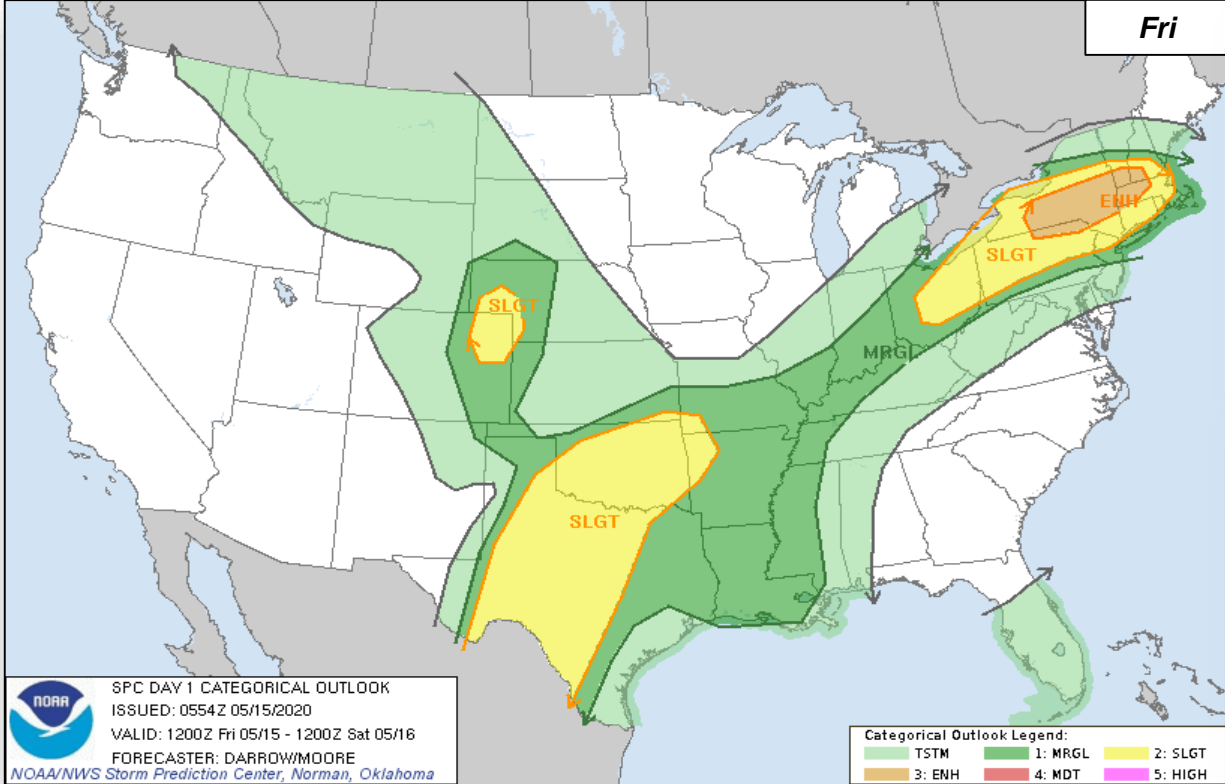
Current Disturbances & 5 Day Cyclone Formation: ✕ < 40% | ✖ 40-60% | ✗ > 60%
Tropical / Sub-Tropical Cyclone: ○ Depression | ● Storm | ● Hurricane | ● Post-Tropical Cyclone / Remnants

Potential track area: Day 1-3 (white) | Day 4-5 (hatched)
Watches: Hurricane (pink) | Trop Stm (yellow)
Warnings: Hurricane (red) | Trop Stm (blue) | Hurricane (brown) | Trop Stm (orange)
Current wind extent: Hurricane (brown) | Trop Stm (orange)

National Weather Forecast



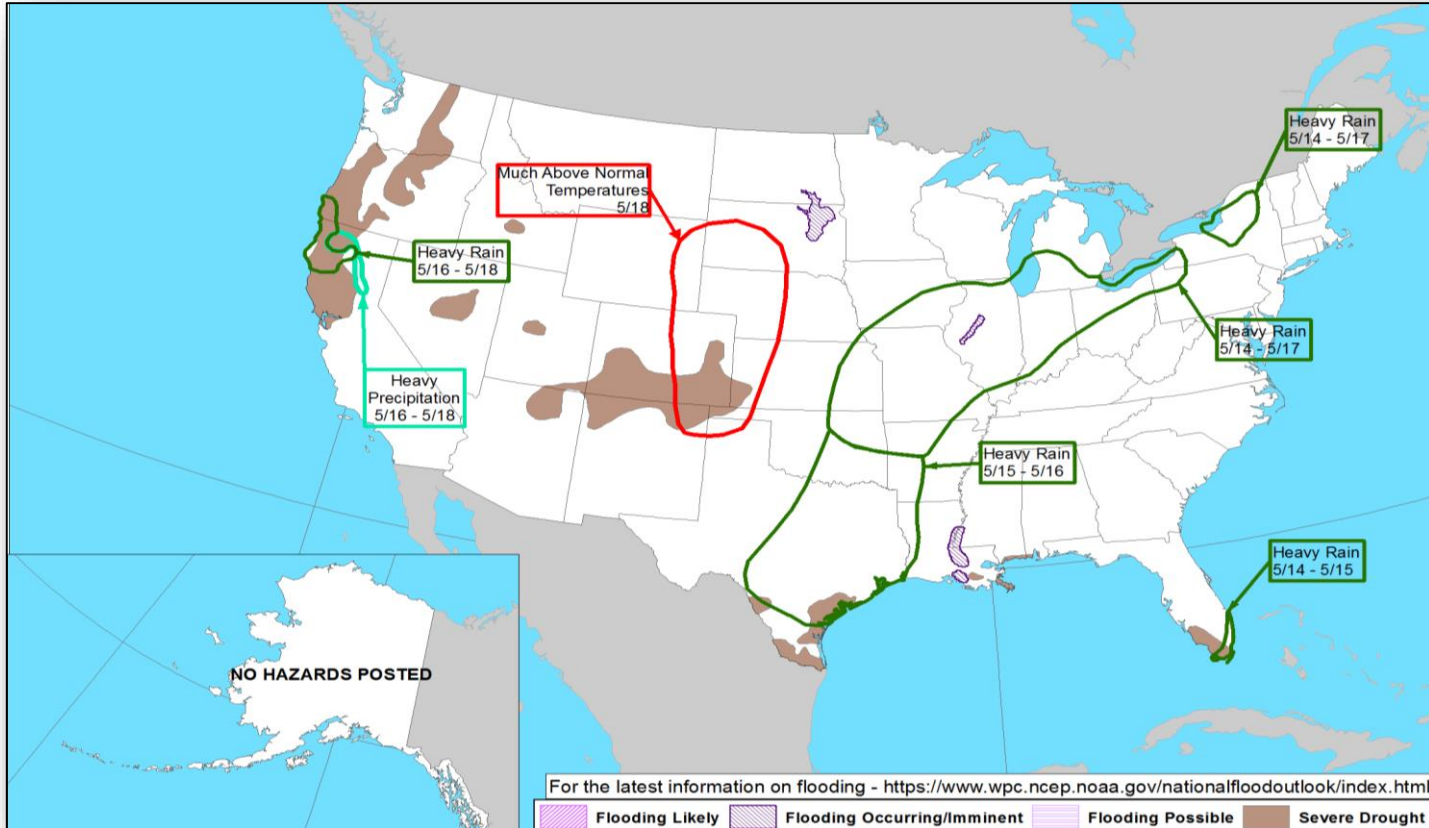
Severe Weather Outlook



Hazards Outlook – May 17-21



FEMA



Joint Preliminary Damage Assessments



FEMA

Region	State / Location	Event	IA/PA	Number of Counties		Start – End
				Requested	Completed	
IV	AL	Severe Storms, Strong Winds, Tornadoes, and Hail April 19, 2020	IA	0	0	N/A
			PA	10	0	5/15 – TBD
	AL	Severe Storm April 12, 2020	IA	0	0	N/A
			PA	7	0	5/14 – TBD
	MS	Severe Storms, Flooding, Tornadoes, Straight-line Winds and Flooding April 22-23, 2020	IA	0	0	N/A
			PA	9	3 (+3)	5/14 – TBD
TN	Severe Storms May 3-4, 2020	IA	0	0	N/A	
		PA	19	0	5/14 – TBD	
VI	AR	Severe Storms April 4, 2020	IA	8	0	5/1 – TBD
			PA	11	0	5/1 – TBD
	TX	Tornado April 22, 2020	IA	5	0	4/30 – TBD
			PA	0	0	N/A

Wildfire Summary



FEMA

Fire Name (County, ST)	FMAG #	Acres Burned	Percent Contained	Evacuations (Residents)	Structures			Fatalities Injuries
					Threatened	Damaged	Destroyed	
36 th Ave SE Fire (Collier County, FL)	5309-FM-FL	4,000	5%	M/V: : 2,000	H: 1,560 O: 0	H: 4 O: 0	H: 6 O: 0	F: 0 I: 0

Evacuations: M = Mandatory / V = Voluntary
Structures: H = Homes / O = Other



Declaration Requests in Process – 3



State / Tribe / Territory – Incident Description	Type	IA	PA	HM	Requested
AL – Severe Storms and Flooding	DR		X	X	Apr 25
HI – Severe Storms and Flooding	DR		X	X	Apr 27
TX – Severe Storms, Straight-line Winds, and Tornadoes (Appeal)	DR		X	X	Apr 27

FEMA Common Operating Picture



FEMA

FEMA HQ	
NWC	NRCC
Monitoring	Level I

FEMA REGIONS		
WATCH	RRCC	
Monitoring	I	Level I
Monitoring	II	Level II
Monitoring	III	Level II
Monitoring	IV	Level II
Monitoring	V	Level II
Monitoring	VI	Level II
Alt Location	VII	Level II
Monitoring	VIII	Level II
Monitoring	IX	Level I
Monitoring	X	Level II

Notes:

COVID-19 NRCC w/ESFs (Days)	GA: Flooding MS: Flooding PR: Earthquake TN: Tornadoes
All RRCCs (Days)	All EOCs activated for COVID-19

Major Disasters (DR): 103
Emergency Disasters (EM): 97
★ JFOs: 9 / VJFOs: 12
● Staging Area
■ Distribution Center (DC)
■ Declared County (non-COVID-19 Declarations)
■ Fully Activated
■ Partially Activated
■ Monitoring

As of 3:00 a.m. ET May 15, 2020
Created by FEMA NWC

Region VIII COVID DRs
4398-DR-CO
4508-DR-MT
4509-DR-ND
4523-DR-UT
4527-DR-SD
4535-DR-WY
FCO: Lee K. dePalo
JFO: TBD

RVIII IMAT (Denver, CO)
4519-DR-OR
FCO: Dolph A. Diemont
JFO: Salem, OR

Region X COVID DRs
4481-DR-WA
JFO: Bothell, WA
4499-DR-OR
4533-DR-AK
4534-DR-ID
FCO: Michael F. O'Hare
JFO: TBD

RX IMAT (Bothell, WA)

Region IX COVID DRs
4482-DR-CA
4495-DR-GU
4510-DR-HI
4511-DR-CNMI
4523-DR-NV
4524-DR-AZ
4537-DR-AS
FCO: Robert J. Fenton
JFO: Oakland, CA

RIX IMAT-2 (Oakland, CA)
MERS (Mather, CA);
Barrigada, GU)

4420-DR-NE
FCO: Thomas J. Dargan
JFO: Lincoln, NE

Region VI COVID DRs
4484-DR-LA
4485-DR-TX
4518-DR-AR
4529-DR-NM
4530-DR-OK
FCO: George A. Robinson
JFO: TBD

4539-DR-WA
FCO: Timothy B. Manner
JFO: Camp Murray, WA

4475-DR-ND
FCO: Dana C. Reynolds
JFO: Denver, CO

4440/4463/4467/
4469-DR-SD
FCO: Jon K. Huss
JFO: Sioux Falls, SD

Region VII COVID DRs
4483-DR-IA
4490-DR-MO
4504-DR-KS
4521-DR-NE
FCO: Paul Taylor
JFO: TBD

RVII IMAT (Kansas City, MO)

4414/4442-DR-MN
4459/4477-DR-WI
FCO: John F. Boyle
4424/4447-DR-OH
4461-DR-IL
FCO: Steven W. Johnson
JFO: Springfield, IL

Region V COVID DRs
4489-DR-IL
4494-DR-MI
4507-DR-OH
4515-DR-IN
4520-DR-WI
4531-DR-MN
FCO: James K. Joseph
JFO: TBD

RV IMAT (Chicago, IL)

4372/4379-DR-MA
4410-DR-CT
4445/4474-DR-VT
4505-DR-NH
FCO: James McPherson
JFO: Williston, VT

Region I COVID DRs
4496-DR-MA
4500-DR-CT
4506-DR-NI
4516-DR-NH
4522-DR-ME
4532-DR-VT
FCO: W. Russell Webster
JFO: TBD

RI IMAT (Boston, MA)

4472-DR-NY
FCO: Seamus K. Leary
JFO: Albany, NY

4428/4540-DR-NY
FCO: Kevin A. Wallace
JFO: Frankfort, KY

Region II COVID DRs
4480-DR-NY
FCO: Thomas Von Essen
JFO: Albany, NY
4488-DR-NJ
FCO: Thomas Von Essen
JFO: West Trenton, NJ
4493-DR-PR
FCO: Thomas Von Essen
VJFO: Guaynabo, PR
4513-DR-USVI
FCO: Thomas Von Essen
JFO: Christiansted, VI

RII IMAT (Albany, NY)
MERS (San Juan, PR)

Region III COVID DRs
4491-DR-MD
4502-DR-DC
4506-DR-PA
4512-DR-VA
4517-DR-WV
4526-DR-DE
FCO: MaryAnn Terney
JFO: TBD

RII IMAT (Phila., PA)

4393/4412/4465/
4545-DR-NC
FCO: Elizabeth Turner
JFO: Durham, NC

4400-DR-GA
4427/4471/4476/
4541-DR-TN
FCO: Myra M. Shird
JFO: Nashville, TN

4464/4479/4542-DR-SC
FCO: Allan Jarvis
VJFO: Atlanta, GA

Region IV COVID DRs
4486-DR-FL
4487-DR-NC
4492-DR-SC
4497-DR-KY
4501-DR-GA
4503-DR-AL
4514-DR-TN
4528-DR-MS
4545-DR-STOF
FCO: Gracie B. Szecech
JFO: TBD

4544-DR-AR
FCO: Roland Jackson
JFO: TBD

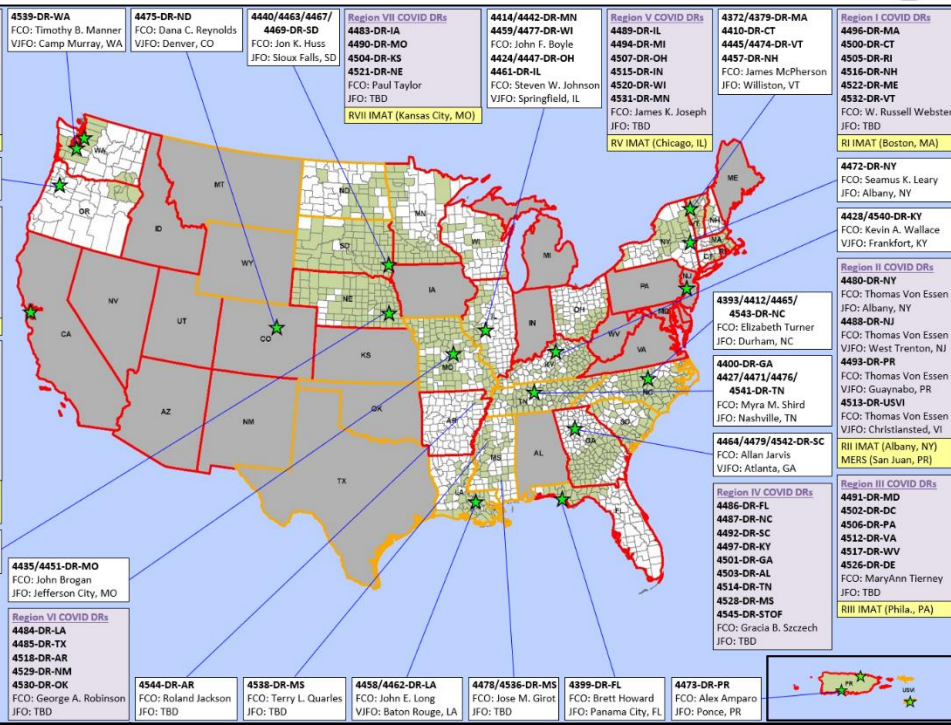
4538-DR-MS
FCO: Terry L. Quarles
JFO: TBD

4458/4462-DR-LA
FCO: John E. Long
VJFO: Baton Rouge, LA

4478/4536-DR-MS
FCO: Jose M. Girof
JFO: TBD

4399-DR-FL
FCO: Brett Howard
JFO: Panama City, FL

4473-DR-PR
FCO: Alex Amparo
JFO: Ponce, PR



N-IMATs	
2 Teams	
Red	
Blue	
Gold	IMAT-A Support

R-IMATs	
4 - 6 Teams	
I	RRCC
II	NY
III	RRCC
IV-1	Virtual MS
IV-2	Virtual SC
V	RRCC
VI-1	Virtual AR
VI-2	
VII	RRCC
VIII	RRCC
IX-1	
IX-2	RRCC
X	RRCC

FMC	PMC
NMC	Deployed

Team:	US&R	MERS	FCOs	FDRCs	IM WORKFORCE
Status	33 - 65%	>66%	≤1 Type I	≤1	
Assigned:	28	36	47	11	13,482 ▲
Unavailable:	10	0	0	0	2,486 ▼
Deployed:	0	1	44	10	5,956 ▼
Available:	18	35	3	1	5,040 / 37%▲

IM CADRE AVAILABILITY SUMMARY	
Cadres with 25% or Less Availability	
EHP 21% (131/628); ER 22% (17/76); FL 14% (23/161); FM 23% (60/259); OPS 20% (57/291); PA 22% (679/3,099); PLAN 21% (86/419); SAF 19% (10/54)	



FEMA

FEMA's mission is helping people before, during, and after disasters.

Click [here](#) to subscribe to this briefing.