

FEMA National Watch Center

# Daily Operations Briefing

Tuesday, May 13, 2025

8:30 a.m. ET



**FEMA**

# National Current Ops / Monitoring

---

## New Significant Incidents / Ongoing Ops

- No new significant incidents / operations

## Hazard Monitoring

- Heavy Rain / Flash Flooding– Southeast and Mid-Atlantic
- Critical Fire Weather – Southwest, Northern Plains, Upper Mississippi Valley

---

## Disaster Declaration Activity

- No new declaration activity

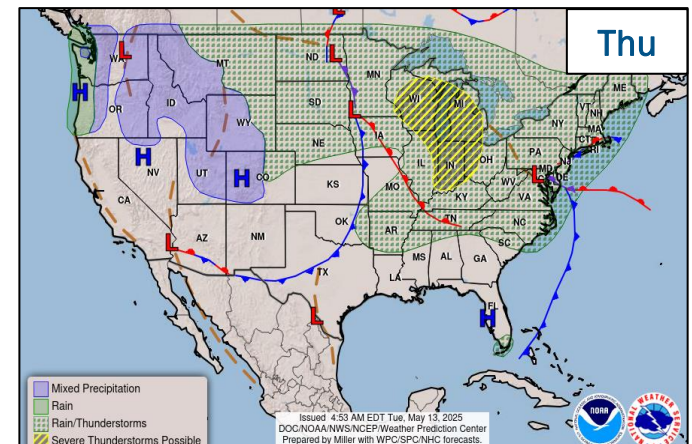
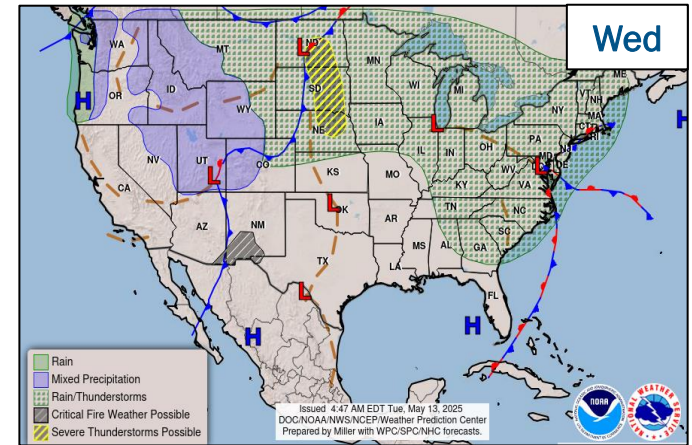
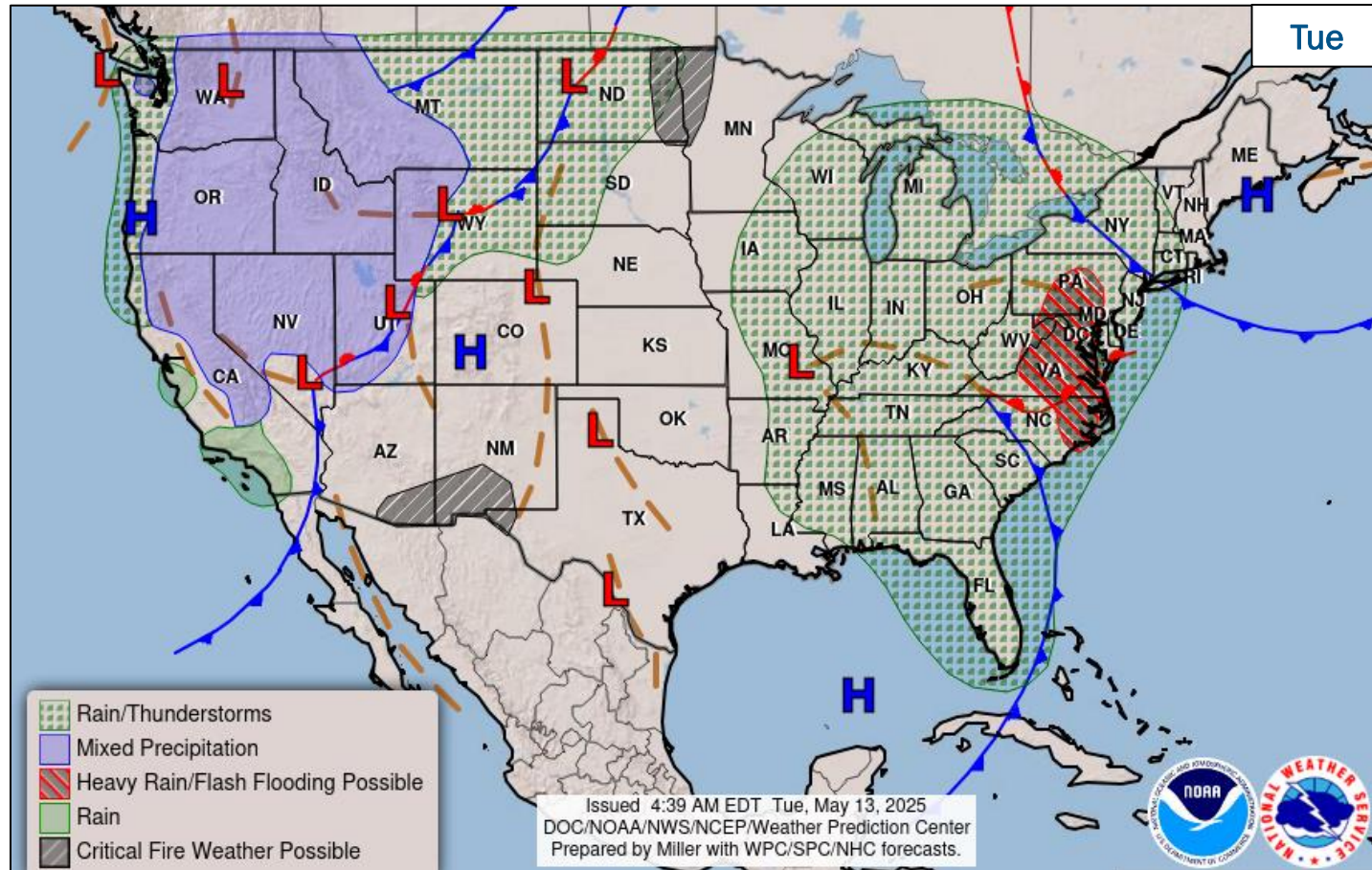
## Event Monitoring

- No new significant events



**FEMA**

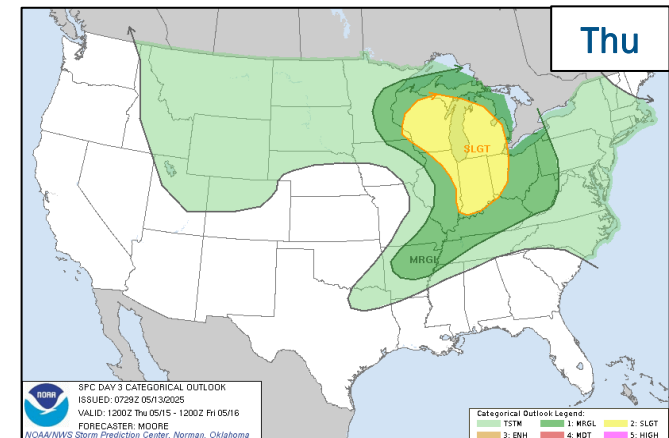
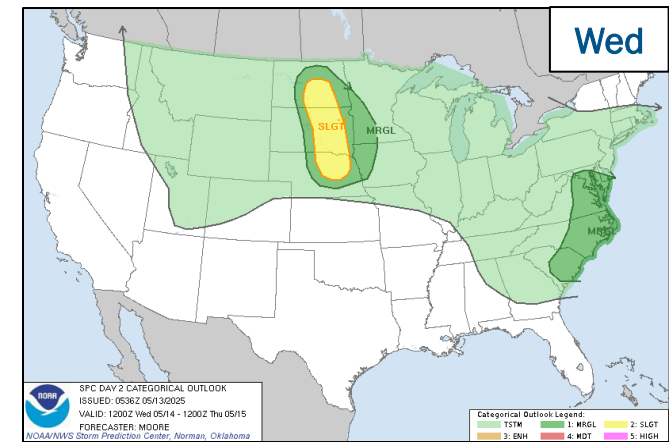
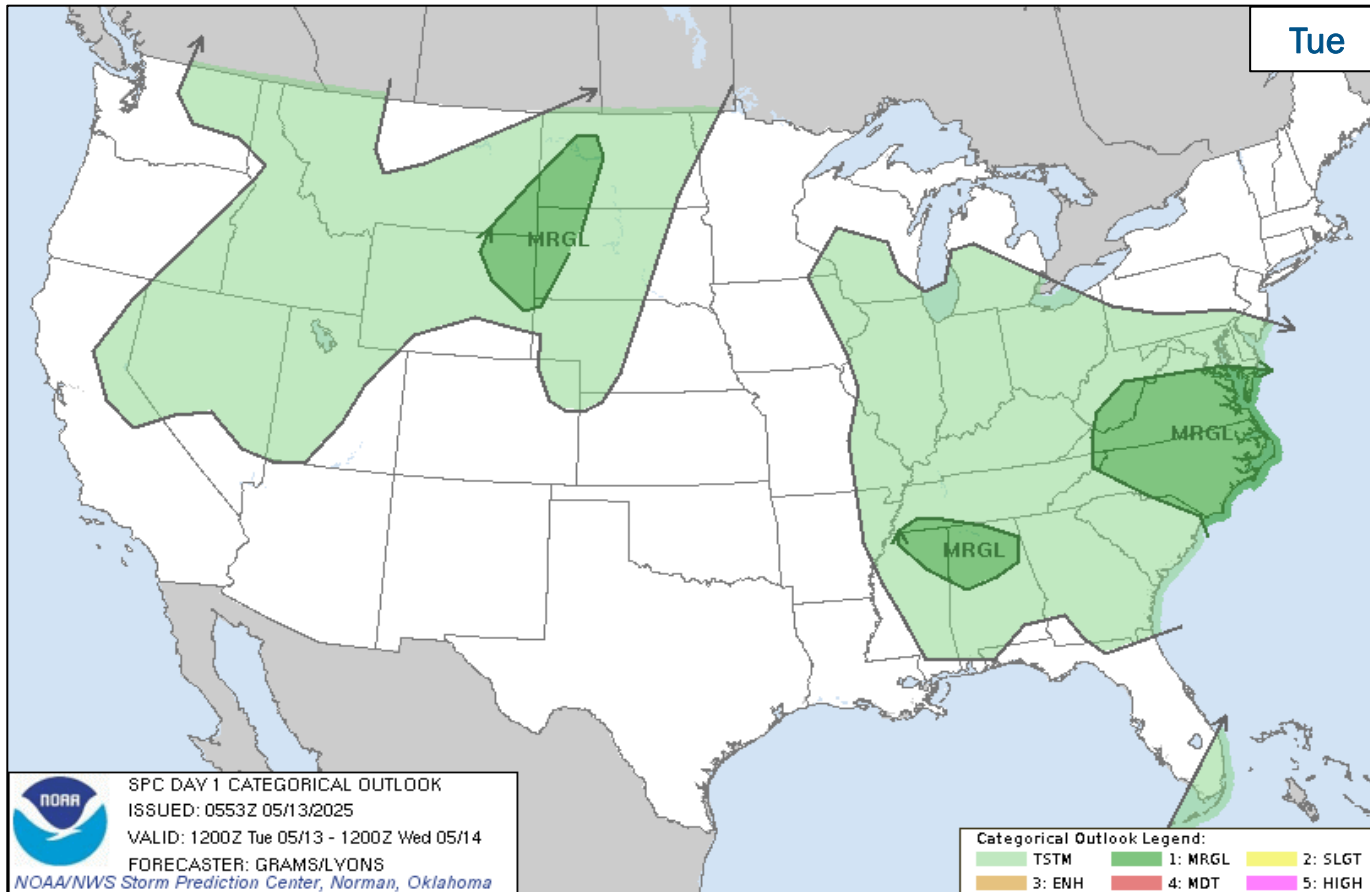
# National Weather Forecast



**FEMA**

National Watch Center

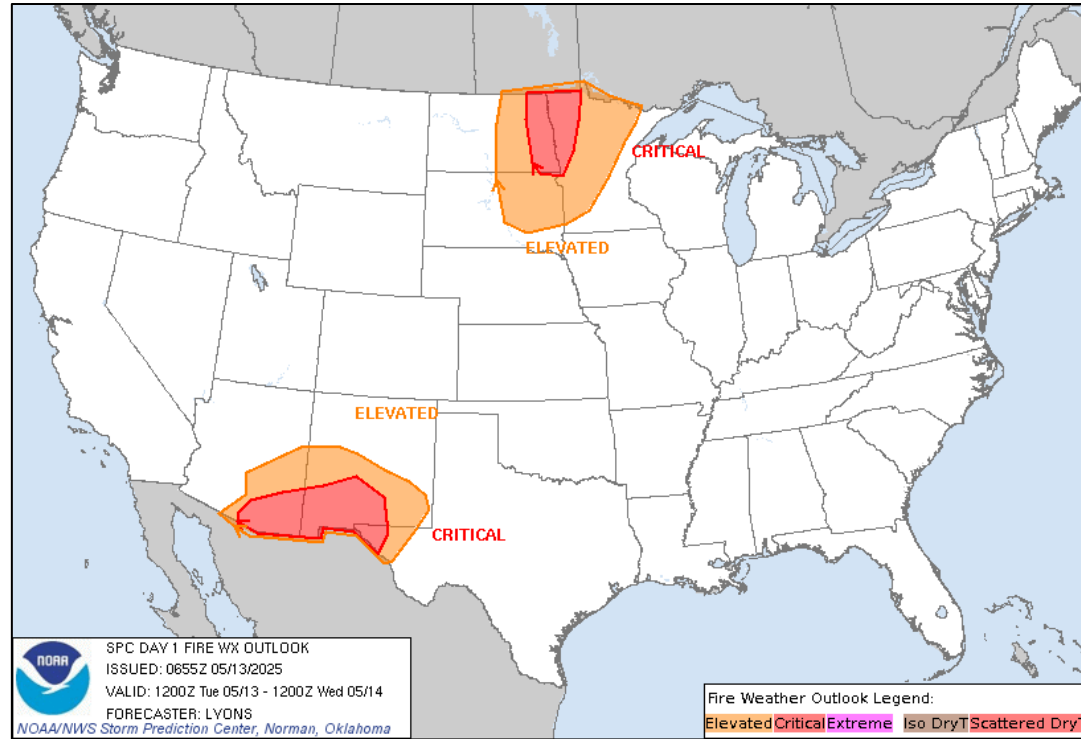
# Severe Weather Outlook



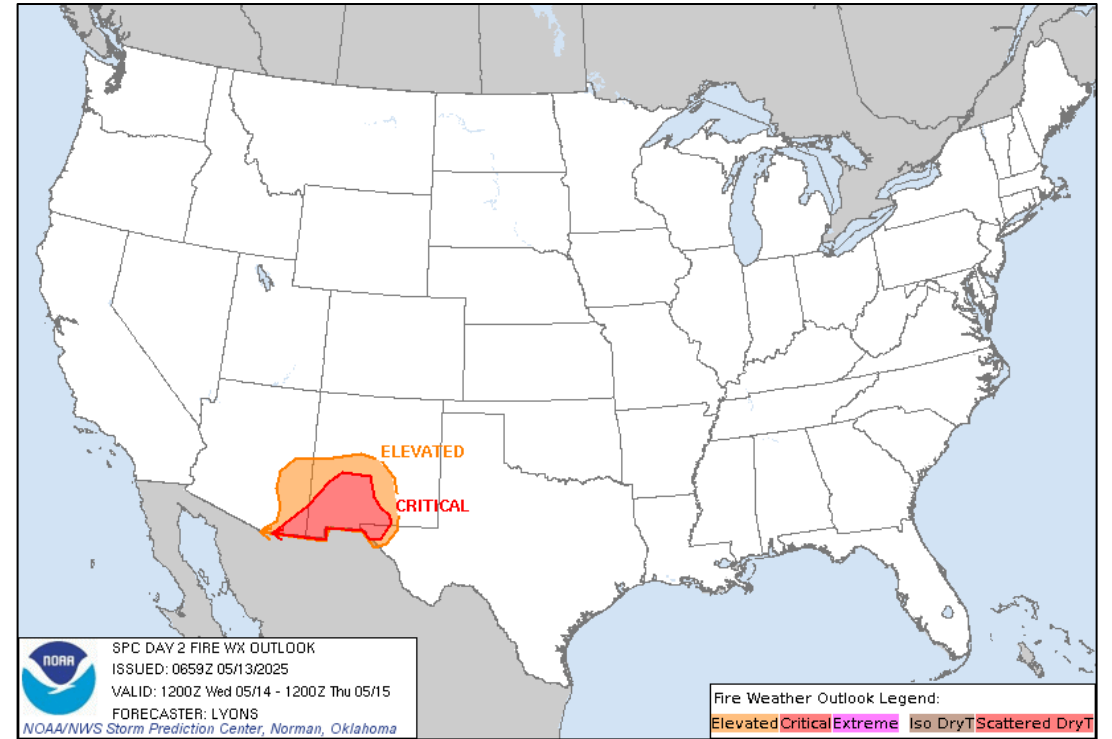
FEMA

National Watch Center

# Fire Weather Outlook



Today



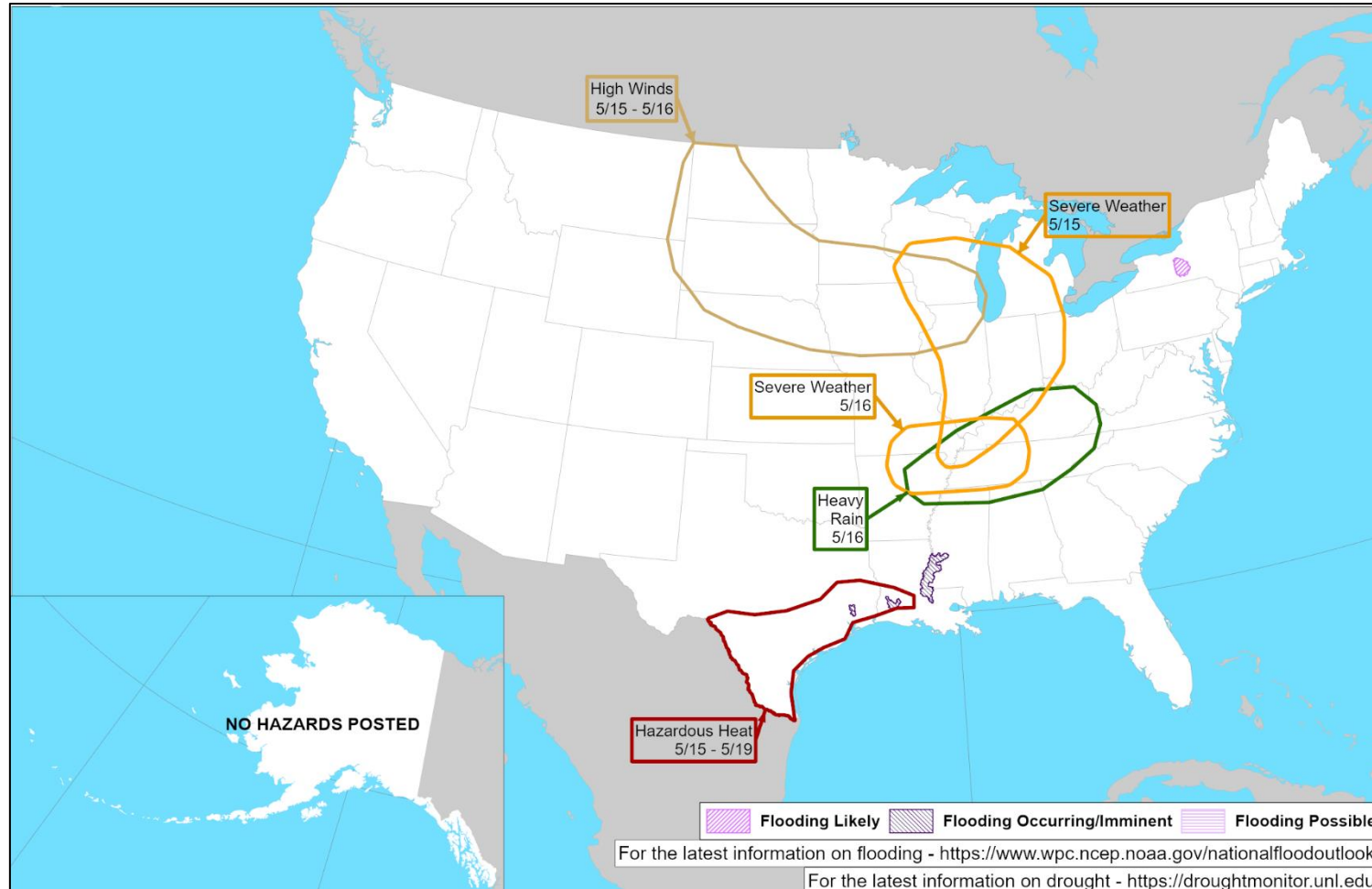
Tomorrow



FEMA

National Watch Center

# Hazards Outlook – May 15-19



FEMA

# FEMA Common Operating Picture

**25** Joint Field Offices    **Supporting**    **75 + 11** Major Disasters    **Emergency** Declarations    **10** Direct Housing Missions    **20** RSF-Supported Disasters    **6** Joint Recovery Offices

Tuesday  
May 13, 2025  
8:30 a.m. ET

FEMA HQ	
NWC	NRCC
Monitoring	Steady State
FEMA REGIONS	
Watch	RRCC
Monitoring I	Rostered
Monitoring II	Rostered
Monitoring III	Rostered
Monitoring IV	Rostered
Monitoring V	Rostered
Monitoring VI	Rostered
Monitoring VII	Rostered
Monitoring VIII	Rostered
Monitoring IX	Rostered
Monitoring X	Rostered

N-IMATs	
2-5 Teams Available	
Red	
White	
Blue	
Gold	
HS	Reconstituting

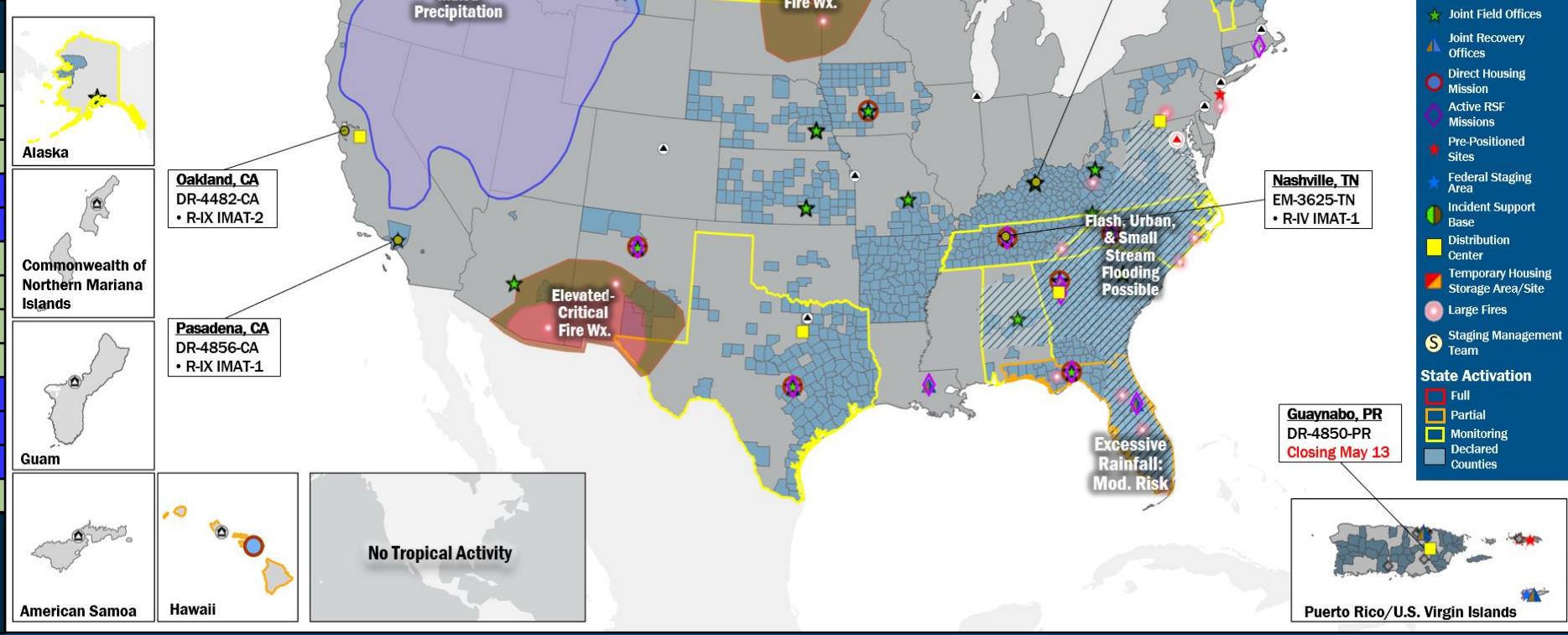
R-IMATs	
≥ 7 Teams Available	
I	3
II	
III	
IV-1	TN (Apr 4)
IV-2	KY (Feb 16)
V	1
VI-1	2
VI-2	
VII	
VIII	KY (Apr 6)
IX-1	CA (Jan 8)
IX-2	CA (Mar 6)
X	

**Notes:**  
NRCC/RWCs/RRCCs:  
• NSTR  
State EOCs:  
• HI/TX: Wildfires  
• AL/FL/NC/TN: Severe Weather  
• FL/NC: Previous Incidents  
• AK: Ice Jams  
• ND: Fire Weather  
• VT: Flooding

Volunteer Force	
Rostered 7,985	Deployed 4
Surge Capacity Force	
Rostered 8,557	Deployed 0

Fully Mission Capable (FMC)  
Partially Mission Capable (PMC)  
Not Mission Capable (NMC)  
Deployed

REGIONAL BREAKDOWN				
	JFO	DR	EM	JRO
I	3	7	0	0
II	1	1	0	2
III	2	8	1	0
IV	7	26	9	1
V	0	0	0	0
VI	2	6	1	3
VII	4	14	0	0
VIII	1	1	0	0
IX	2	5	0	0
X	3	7	0	0



**Legend:**

- FMAG
- FEMA HQ
- Regional Offices
- Joint Field Offices
- Joint Recovery Offices
- Direct Housing Mission
- Active RSF Missions
- Pre-Positioned Sites
- Federal Staging Area
- Incident Support Base
- Distribution Center
- Temporary Housing Storage Area/Site
- Large Fires
- Staging Management Team

**State Activation:**

- Full
- Partial
- Monitoring
- Declared
- Counties

## IM Workforce

13,512 Assigned  
5,581 Unavailable  
5,857 Deployed  
  
15% / 2,074 Available

## IM Cadre Availability

17 Cadres ≤ 25% Availability  
Civil Rights: 12% (18/156); Disaster Field Training Operations: 20% (17/84); External Affairs: 6% (23/381); Environmental Planning and Historic Preservation: 7% (62/848); Field Leadership: 8% (11/141); Financial Management: 13% (32/230); Hazard Mitigation: 8% (93/1,194); Human Resources: 16% (27/172); Individual Assistance: 17% (428/2,524); Interagency Recovery Coordination: 18% (52/294); Information Technology: 12% (82/702); Logistics: 14% (230/1,610); Operations: 8% (30/358); Public Assistance: 10% (214/2,220); Planning: 8% (34/443); Safety: 11% (10/95); Security: 13% (17/130)

## MERS

≥ 66%  
36 Assigned  
3 Unavailable  
0 Deployed  
  
33 Available

## US&R

≥ 66%  
28 Assigned  
4 Unavailable  
0 Deployed  
  
24 Available

## FCO

3 Type I  
49 Assigned  
5 Unavailable  
39 (23 FCOR) Deployed  
  
5 Available

# Joint Preliminary Damage Assessments

Region	State / Location	Incident	IA	Number of Counties		Start - End
			PA	Requested	Complete	
V	IN	Severe Storms Mar 30 - Apr 9	IA	6	0	5/13 - TBD
			PA	28	0	5/13 - TBD
VII	MO	Severe Storms and Tornadoes Apr 28-29	IA	0	0	N/A
			PA	6	0	5/13 - TBD



**FEMA**

# Declaration Requests in Process – 15

State / Tribe / Territory – Incident Description	Type	IA	PA	HM	Requested
KY – Severe Winter Storms and Snowstorms	DR		X	X	Jan 30
OK – Wildfires and Straight-line Winds	DR	X		X	Mar 21
HI – Flooding	DR		X	X	Mar 27
MS – Severe Storms, Straight-line Winds, Tornadoes, and Flooding	DR	X	X	X	Apr 1
MO – Severe Storms, Straight-line Winds, Tornadoes, and Wildfires	DR	X	X	X	Apr 2
MI – Severe Winter Storm	EM		X		Apr 11
NE – Severe Winter Storm and Straight-line Winds	DR		X	X	Apr 14
KS – Severe Winter Storm, Straight-line Winds, Flooding, and Wildfire	DR		X	X	Apr 14
IA – Severe Winter Storm	DR		X	X	Apr 15
TX – Severe Weather and Flooding	DR	X	X	X	Apr 17
TN – Severe Storms, Straight-line Winds, Tornadoes, and Flooding	DR	X	X	X	Apr 17
AR – Severe Storms and Tornadoes (Appeal)	DR	X	X	X	Apr 18
Muscogee (Creek) Nation – Severe Winter Storm	DR		X	X	Apr 21
MO – Severe Storms, Straight-line Winds, Tornadoes, and Flooding	DR	X	X	X	Apr 30
AR – Severe Storms, Tornadoes, and Flooding	DR	X	X	X	May 3



**FEMA**



# FEMA

Helping people before, during, and after disasters.



*Scan to subscribe to this briefing.*