

FEMA National Watch Center

# Daily Operations Briefing

Monday, May 12, 2025

8:30 a.m. ET



**FEMA**

# National Current Ops / Monitoring

---

## New Significant Incidents / Ongoing Ops

- No new significant incidents / operations

## Hazard Monitoring

- Heavy Rain/Flash Flooding– Southeast and Mid-Atlantic
- Critical Fire Weather – Northern and Central Plains

---

## Disaster Declaration Activity

- No new declaration activity

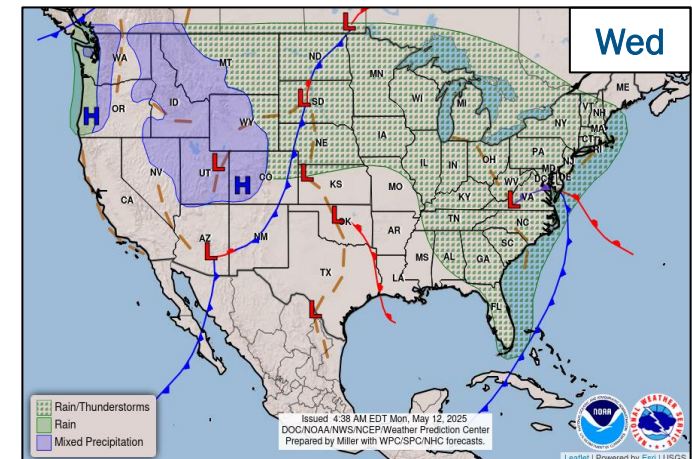
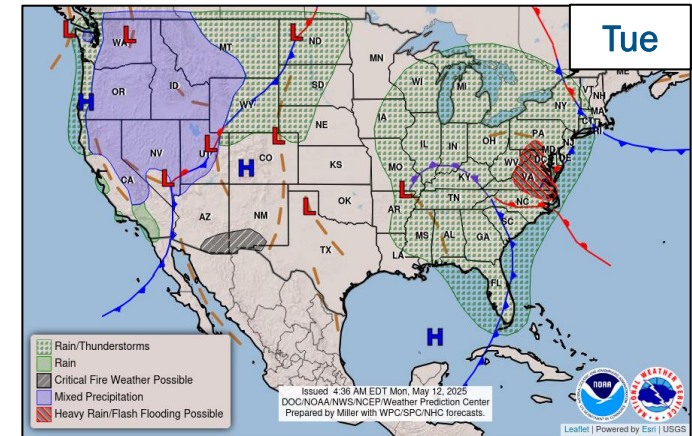
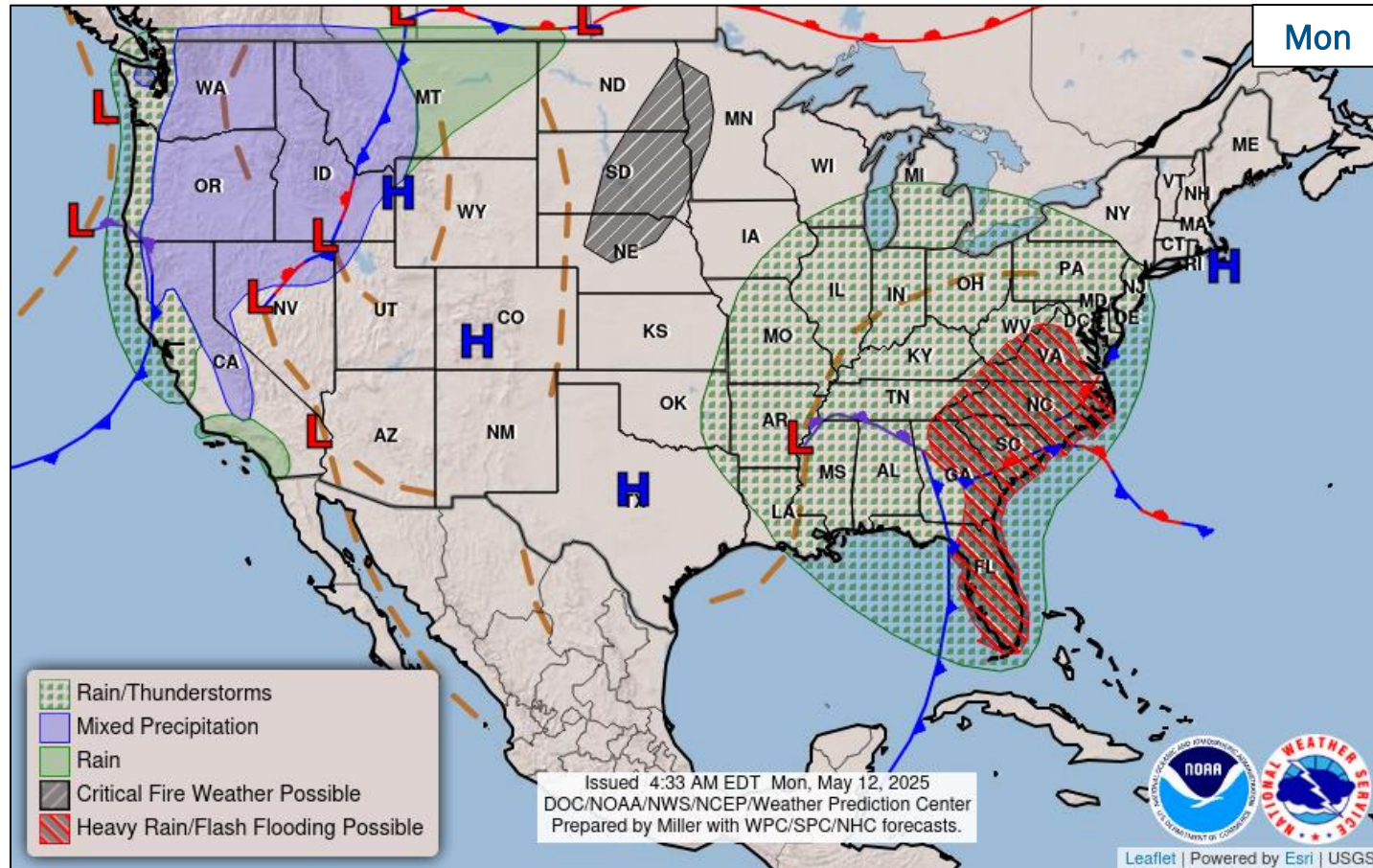
## Event Monitoring

- No new significant events



**FEMA**

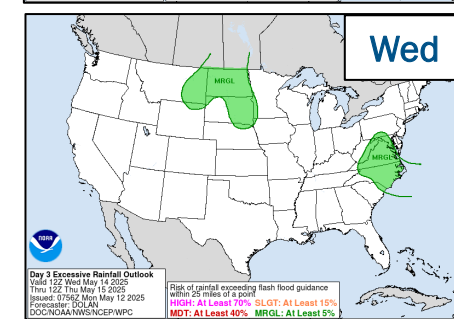
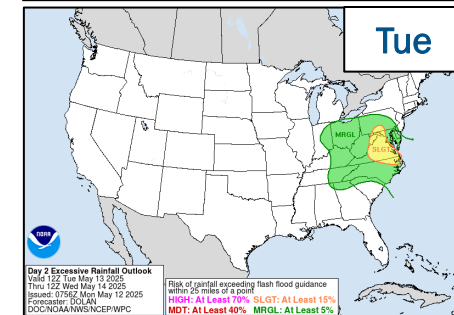
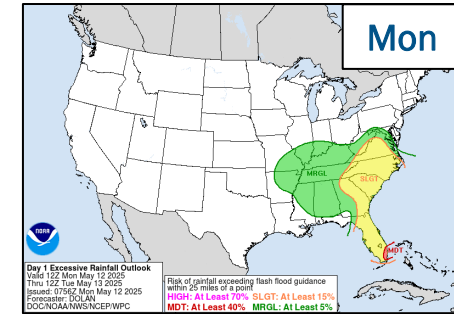
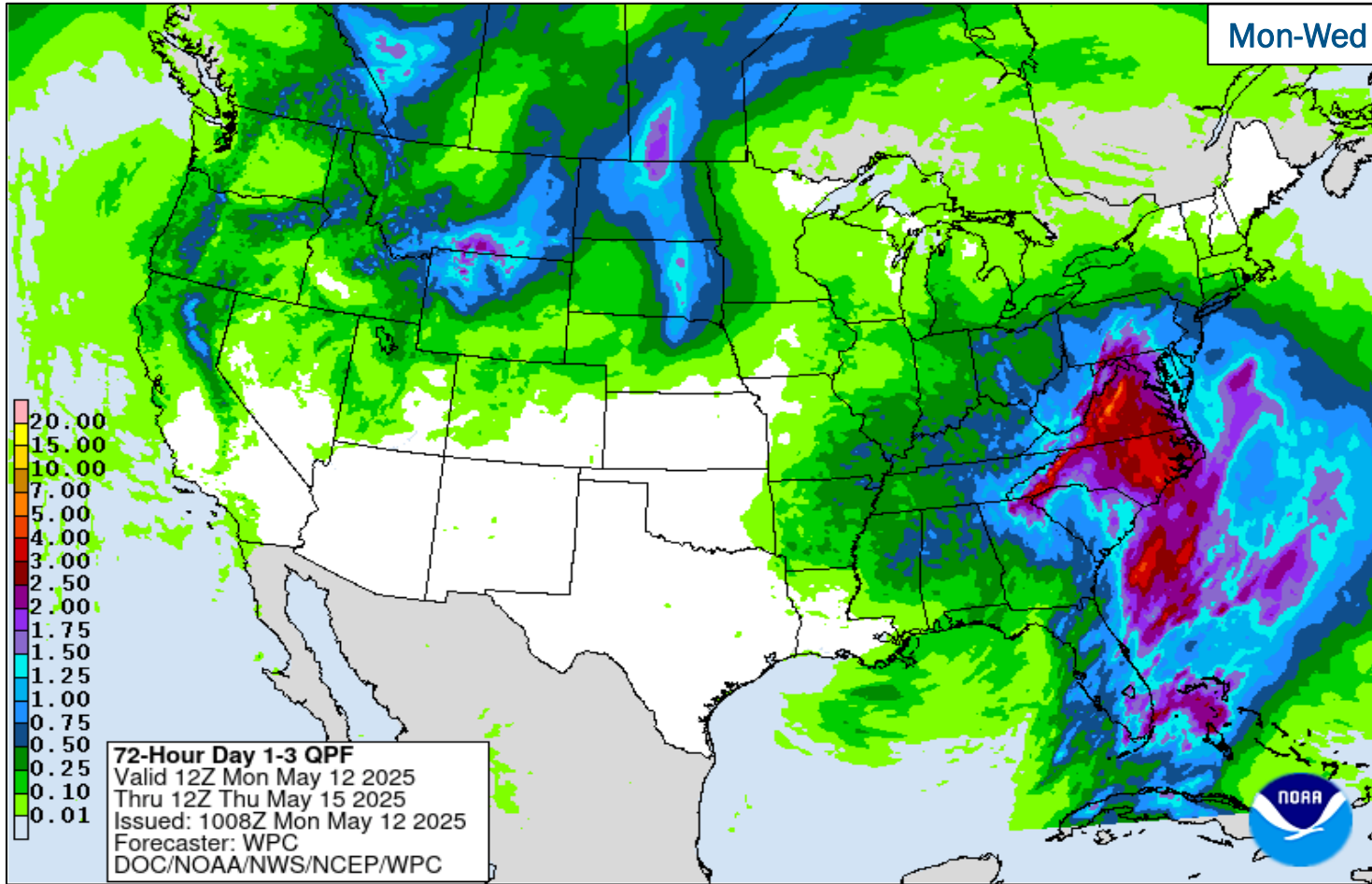
# National Weather Forecast



FEMA

National Watch Center

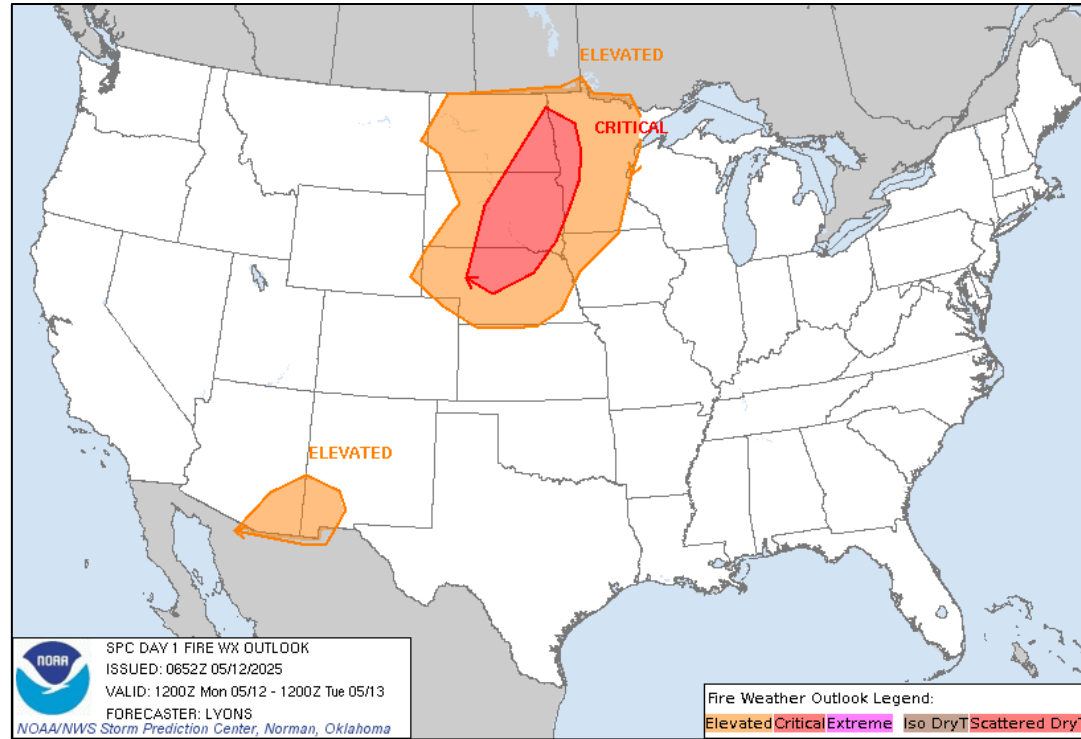
# Precipitation & Excessive Rainfall



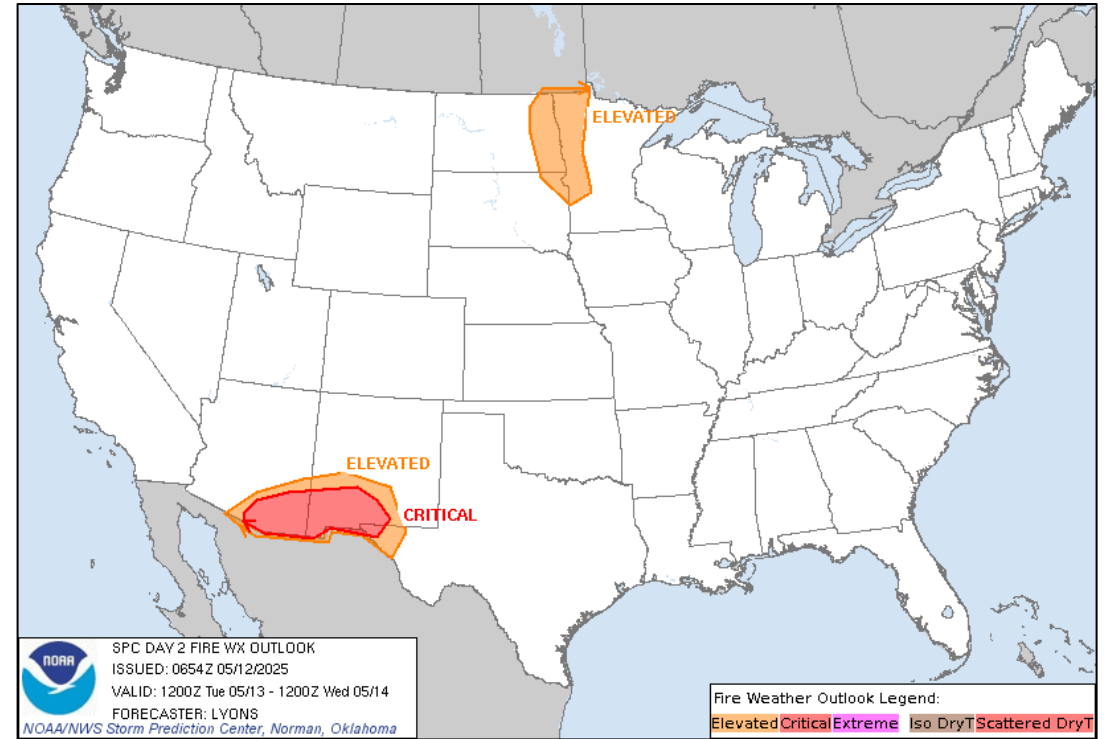
FEMA

National Watch Center

# Fire Weather Outlook



Today



Tomorrow




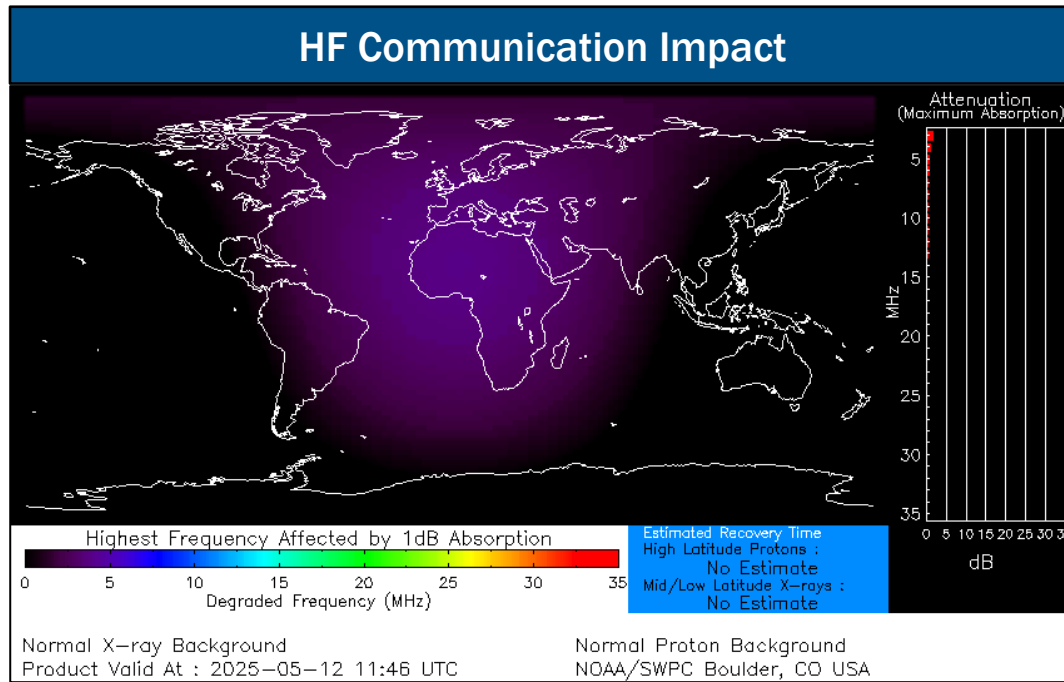
FEMA

National Watch Center

# Space Weather Outlook

Minor	Space Weather Activity	Geomagnetic Storms	Solar Radiation	Radio Blackouts
Past 24 Hours	Minor	G1	None	R1
Next 24 Hours	None	None	None	None

For further information on NOAA Space Weather Scales refer to: <http://www.swpc.noaa.gov/noaa-scales-explanation>  
 For further information on Sunspot Activity refer to: <https://www.swpc.noaa.gov/phenomena/sunspotssolar-cycle>



**FEMA**

# FEMA Common Operating Picture

**25** Joint Field Offices    **Supporting**    **75 + 11** Major Disasters    **Emergency** Declarations    **10** Direct Housing Missions    **20** RSF-Supported Disasters    **6** Joint Recovery Offices

**Monday**  
**May 12, 2025**  
**8:30 a.m. ET**

FEMA HQ	
NWC	NRCC
Monitoring	Steady State
FEMA REGIONS	
Watch	RRCC
Monitoring I	Rostered
Monitoring II	Rostered
Monitoring III	Rostered
Monitoring IV	Rostered
Monitoring V	Rostered
Monitoring VI	Rostered
Monitoring VII	Rostered
Monitoring VIII	Rostered
Monitoring IX	Rostered
Monitoring X	Rostered

N-IMATs	
2-5 Teams Available	
Red	
White	
Blue	
Gold	
HS	Reconstituting

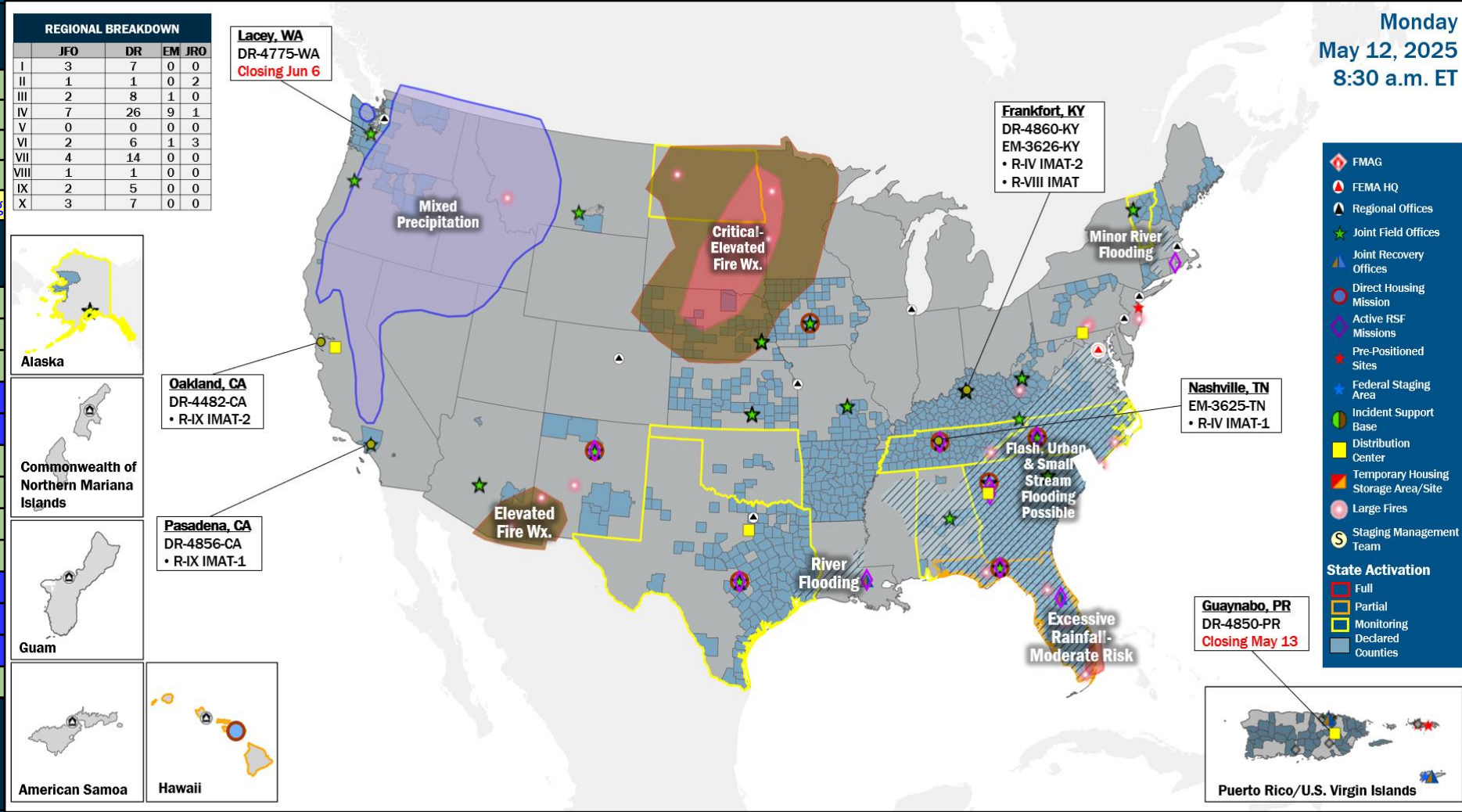
REGIONAL BREAKDOWN				
	JFO	DR	EM	JRO
I	3	7	0	0
II	1	1	0	2
III	2	8	1	0
IV	7	26	9	1
V	0	0	0	0
VI	2	6	1	3
VII	4	14	0	0
VIII	1	1	0	0
IX	2	5	0	0
X	3	7	0	0

R-IMATs	
≥ 7 Teams Available	
I	3
II	
III	
IV-1	TN (Apr 4)
IV-2	KY (Feb 16)
V	1
VI-1	2
VI-2	
VII	
VIII	KY (Apr 6)
IX-1	CA (Jan 8)
IX-2	CA (Mar 6)
X	

**Notes:**  
NRCC/RWCs/RRCCs:  
• NSTR  
State EOCs:  
• HI/TX: Wildfires  
• AL/FL/NC/OK/ TN: Severe Weather  
• FL/NC: Previous Incidents  
• AK: Ice Jams  
• ND: Fire Weather  
• VT: Flooding

Volunteer Force	
Rostered 7,985	Deployed 4
Surge Capacity Force	
Rostered 8,557 (+1)	Deployed 0

Fully Mission Capable (FMC)  
Partially Mission Capable (PMC)  
Not Mission Capable (NMC)  
Deployed



## IM Workforce

13,512 Assigned  
5,581 (+1) Unavailable  
5,857 (-24) Deployed  
15% / 2,074 (+52) Available

## IM Cadre Availability

17 (-1) Cadres ≤ 25% Availability  
 Civil Rights: 12% (18/156); Disaster Field Training Operations: 20% (17/84); External Affairs: 6% (23/381); Environmental Planning and Historic Preservation: 7% (62/848); Field Leadership: 8% (11/141); Financial Management: 13% (32/230); Hazard Mitigation: 8% (93/1,194); Human Resources: 16% (27/172); Individual Assistance: 17% (428/2,524); Interagency Recovery Coordination: 18% (52/294); Information Technology: 12% (82/702); Logistics: 14% (230/1,610); Operations: 8% (30/358); Public Assistance: 10% (214/2,220); Planning: 8% (34/443); Safety: 11% (10/95); Security: 13% (17/130)

## MERS

≥ 66%  
36 Assigned  
3 Unavailable  
0 Deployed  
33 Available

## US&R

≥ 66%  
28 Assigned  
4 Unavailable  
0 Deployed  
24 Available

## FCO

3 Type I  
49 Assigned  
4 Unavailable  
40 (23 FCOR) Deployed  
5 Available

# Joint Preliminary Damage Assessments

Region	State / Location	Incident	IA	Number of Counties		Start - End
			PA	Requested	Complete	
V	IN	Severe Storms Mar 30 - Apr 9	IA	6	0	5/13 - TBD
			PA	28	0	5/13 - TBD
VII	MO	Severe Storms and Tornadoes Apr 28-29	IA	0	0	N/A
			PA	6	0	5/13 - TBD



FEMA

# Declaration Requests in Process – 15

State / Tribe / Territory – Incident Description	Type	IA	PA	HM	Requested
KY – Severe Winter Storms and Snowstorms	DR		X	X	Jan 30
OK – Wildfires and Straight-line Winds	DR	X		X	Mar 21
HI – Flooding	DR		X	X	Mar 27
MS – Severe Storms, Straight-line Winds, Tornadoes, and Flooding	DR	X	X	X	Apr 1
MO – Severe Storms, Straight-line Winds, Tornadoes, and Wildfires	DR	X	X	X	Apr 2
MI – Severe Winter Storm	EM		X		Apr 11
NE – Severe Winter Storm and Straight-line Winds	DR		X	X	Apr 14
KS – Severe Winter Storm, Straight-line Winds, Flooding, and Wildfire	DR		X	X	Apr 14
IA – Severe Winter Storm	DR		X	X	Apr 15
TX – Severe Weather and Flooding	DR	X	X	X	Apr 17
TN – Severe Storms, Straight-line Winds, Tornadoes, and Flooding	DR	X	X	X	Apr 17
AR – Severe Storms and Tornadoes (Appeal)	DR	X	X	X	Apr 18
Muscogee (Creek) Nation – Severe Winter Storm	DR		X	X	Apr 21
MO – Severe Storms, Straight-line Winds, Tornadoes, and Flooding	DR	X	X	X	Apr 30
AR – Severe Storms, Tornadoes, and Flooding	DR	X	X	X	May 3



**FEMA**



# FEMA

Helping people before, during, and after disasters.



*Scan to subscribe to this briefing.*