

The Disaster Center is dedicated to the idea that disaster mitigation is cost effective and individuals pursuing their own interest are the greatest potential force for disaster reduction.

Please consider making a small donation to the Disaster Center



When disaster mitigation is cost effective, we are on the road to bringing disasters to an end.



FEMA

Daily Operations Briefing

Tuesday, May 12, 2020

8:30 a.m. ET

National Current Operations & Monitoring



FEMA

Significant Incidents or Threats:

- COVID-19
- Critical fire weather – Southwest, Central Great Basin and Central/Southern Rockies

Declaration Activity:

- Amendment No. 7 to FEMA-4473-DR-PR
- Amendment No. 1 to FEMA-4522-DR-ME

COVID-19 Update



Situation: FEMA, HHS, and federal partners continue working with state, local, tribal, and territorial governments to execute a Whole-of-America response to the COVID-19 pandemic. Among the 17 states not presently experiencing a decrease in confirmed cases, 7 have no stay-at-home order in place, 1 has local or limited stay-at-home order, and 9 have statewide stay-at-home orders in place. Nationwide testing: 8,913,697 (+248,129) cumulative as of May 11

Operational Task Forces

Community Based Testing Sites:

- 172,547 (+666) samples collected at CBTS locations since Mar 20
- 182,017 (+8,174) tests administered by Private-Partnership Testing Sites since Apr 5

Data and Analysis:

- Developed methodology to identify emerging outbreak locations and areas with sustained community spread; explanation/supporting graphics delivered to White House TF on May 10

Lifelines Impacts:

Health and Medical Lifeline

Testing

- NY: all nursing home staff will be tested for COVID-19 twice a week; hospitals cannot discharge a patient to a nursing home unless patient tests negative
- TX: COVID-19 hotspots emerged in Amarillo and areas along LA border due to poultry/meat processing facilities; National Guard assisting with testing of 4K poultry plant employees

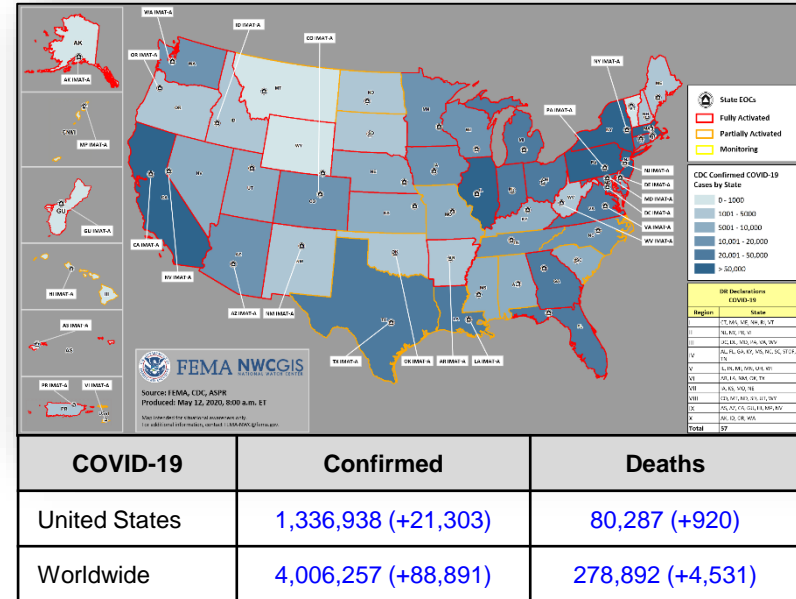
Other Domestic Lifelines

Food, Water, & Shelter:

- Over 5K reported COVID-19 cases at 115 meat processing facilities nationwide

Transportation

- U.S. Coast Guard is monitoring 84 cargo vessels with crewmembers that embarked at a coronavirus port of interest within 14 days of the vessels' scheduled arrival at a U.S. port; 24 will arrive in the next 24 hours

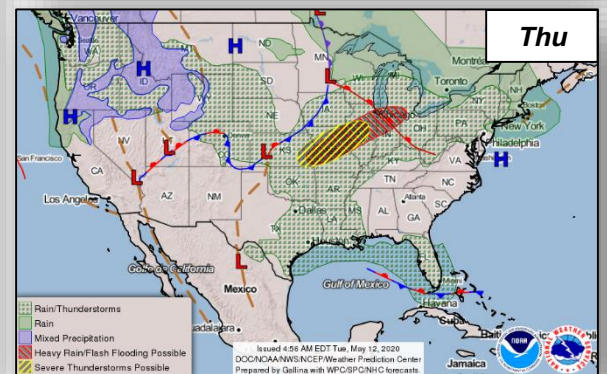
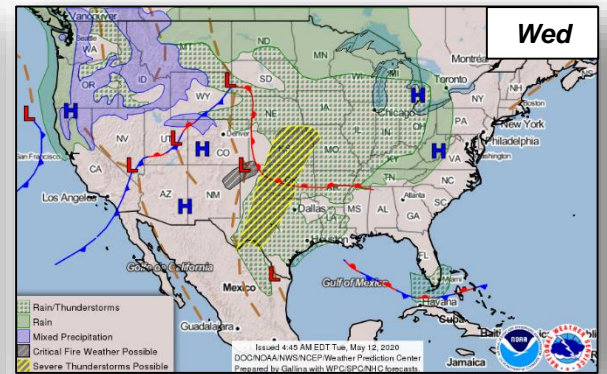
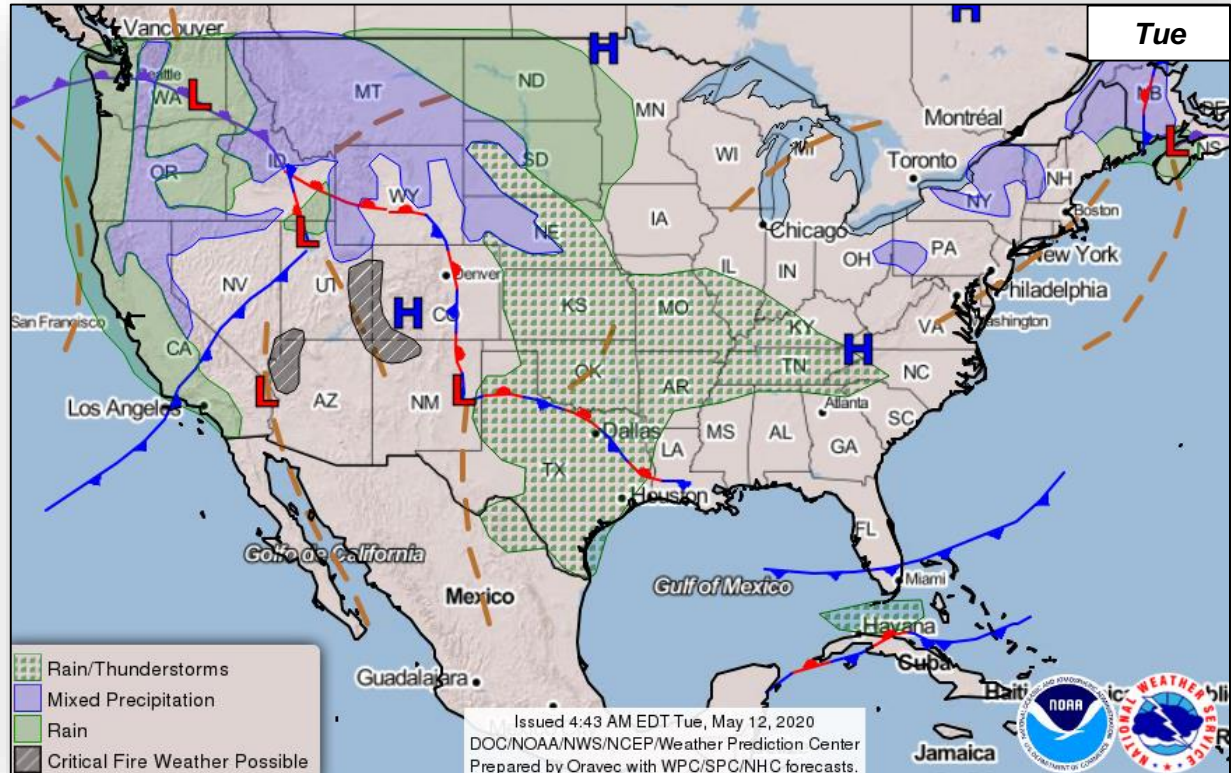


(FEMA SLB COVID-19, May 11)

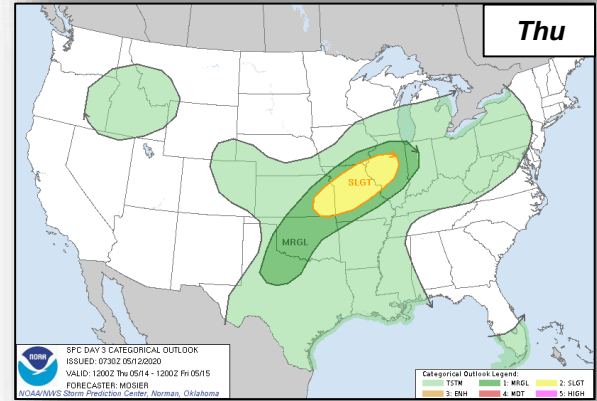
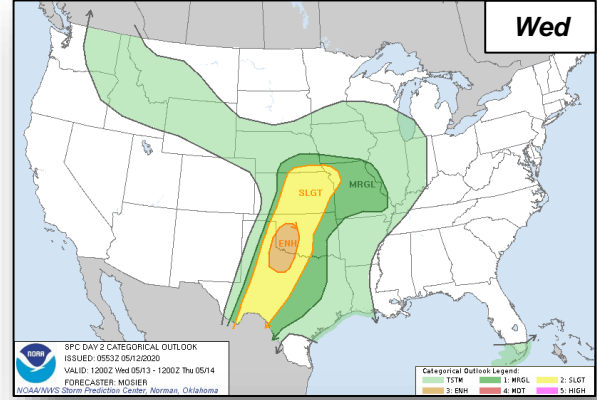
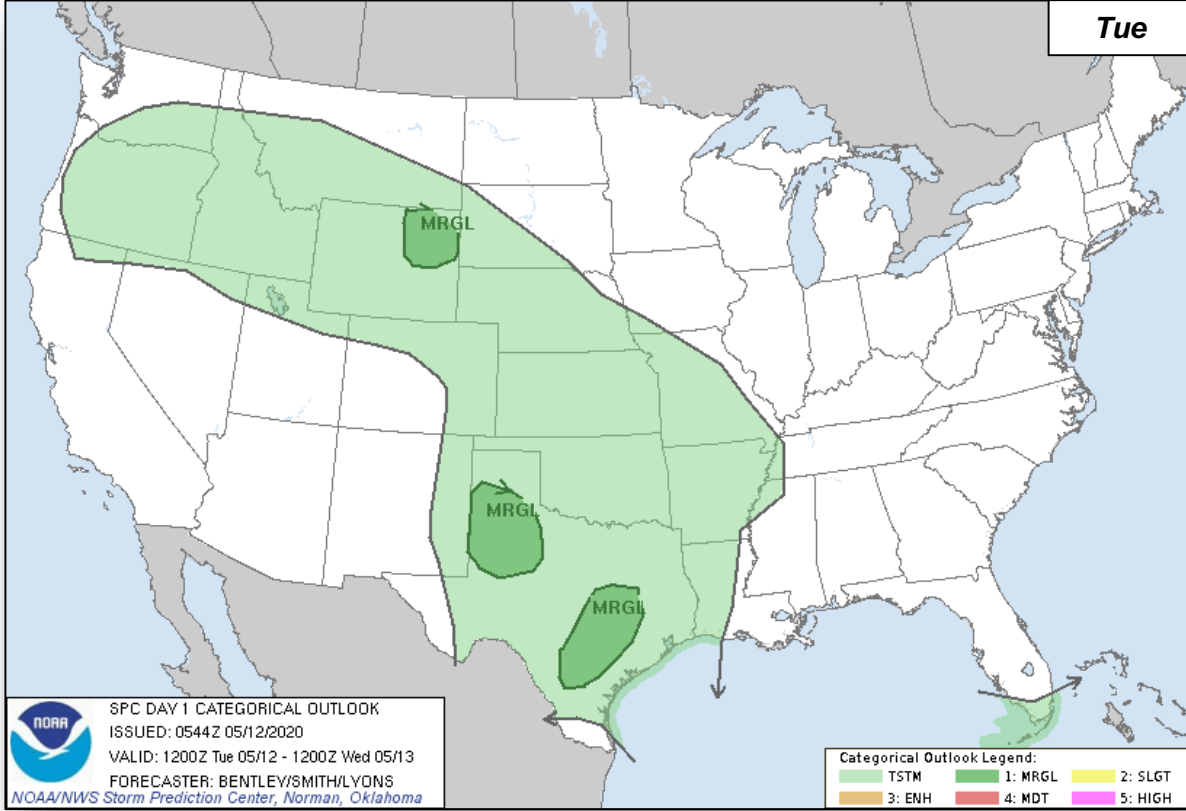
Response:

- FEMA NRCC activated to Level I; all FEMA RRCCs activated
- FEMA IMAT-A teams deployed to 27 states/territories; LNOs deployed to 37 states/territories
- 57 Major Disaster Declarations approved; All State / Territory EOCs activated
- 50,240 (-73) FEMA, DOD, HHS, VA, and CDC personnel deployed / activated; 3,138 (-23) FEMA employees deployed

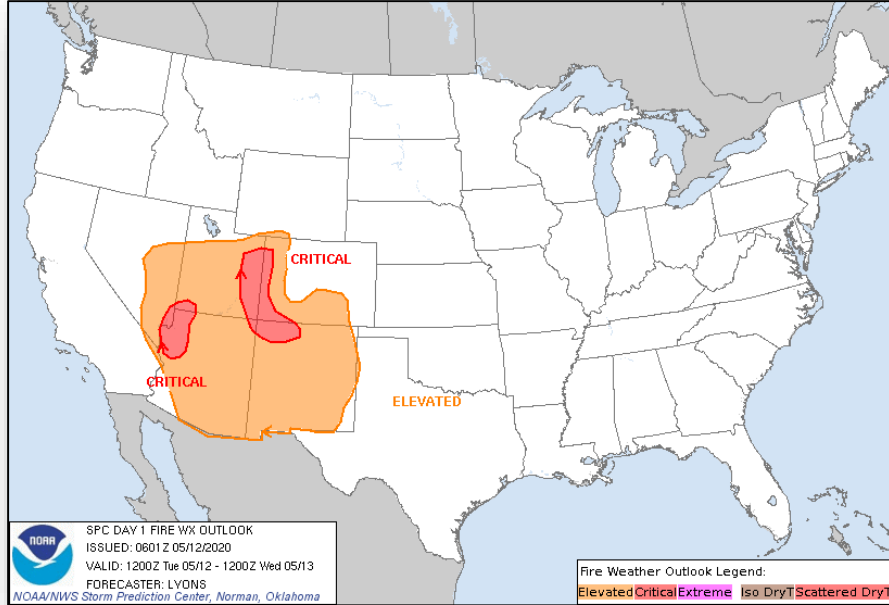
National Weather Forecast



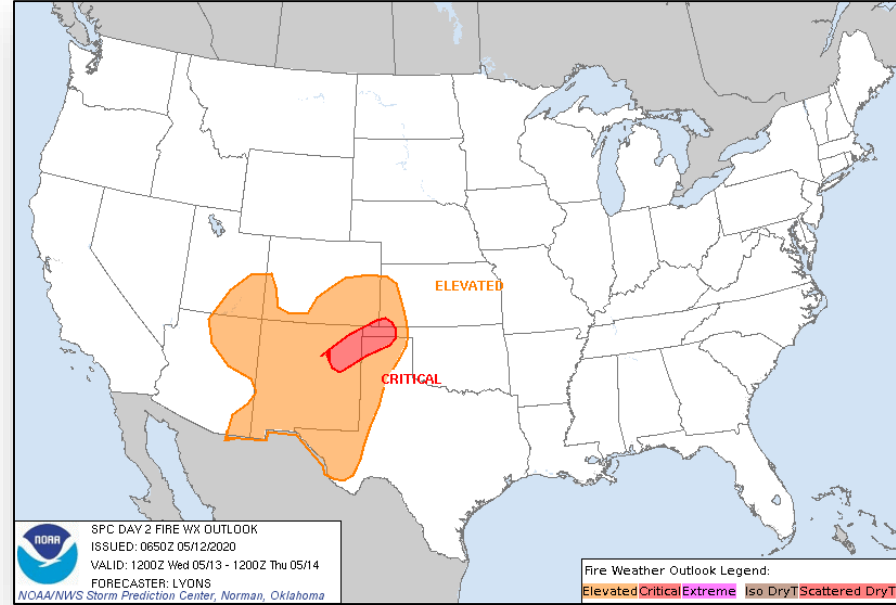
Severe Weather Outlook



Fire Weather Outlook



Today

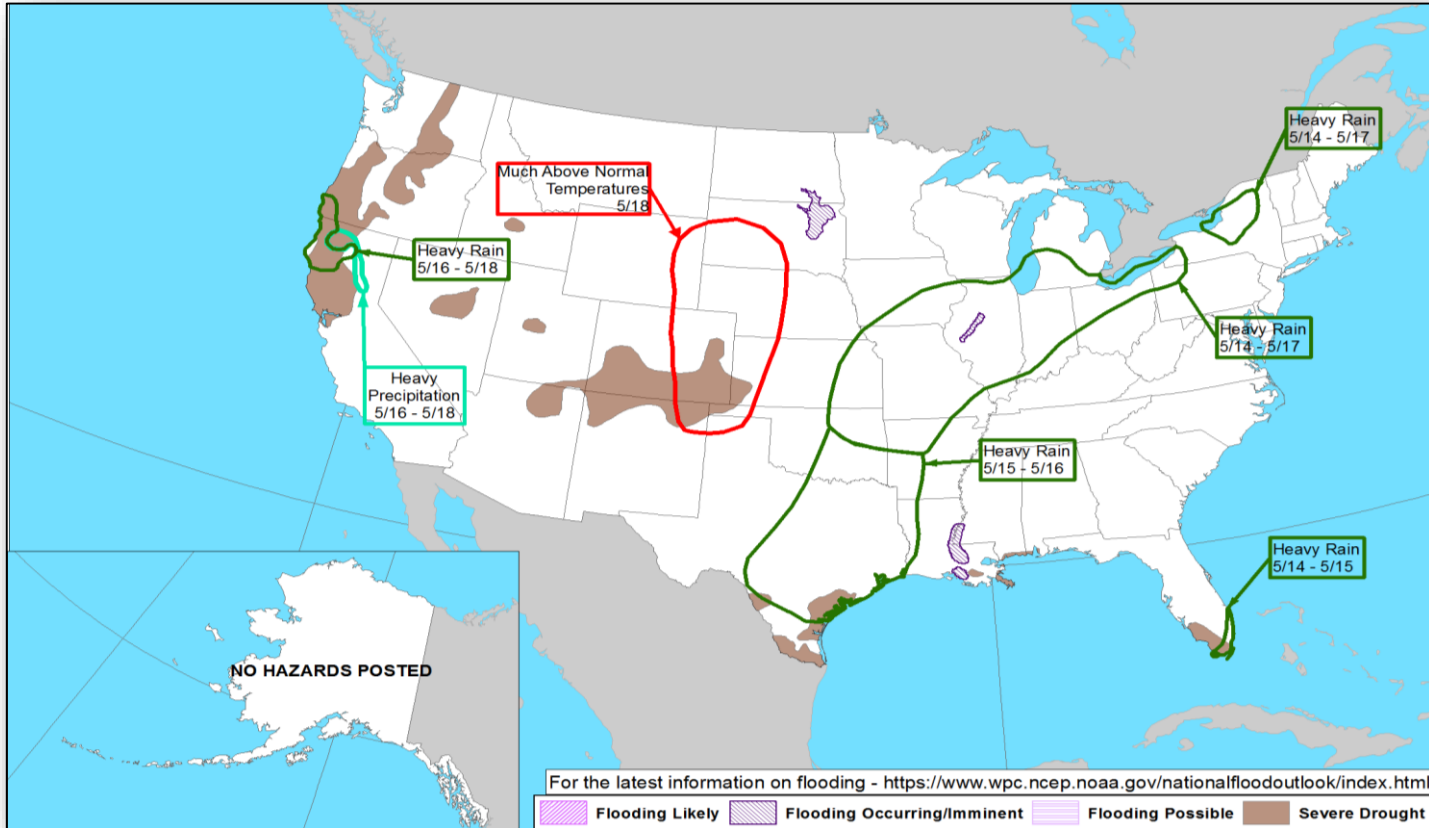


Tomorrow

Hazards Outlook – May 14-18



FEMA



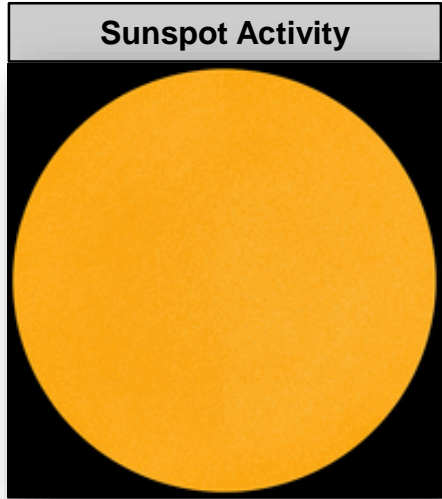

Space Weather



FEMA

	Space Weather Activity	Geomagnetic Storms	Solar Radiation	Radio Blackouts
Past 24 Hours	None	None	None	None
Next 24 Hours	None	None	None	None

For further information on NOAA Space Weather Scales refer to: <http://www.swpc.noaa.gov/noaa-scales-explanation>



Joint Preliminary Damage Assessments



FEMA

Region	State / Location	Event	IA/PA	Number of Counties		Start – End
				Requested	Completed	
IV	AL	Severe Storm April 12, 2020	IA	0	0	N/A
			PA	7	0	5/14 – TBD
	MS	Severe Storms, Flooding, Tornadoes, Straight-line Winds and Flooding April 22-23, 2020	IA	0	0	N/A
			PA	9	0	5/14 – TBD
VI	AR	Severe Storms April 4, 2020	IA	8	0	5/1 – TBD
			PA	11	0	5/1 – TBD
	TX	Tornado April 22, 2020	IA	5	0	4/30 – TBD
			PA	0	0	N/A
VIII	UT	Earthquake March 18, 2020	IA	4	0	4/6 – TBD
			PA	4	0	4/6 – TBD

Declaration Requests in Process – 3



State / Tribe / Territory – Incident Description	Type	IA	PA	HM	Requested
AL – Severe Storms and Flooding	DR		X	X	Apr 25
HI – Severe Storms and Flooding	DR		X	X	Apr 27
TX – Severe Storms, Straight-line Winds, and Tornadoes (Appeal)	DR		X	X	Apr 27

Declaration Amendments



FEMA

Declaration	Number	Issued	Action
FEMA-4522-DR-ME	1	May 11	Adds Individual Assistance limited to the Crisis Counseling Program statewide
FEMA-4473-DR-PR	7	May 11	Extends the incident period

FEMA Common Operating Picture



FEMA

FEMA HQ	
NWC	NRCC
Monitoring	Level I

FEMA REGIONS		
WATCH	RRCC	
Monitoring	I	Level I
Monitoring	II	Level II
Monitoring	III	Level II
Monitoring	IV	Level II
Monitoring	V	Level II
Monitoring	VI	Level II
Alt Location	VII	Level II
Monitoring	VIII	Level II
Monitoring	IX	Level I
Monitoring	X	Level II

Notes:

COVID-19 NRCC w/ESFs (Days)	GA: Flooding MS: Flooding PR: Earthquake TN: Tornadoes
All RRCCs (Days)	All EOCs activated for COVID-19

Major Disasters (DR): 103
Emergency Disasters (EM): 97
★ JFOs: 9 / VJFOs: 12
★ Staging Area
★ Distribution Center (DC)
★ Declared County (non-COVID-19 Declarations)
★ Fully Activated
★ Partially Activated
★ Monitoring

As of 8:00 a.m. ET May 12, 2020
Created by FEMA NWC

Region VIII COVID DRs
4498-DR-CO
4508-DR-MT
4509-DR-ND
4525-DR-UT
4527-DR-SD
4535-DR-WY
FCO: Lee K. dePalo
JFO: TBD

RVIII IMAT (Denver, CO)

4539-DR-WA
FCO: Timothy B. Manner
VJFO: Camp Murray, WA

4475-DR-ND
FCO: Dana C. Reynolds
VJFO: Denver, CO

4440/4463/4467/4469-DR-SD
FCO: Jon K. Huss
JFO: Sioux Falls, SD

Region VII COVID DRs
4483-DR-IA
4490-DR-MO
4500-DR-KS
4521-DR-NE
FCO: Paul Taylor
JFO: TBD

RVII IMAT (Kansas City, MO)

4414/4442-DR-MN
4459/4477-DR-WI
FCO: John F. Boyle
4424/4447-DR-OH
4461-DR-IL
FCO: Steven W. Johnson
VJFO: Springfield, IL

Region V COVID DRs
4489-DR-IL
4494-DR-MI
4500-DR-OH
4515-DR-IN
4520-DR-WI
4531-DR-MN
FCO: James K. Joseph
JFO: TBD

RV IMAT (Chicago, IL)

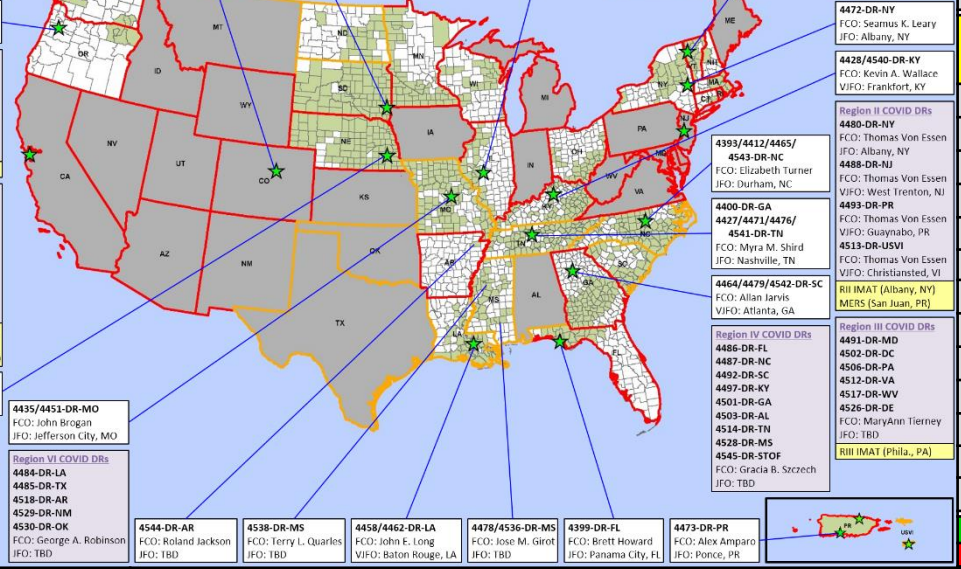
4372/4379-DR-MA
4410-DR-CT
4445/4474-DR-VT
FCO: James McPherson
JFO: Williston, VT

Region I COVID DRs
4496-DR-MA
4500-DR-CT
4505-DR-NH
4512-DR-NH
4522-DR-ME
4532-DR-VT
FCO: W. Russell Webster
JFO: TBD

RI IMAT (Boston, MA)

4472-DR-NY
FCO: Seamus K. Leary
JFO: Albany, NY

4428/4540-DR-KY
FCO: Kevin A. Wallace
VJFO: Frankfort, KY



Region X COVID DRs
4481-DR-WA
VJFO: Bothell, WA
4499-DR-OR
4533-DR-AK
4534-DR-ID
FCO: Michael F. O'Hare
JFO: TBD

RX IMAT (Bothell, WA)

Region IX COVID DRs
4482-DR-CA
4495-DR-GU
4510-DR-HI
4511-DR-CNMI
4523-DR-NV
4524-DR-AZ
4537-DR-AS
FCO: Robert J. Fenton
VJFO: Oakland, CA

RIX IMAT-2 (Oakland, CA)
MERS (Matthew, CA; Barrigada, GU; Salpan, MP)

4420-DR-NE
FCO: Thomas J. Dargan
JFO: Lincoln, NE

4435/4451-DR-MO
FCO: John Brogan
JFO: Jefferson City, MO

Region VI COVID DRs
4484-DR-LA
4485-DR-TX
4518-DR-AR
4529-DR-NM
4530-DR-OK
FCO: George A. Robinson
JFO: TBD

4393/4412/4465/4543-DR-NC
FCO: Elizabeth Turner
JFO: Durham, NC

4400-DR-GA
4427/4471/4476/4541-DR-TN
FCO: Myra M. Shird
JFO: Nashville, TN

4464/4479/4542-DR-SC
FCO: Alton Jarvis
VJFO: Atlanta, GA

Region IV COVID DRs
4486-DR-FL
4487-DR-NC
4492-DR-SC
4497-DR-KY
4501-DR-GA
4503-DR-AL
4514-DR-TN
4528-DR-MS
4545-DR-STOF
FCO: Gracia B. Szczech
JFO: TBD

Region III COVID DRs
4491-DR-MD
4502-DR-DC
4506-DR-PA
4512-DR-VA
4517-DR-WV
4526-DR-DE
FCO: MaryAnn Tierney
JFO: TBD

RII IMAT (Phila., PA)

N-IMATs	
2 Teams	
Red	
Blue	
Gold	IMAT-A Support

R-IMATs	
4 - 6 Teams	
I	RRCC
II	NY
III	RRCC
IV-1	Virtual MS
IV-2	Virtual SC
V	RRCC
VI-1	
VI-2	
VII	RRCC
VIII	RRCC
IX-1	
IX-2	RRCC
X	RRCC

FMC	PMC
NMC	Deployed

Team:	US&R	MERS	FCOs	FDRCs	IM WORKFORCE
Status	33 - 65%	>66%	≤1 Type I	≤1	
Assigned:	28	36	47	11	13,452 ▼
Unavailable:	10	0	0	0	2,533 ▲
Deployed:	0	1	44 (+1)	10	5,944 ▲
Available:	18	35	3 (-1)	1	4,975 / 37% ▼

IM CADRE AVAILABILITY SUMMARY	
Cadres with 25% or Less Availability	
EHP 21% (131/628); ER 21% (16/76); FL 14% (23/161); FM 23% (60/259); OPS 19% (56/289); PA 22% (679/3,098); PLAN 19% (80/419); SAF 22% (12/54)	

Public Assistance Grant Program

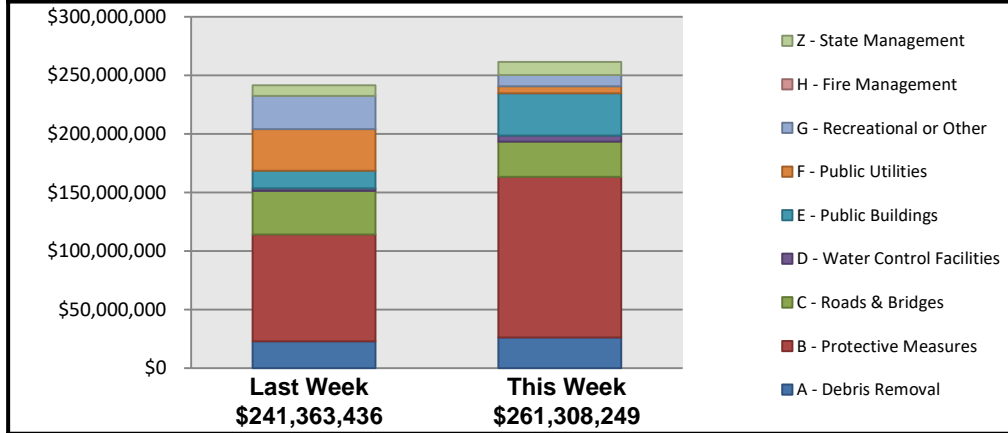


FEMA

PA Project Worksheets Obligated										
in past week, as of 5/11/20 at 1500 EDT										
PA Category	Emergency Work		Permanent Work					H - Fire Management	Z - State Management	Total
	A - Debris Removal	B - Protective Measures	C - Roads & Bridges	D - Water Control Facilities	E - Public Buildings	F - Public Utilities	G - Recreational or Other			
Number Of PWs Obligated	79	121	325	22	87	43	77	0	130	884
Federal Share Obligated	\$26,235,272	\$137,117,370	\$30,005,347	\$5,354,645	\$35,901,498	\$5,943,098	\$9,692,949	\$0	\$11,058,069	\$261,308,248

Public Assistance Obligated per Category

4/27/2020 through 5/11/2020



This weeks PA Highlights

- In 4483 - IA
 - \$78 Million obligated for Category B – Protective Measures
- In 4399 - FL
 - \$18 Million obligated for Category E – Public Buildings
- In 4344 - CA
 - \$17 Million obligated for Category B – Protective Measures

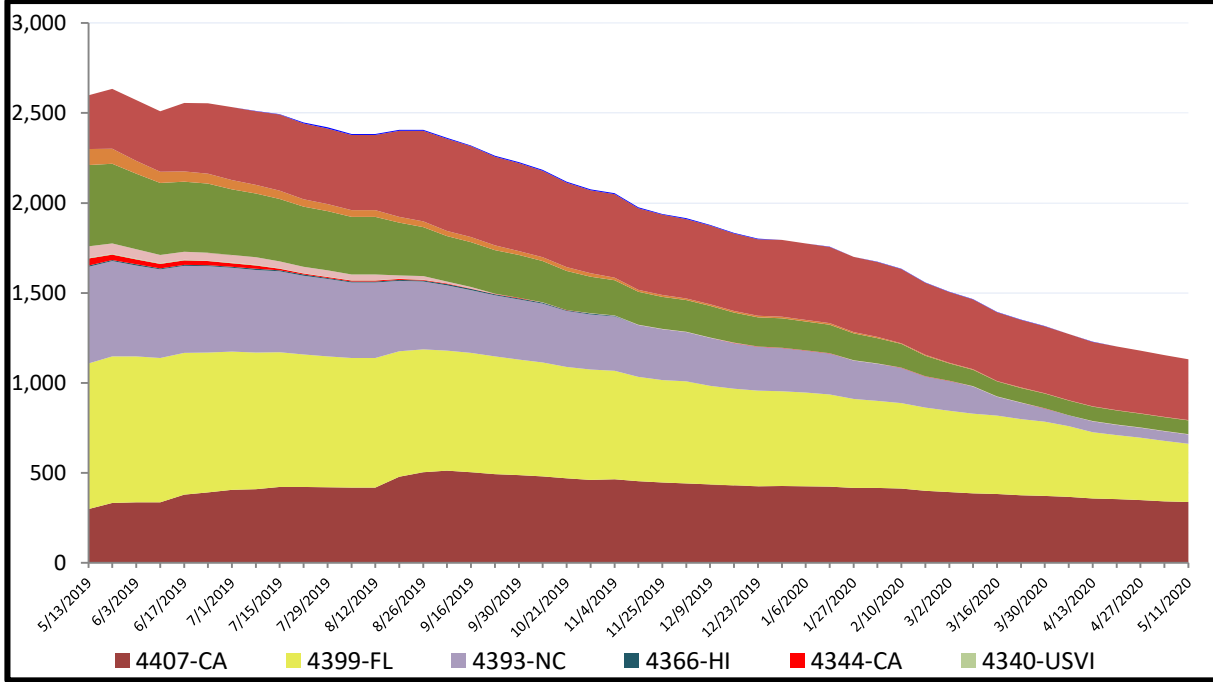
Direct Housing



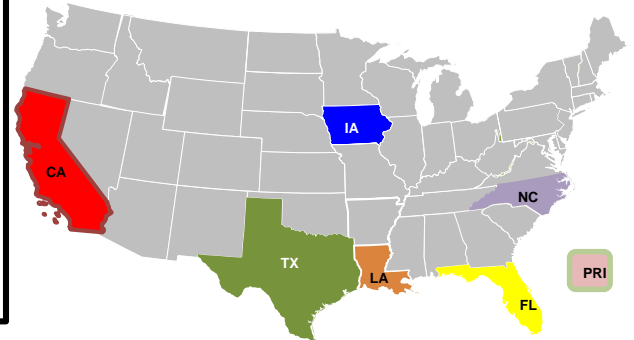
FEMA

Total Households in FEMA Direct Housing per State

Past Year per Week, 5/13/2019 – 5/11/2020, There are currently **794** Households Occupying **794** Temporary Units



DR	IA Declaration Date	Program End Date	Current # of Households in Direct Housing (Weekly Change)
4421-IA	3/23/2019	9/23/2020	1 (0)
4407-CA	11/12/2018	5/12/2020	338 (-4)
4399-FL	10/11/2018	4/11/2020	324 (-12)
4393-NC	9/14/2018	3/14/2020	52 (-2)
4344-CA	10/10/2017	7/10/2019	0 (0)
4339-PR	9/20/2017	9/20/2019	1 (0)
4332-TX	8/25/2017	8/25/2019	76 (-1)
4277-LA	8/14/2016	4/30/2019	2 (0)

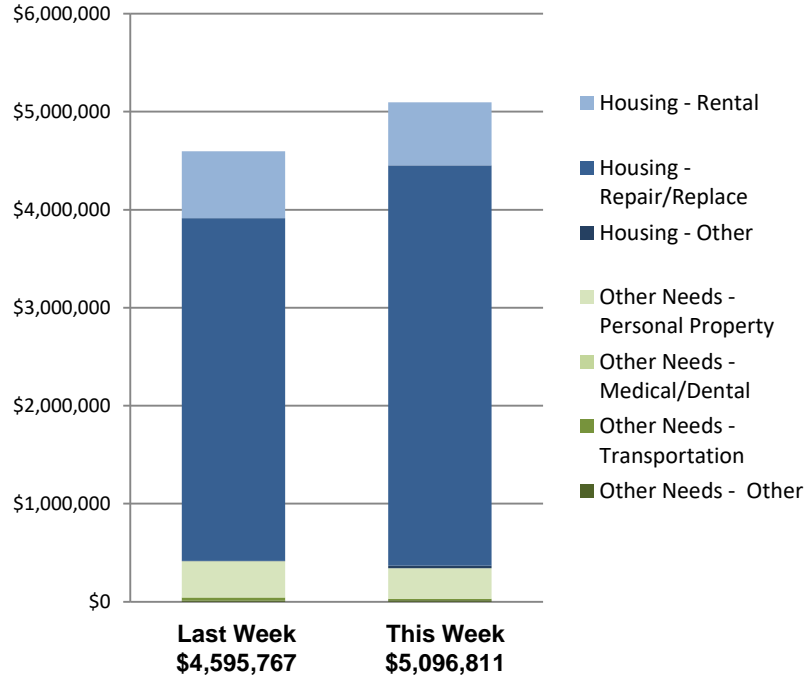


States with Currently Occupied Units

Individual Assistance Activity



IHP Approved per Category in the Past 2 Weeks – 4/27/2020 through 5/11/2020





FEMA

FEMA's mission is helping people before, during, and after disasters.

Click [here](#) to subscribe to this briefing.