

FEMA National Watch Center

Daily Operations Briefing

Tuesday, May 9, 2023

8:30 a.m. ET



FEMA

National Current Ops / Monitoring

New Significant Incidents / Ongoing Ops

- No new significant incidents / operations

Hazard Monitoring

- Severe Thunderstorms / Heavy Rain / Flash Flooding – Central and Southern Plains to the Mid- Atlantic
- Rain / Thunderstorms – From Northern Intermountain to Mid-Atlantic and Southeast

Disaster Declaration Activity

- Amendment No. 1 to FEMA-4706-DR-OK
- Amendment No. 1 to FEMA-4705-DR-TX

Event Monitoring

- No significant events



FEMA

Spring Flooding – RFC River Forecasts / Snow Water Equivalent

RFC Max Stage Forecast

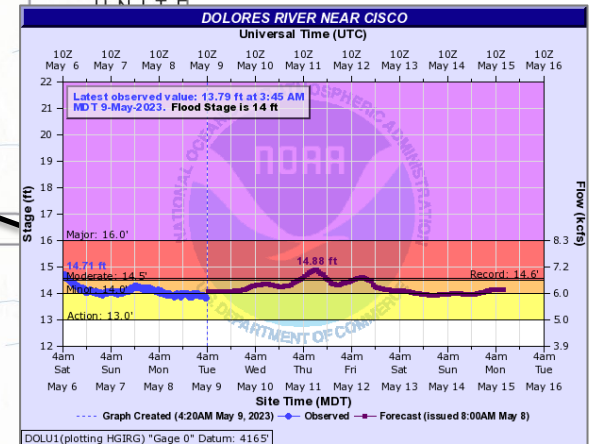
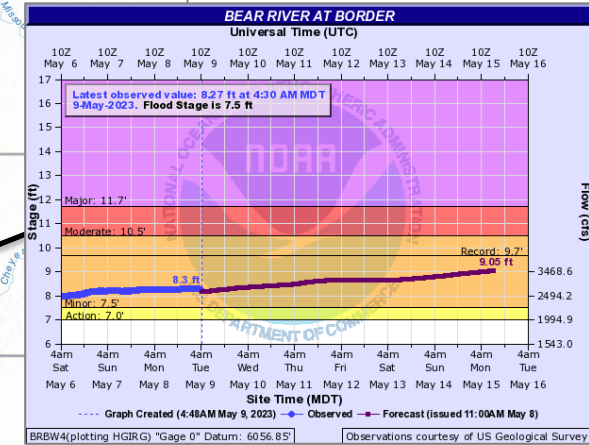
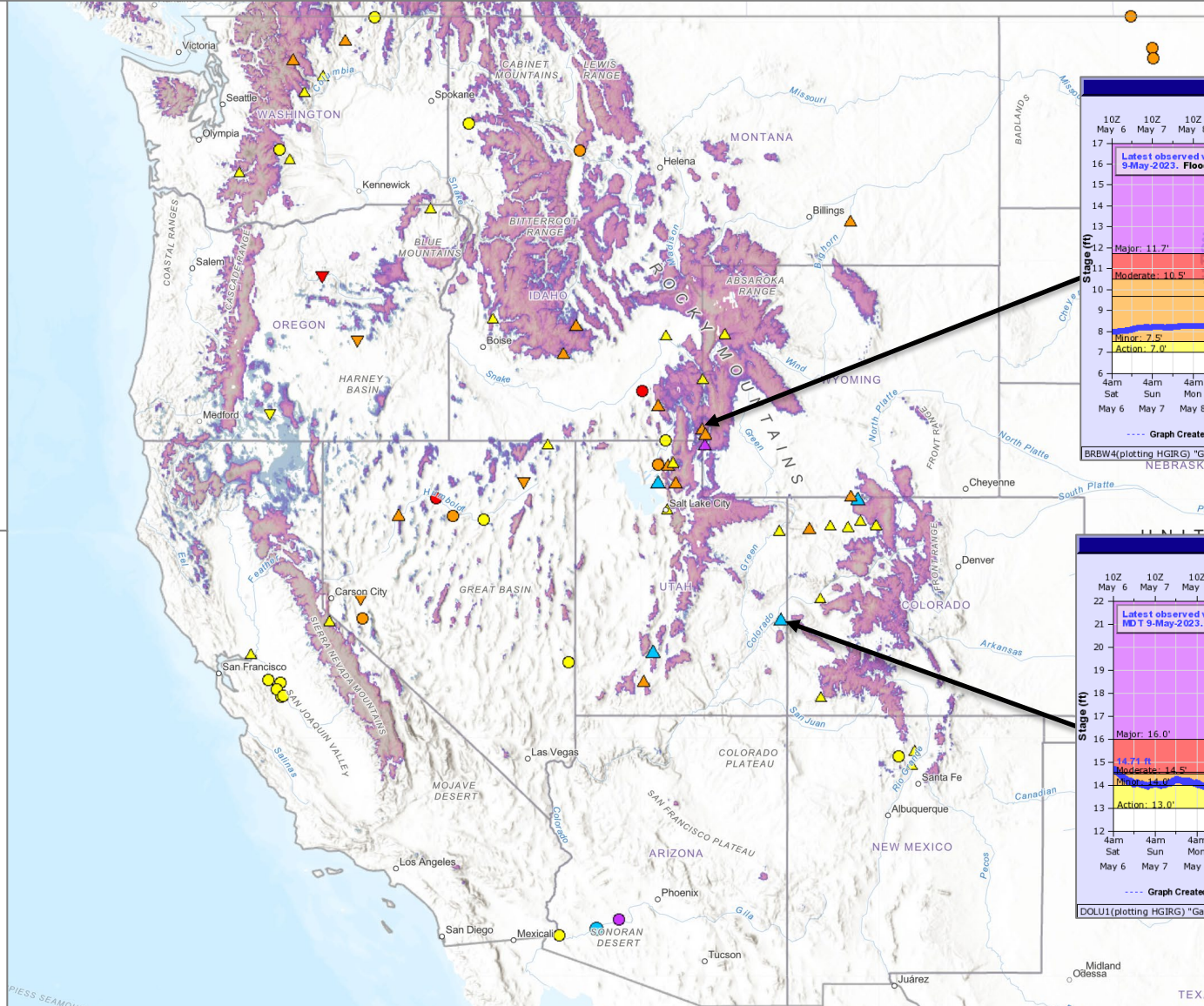
Max Status - Forecast Trend

- ▲ Record (Increasing)
- Record (Constant)
- ▼ Record (Decreasing)
- ▲ Major (Increasing)
- Major (Constant)
- ▼ Major (Decreasing)
- ▲ Moderate (Increasing)
- Moderate (Constant)
- ▼ Moderate (Decreasing)
- ▲ Minor (Increasing)
- Minor (Constant)
- ▼ Minor (Decreasing)
- ▲ Action (Increasing)
- Action (Constant)
- ▼ Action (Decreasing)

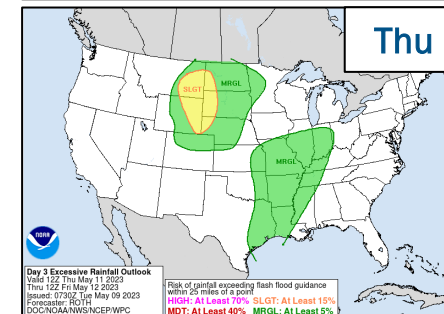
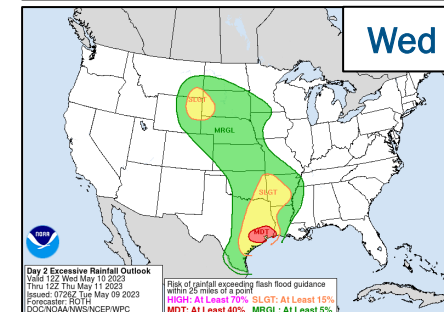
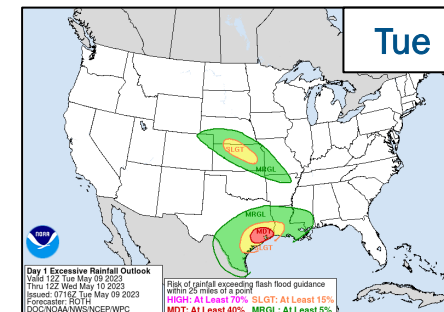
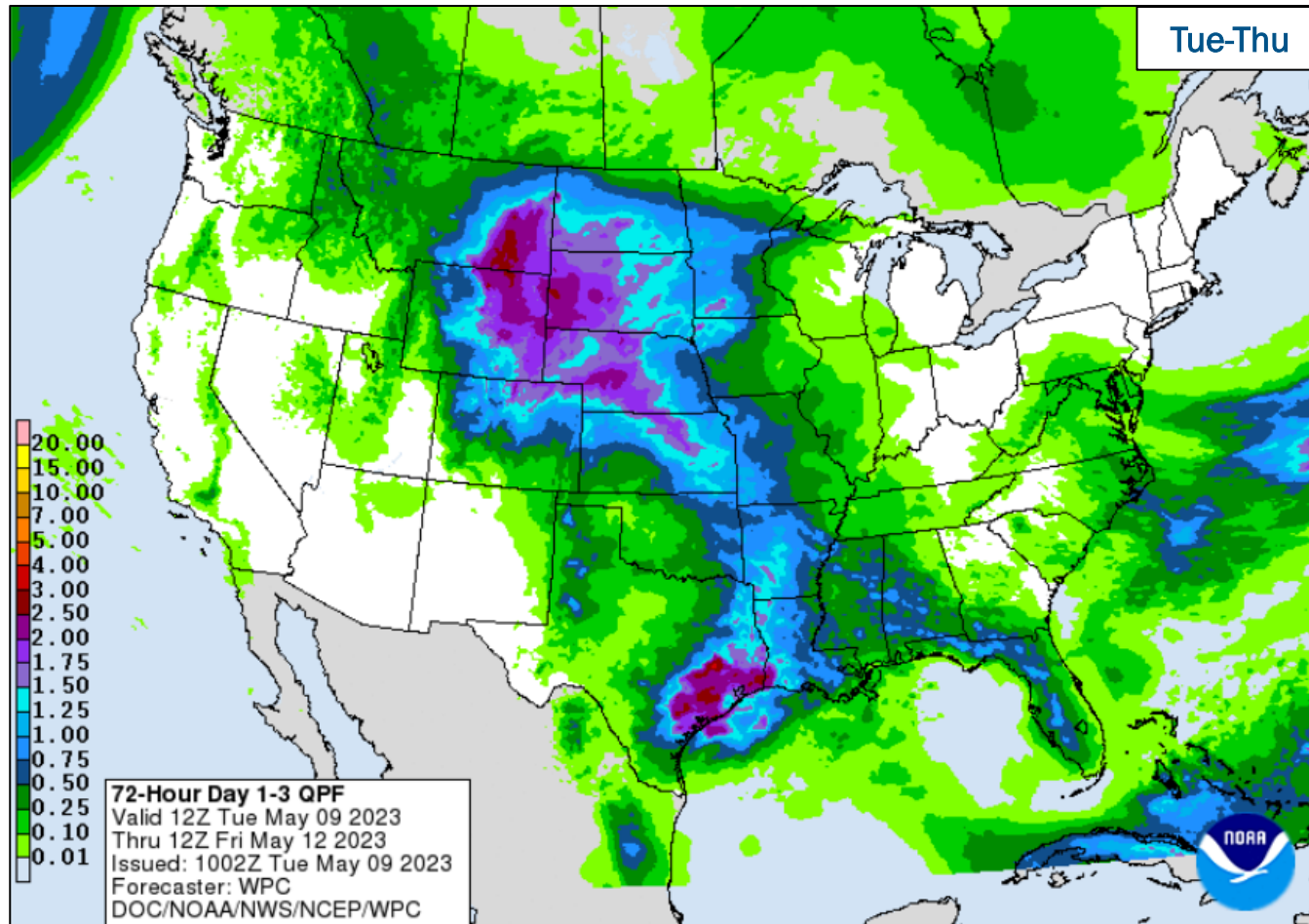
SNODAS SWE Analysis

Image

- 0 - 0.04
- 0.04 - 0.20
- 0.20 - 0.39
- 0.39 - 0.98
- 0.98 - 2.00
- 2.00 - 3.90
- 3.90 - 5.90
- 5.90 - 9.80
- 9.80 - 20
- 20 - 30
- 30 - 39
- 39 - 79



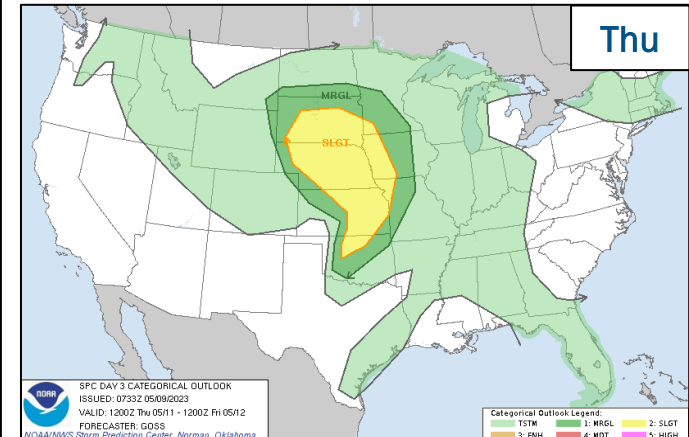
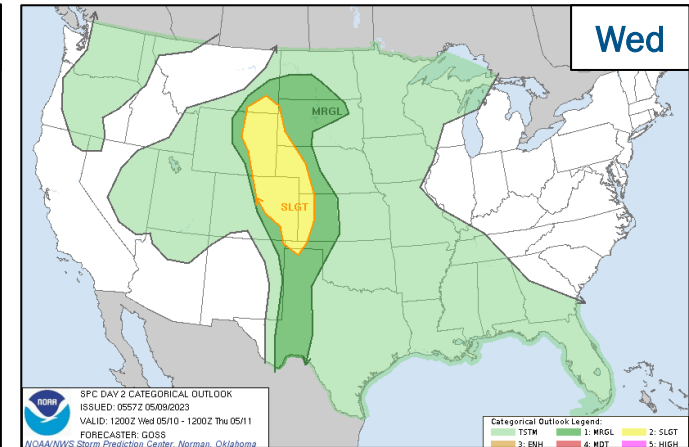
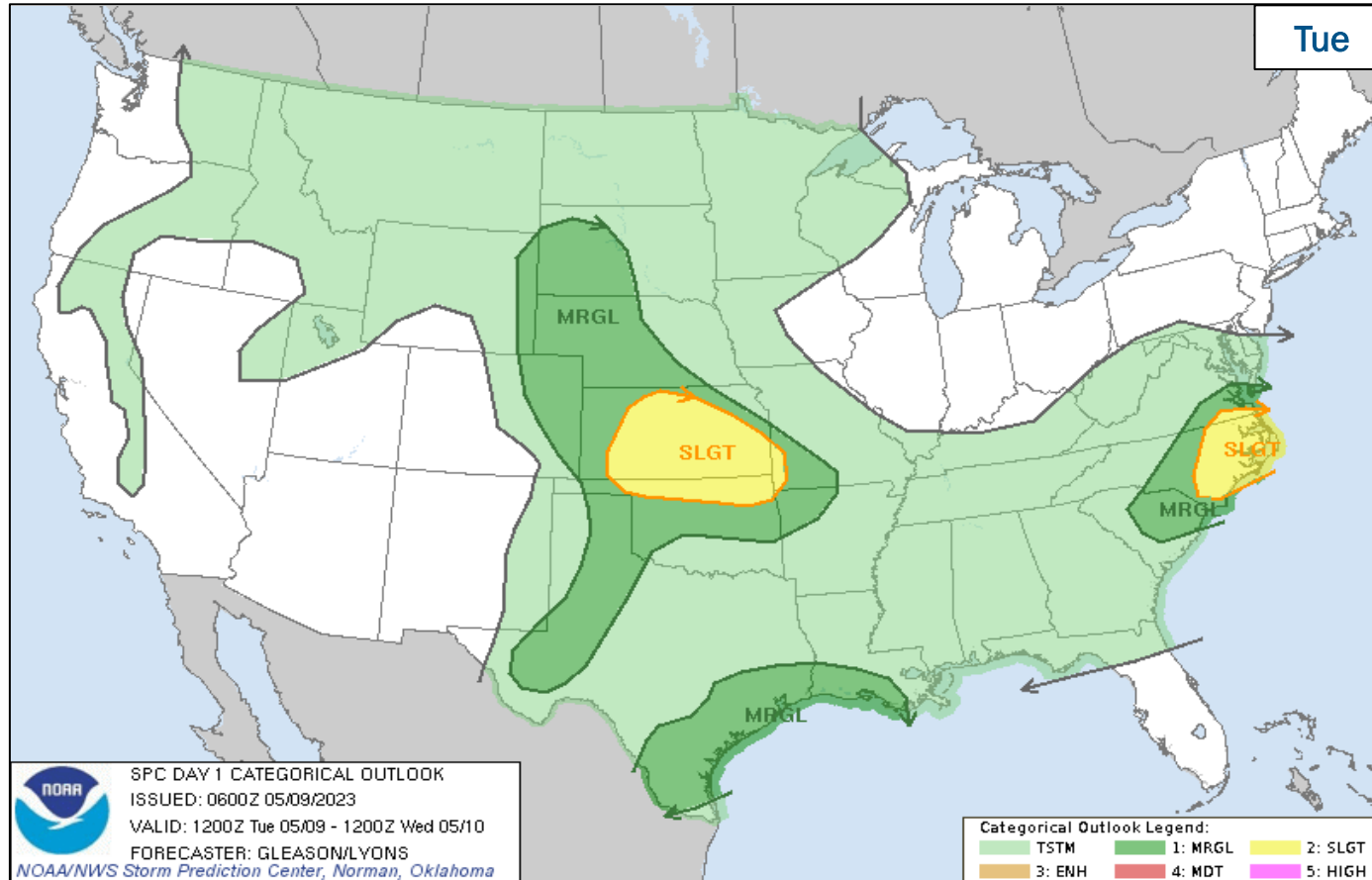
Precipitation & Excessive Rainfall



FEMA

National Watch Center

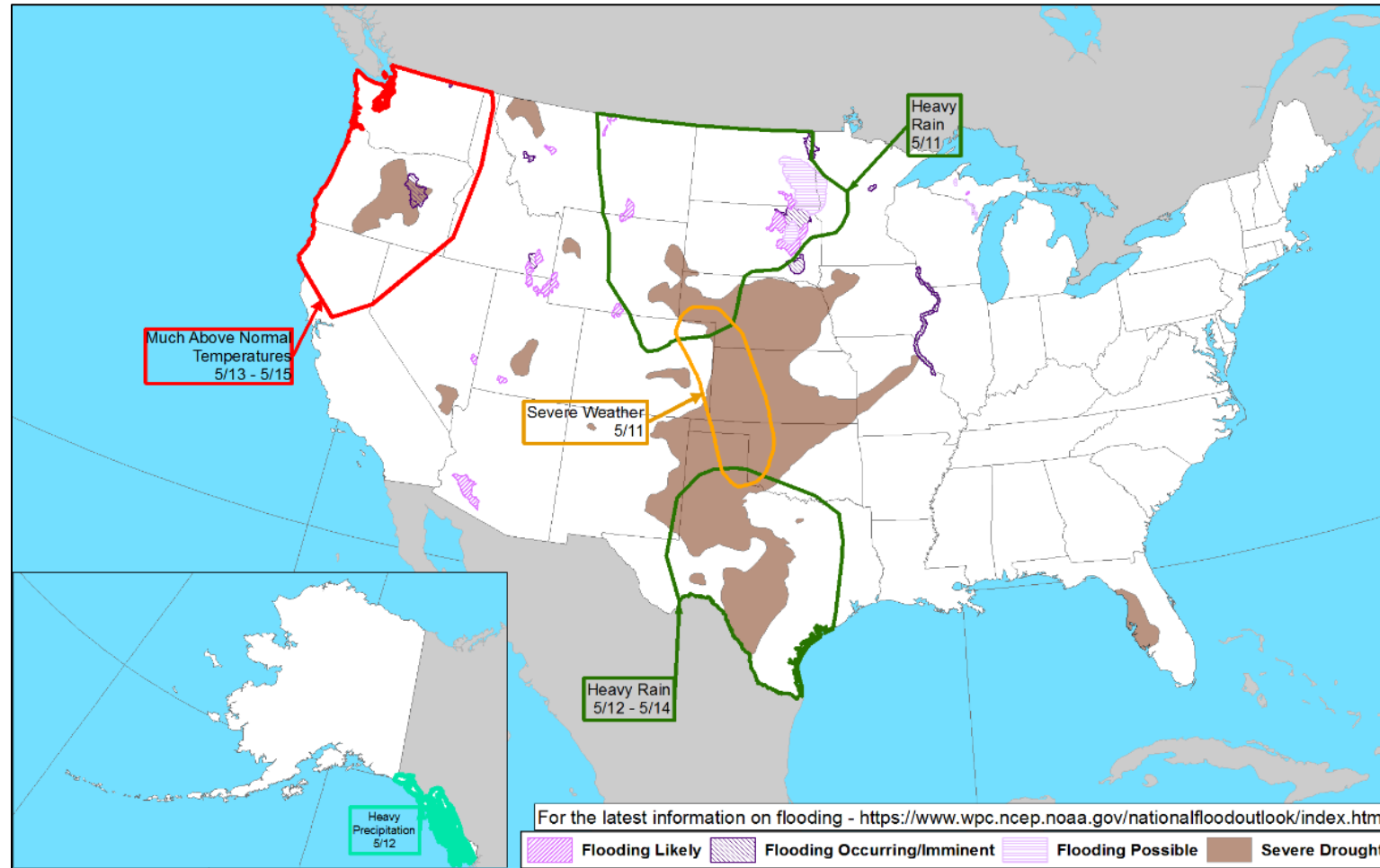
Severe Weather Outlook



FEMA

National Watch Center

Hazards Outlook – May 11-15

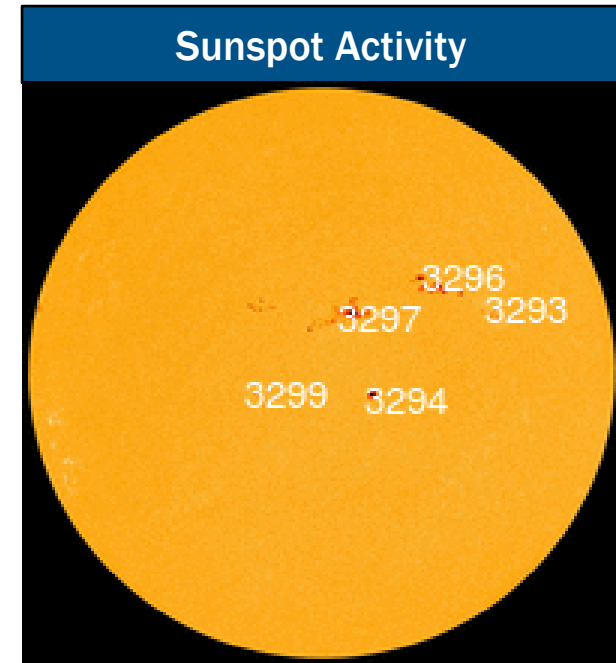
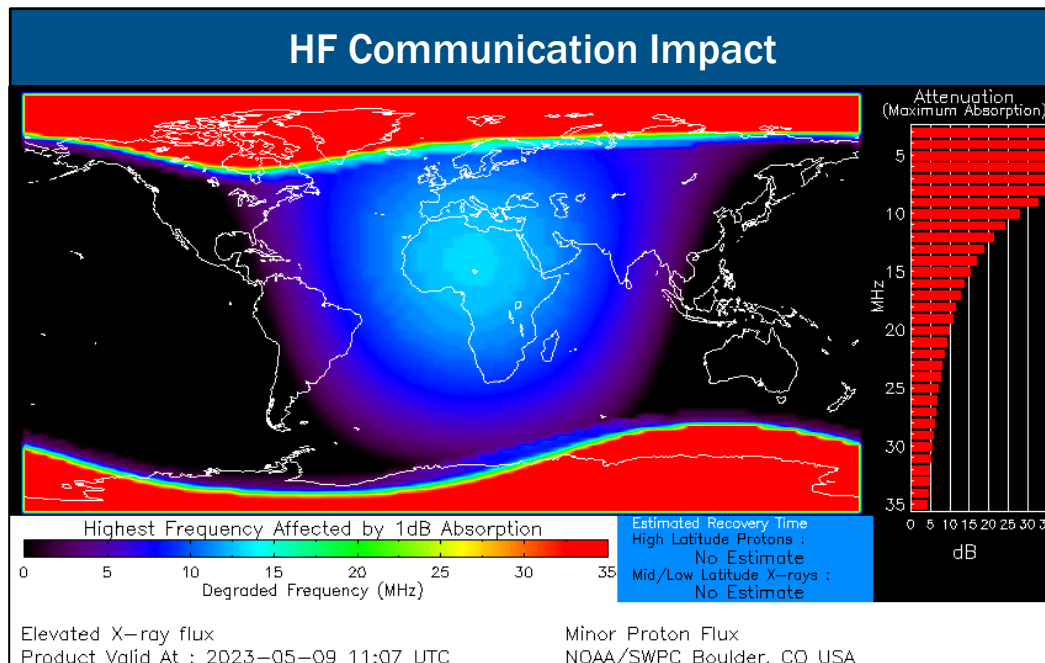


FEMA

Space Weather Outlook

Minor	Space Weather Activity	Geomagnetic Storms	Solar Radiation	Radio Blackouts
Past 24 Hours	Moderate	None	S1	R2
Next 24 Hours	Minor	G1	S1	R1

For further information on NOAA Space Weather Scales refer to: <http://www.swpc.noaa.gov/noaa-scales-explanation>
 For further information on Sunspot Activity refer to: <https://www.swpc.noaa.gov/phenomena/sunspotssolar-cycle>



FEMA

FEMA Common Operating Picture

11 + 7 Joint Field Offices Virtual Joint Field Offices Supporting
61 + 4 Major Disasters Emergency Declarations
9 Direct Housing Missions
12 RSF-Supported Disasters

Tuesday
 May 9, 2023
 8:30 a.m. ET

FEMA HQ		
NWC	NRCC	
Monitoring	Rostered	
FEMA REGIONS		
Watch	RRCC	
Monitoring	I	Rostered
Monitoring	II	Rostered
Monitoring	III	Rostered
Monitoring	IV	Rostered
Monitoring	V	Rostered
Monitoring	VI	Rostered
Monitoring	VII	Rostered
Enhanced	VIII	Rostered
Monitoring	IX	Rostered
Monitoring	X	Rostered
Notes:		
RWC/RRCC: • RVIII RWC: Day shift (Flooding)	State EOCs: • AK/AL/MS/: Severe Weather • FL: TC Iam • CA/IA/MT/NV/UT: Flooding • TX/UT: Ongoing Operations • CO: Avian Influenza, Public Health Support, and Suncor Refinery • AZ/CO: SW Border Coordination • WY: Winter Weather • CA/DC/MD/WV: COVID Support	
Surge Capacity Force		
Rostered 7,316 (-1)	Deployed 0	

REGIONAL BREAKDOWN			
	JFO/VJFO	DR	EM
I	1/0	6	0
II	1/2	4	1
III	1/0	3	0
IV	4/1	14	2
V	0/0	1	0
VI	3/1	6	0
VII	0/0	0	0
VIII	0/1	5	0
IX	0/1	12	1
X	1/1	10	0

Alaska

Northern Mariana Islands

Guam

American Samoa

Hawaii

Sacramento, CA
 DR-4683-CA
 • RIX IMAT-2

Barrigada, Guam
 Cache Maintenance
 • MERS

Lakewood, CO
 MEOV Pick Up & Delivery
 • MERS

Oklahoma City, OK
 DR-4706-OK
 • RVI IMAT-2

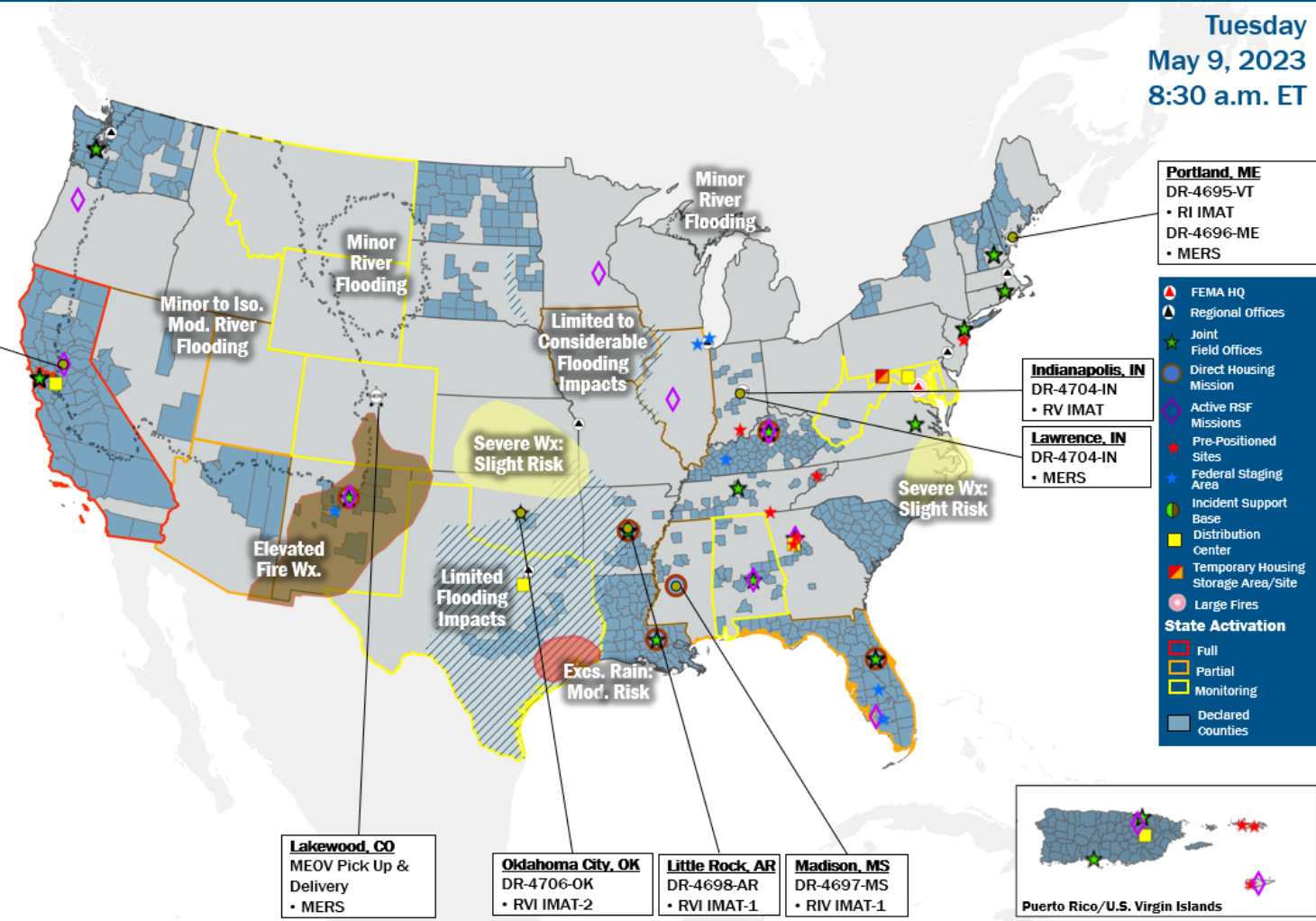
Little Rock, AR
 DR-4698-AR
 • RVI IMAT-1

Madison, MS
 DR-4697-MS
 • RIV IMAT-1

Portland, ME
 DR-4695-VT
 • RI IMAT
 DR-4696-ME
 • MERS

Indianapolis, IN
 DR-4704-IN
 • RV IMAT

Lawrence, IN
 DR-4704-IN
 • MERS



IM Workforce

13,424 (+7) Assigned
 4,322 (+18) Unavailable
 5,847 (-15) Deployed

24% / 3,255 (+4) Available

IM Cadre Availability ≤ 25% Availability

Civil Rights: 19% (26/134); Disaster Field Training Operations: 21% (19/92); Disability Integration: 2% (1/58); External Affairs: 24% (117/496); Environmental Planning and Historic Preservation: 14% (116/824); Field Leadership: 9% (12/136); Hazard Mitigation: 12% (150/1,228); Human Resources: 12% (20/162); Interagency Recovery Coordination: 16% (48/302); Information Technology: 23% (142/611); Logistics: 22% (322/1,464); Operations: 12% (41/350); Public Assistance: 9% (193/2,187); Planning: 10% (47/449); Safety: 3% (2/79); Security: 14% (20/142)

MERS

≥ 66%

36 Assigned
 0 Unavailable
 0 Deployed

36 Available

US&R

≥ 66%

28 Assigned
 2 Unavailable
 0 Deployed

26 Available

FCO

≤ 1 Type I

48 Assigned
 6 Unavailable
 37 (+1) (26 FCOR) Deployed

5 (-1) Available

Joint Preliminary Damage Assessments

Region	State / Location	Incident	IA	Number of Counties		Start - End
			PA	Requested	Complete	
I	NH	Snow Storm Mar 13-15	IA	0	0	N/A
			PA	10 (+7)	0	4/10 - TBD
II	NY	Severe Winter Storm Dec 23-25	IA	0	0	N/A
			PA	7	5	1/24 - TBD
V	IN	Flooding, Severe Storms, Straight-line Winds, and Tornadoes Mar 31 - Apr 1	IA	0	0	N/A
			PA	9	0	5/8 - TBD
VI	TX	Winter Storm Jan 29 and continuing	IA	0	0	N/A
			PA	29	22	3/6 - TBD
IX	Trinidad Rancheria	Severe Weather Mar 18 and continuing	IA	0	0	N/A
			PA	1	1 (+1)	5/2 - 5/2



FEMA

Declaration Requests in Process – 7

State / Tribe / Territory – Incident Description	Type	IA	PA	HM	Requested
CNO* – Tornadoes	DR		X	X	Jan 3
CA – Heat Dome and Wildfires (Appeal)	DR		X	X	Mar 5
ND – Severe Winter Storms	DR		X	X	Mar 21
KY – Severe Storms, Straight-line Winds, Flooding, Landslides, and Mudslides	DR		X	X	Mar 27
SBLI** – Severe Winter Storm and Flooding (Feb)	DR		X	X	Apr 21
SBLI** – Severe Storm and Flooding	DR		X	X	Apr 21
TN – Severe Storms, Straight-Line Winds, and Tornadoes	DR		X	X	Apr 27

*Choctaw Nation of Oklahoma

**Soboba Band of Luiseño Indians



FEMA

Declaration Amendments

Declaration	Number	Issued	Action
FEMA-4706-DR-OK	1	May 8	Adds 1 county for Individual Assistance
FEMA-4705-DR-TX	1	May 8	Adds 8 counties for Public Assistance



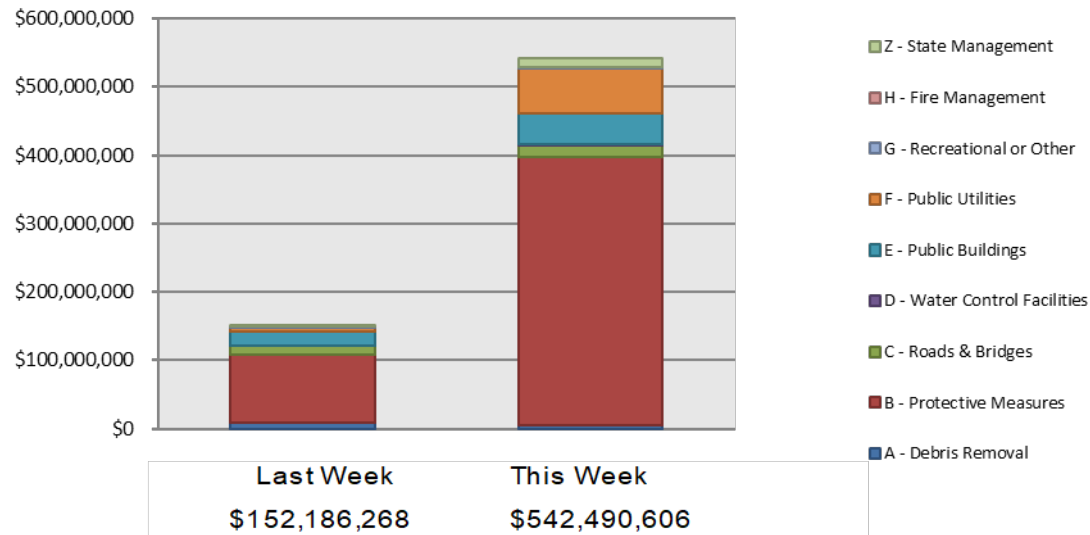
FEMA

Public Assistance Grant Program

PA Project Worksheets Obligated in past week, as of 05/08/2023 at 1500 EDT

PA Category	Emergency Work		Permanent Work				H - Fire Management	Z - State Management	Total	
	A - Debris Removal	B - Protective Measures	C - Roads & Bridges	D - Water Control Facilities	E - Public Buildings	F - Public Utilities				G - Recreational or Other
Number Of PWs Obligated	22	284	81	11	62	31	30	0	75	596
Federal Share Obligated	\$5,878,409.09	\$391,833,192.64	\$17,016,928.18	\$1,424,915	\$45,000,793.10	\$65,988,410.01	\$2,620,644.86	\$0	\$12,727,312.99	\$542,490,606.23

Public Assistance Obligated per Category 4/24/2023 through 05/08/2023



COVID-19 Obligated as of 05/08/2023

- Total Public Assistance Obligated: \$63,066,795,685

This Week's PA Highlights

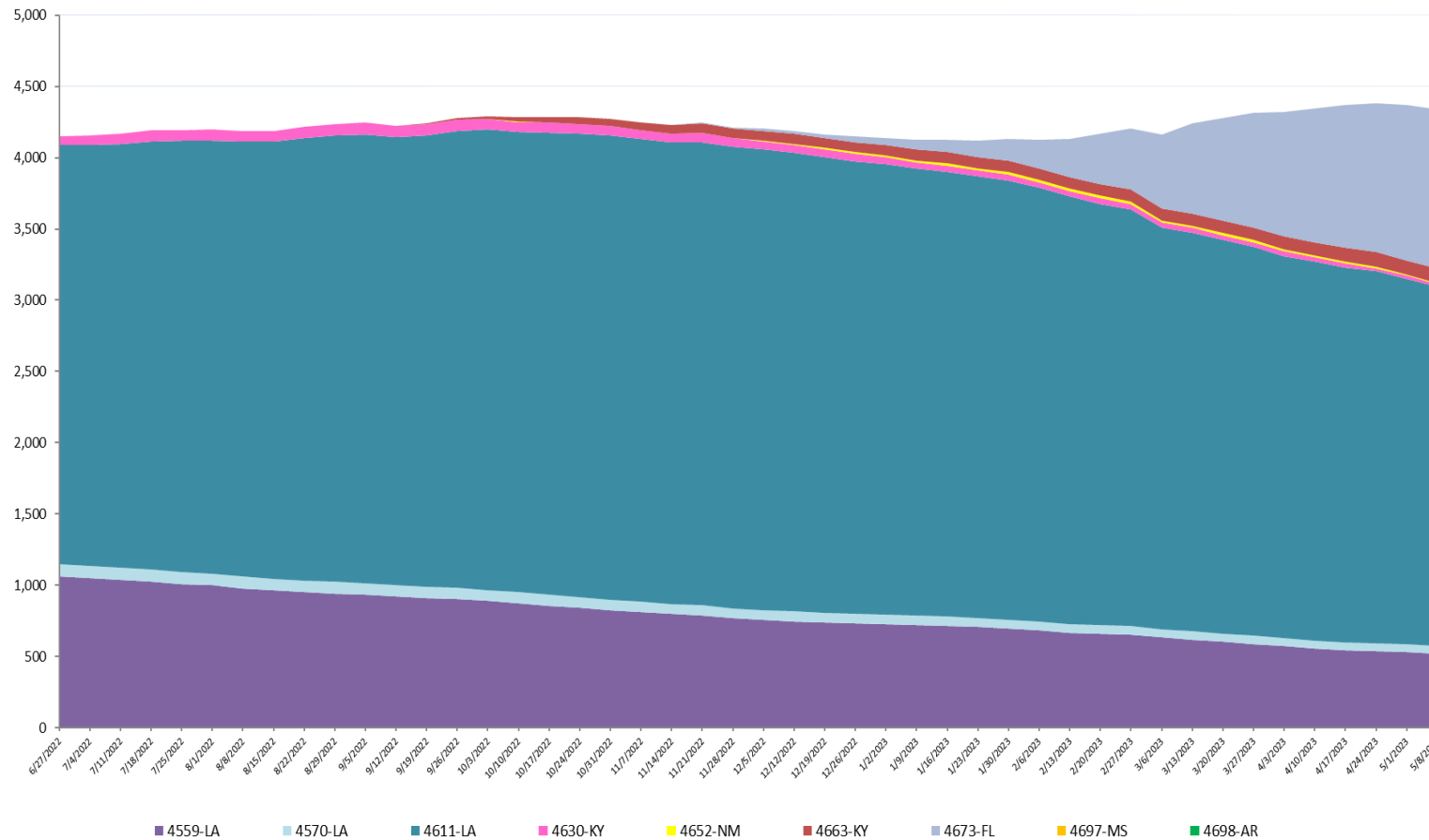
- In 4533-AK
\$120 Million obligated for Category B- Protective Measures
- In 4506-PA
\$68 Million obligated for Category B- Protective Measures
- In 4339-PR
\$41.7 Million obligated for Category F- Public Utilities



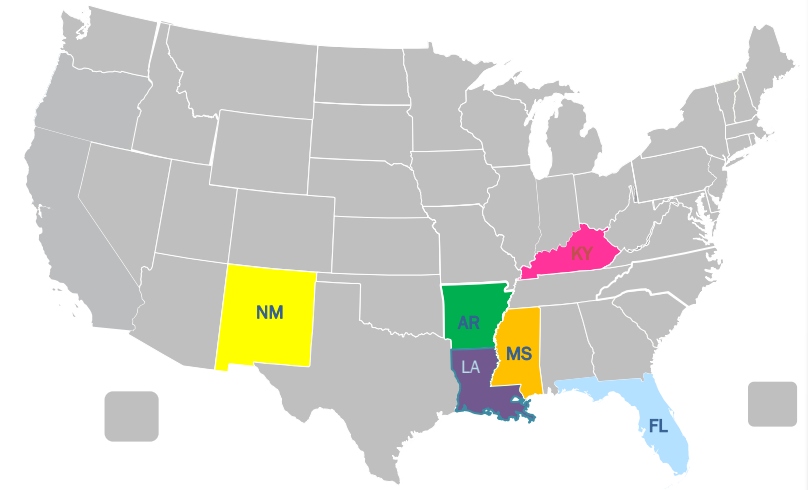
Direct Housing

Total Households in FEMA Direct Housing per State

Past Year per Week, 6/27/2022 – 05/08/2023. There are currently **4,341** Households Occupying **4,366** Temporary Units.



DR	IA Declaration Date	Program End Date	Current # of Households in Direct Housing (Weekly Change)
4698-AR	4/2/2023	10/2/2024	0 (0)
4697-MS	3/26/2023	9/26/2024	0 (0)
4673-FL	9/29/2022	3/29/2024	1120 (26)
4663-KY	7/29/2022	1/29/2024	100 (3)
4652-NM	5/4/2022	11/4/2023	8 (0)
4630-KY	12/12/2021	6/13/2023	20 (-3)
4611-LA	8/29/2021	2/28/2023	2519 (-46)
4570-LA	10/16/2020	4/16/2022	53 (-1)
4559-LA	8/28/2020	2/28/2022	521 (-9)



States with Currently Occupied Units

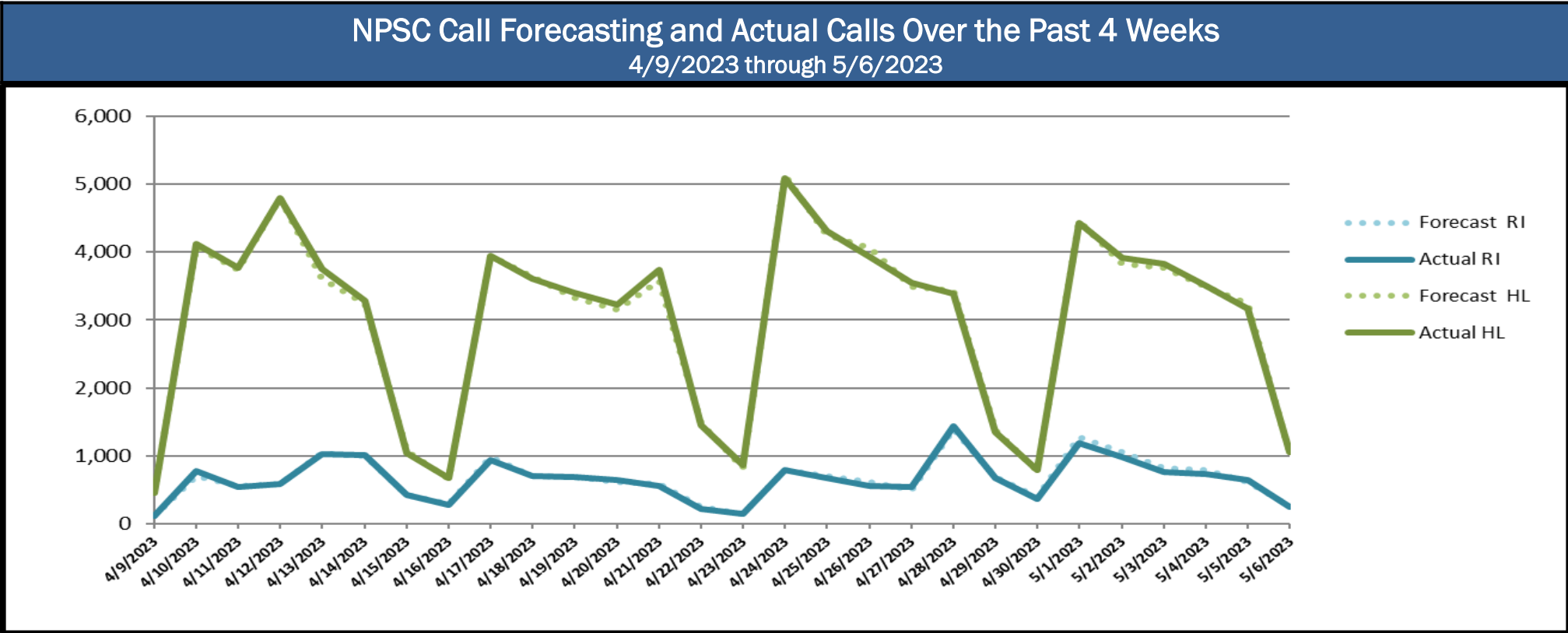


FEMA

National Watch Center

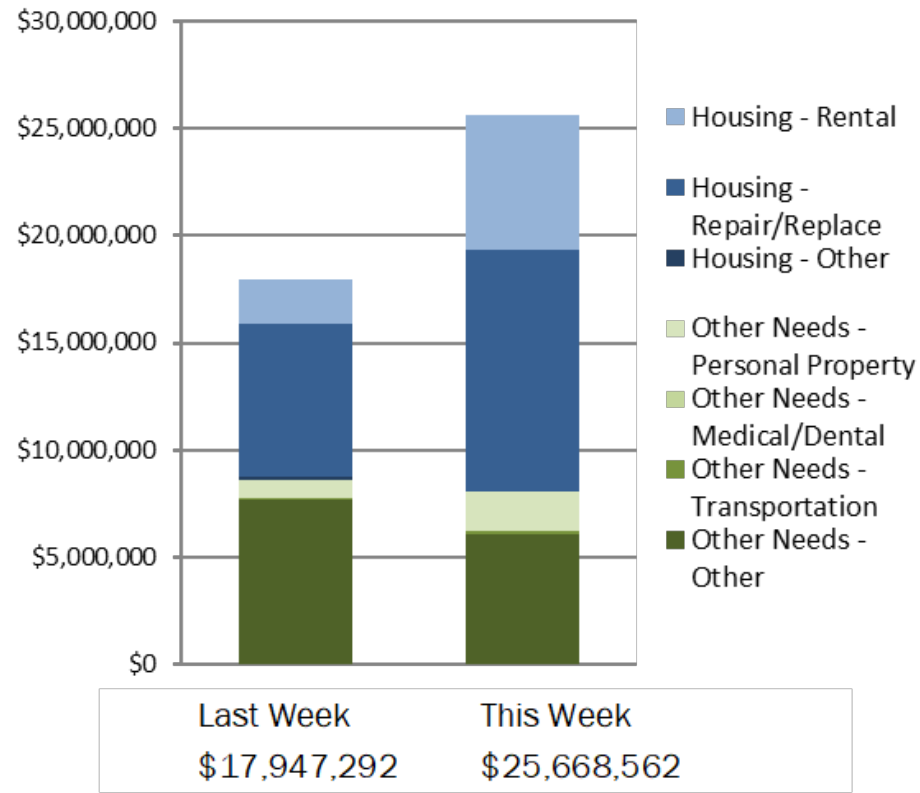
NPSC Call Activity

NPSC Call Activity in the Past Week 4/30/2023 through 5/06/2023		
Call Type	Projected Calls	Actual Calls
Registration Intake:	4,841	4,812
Helpline:	22,559	22,495
Combined:	27,400	27,307



Individual Assistance Activity

IHP Approved per Category in the Past
2 Weeks – 04/24/2023 through 05/08/2023





FEMA

Helping people before, during, and after disasters.



Scan to subscribe to this briefing.