

FEMA National Watch Center

# Daily Operations Briefing

Wednesday, May 7, 2025

8:30 a.m. ET



**FEMA**

# National Current Ops / Monitoring

---

## New Significant Incidents / Ongoing Ops

- No new significant incidents / operations

## Hazard Monitoring

- Excessive Rainfall / Flash Flooding – Southern Plains to Southeast
- Severe Weather – Southern Plains to Lower Mississippi Valley

---

## Disaster Declaration Activity

- No new declaration activity

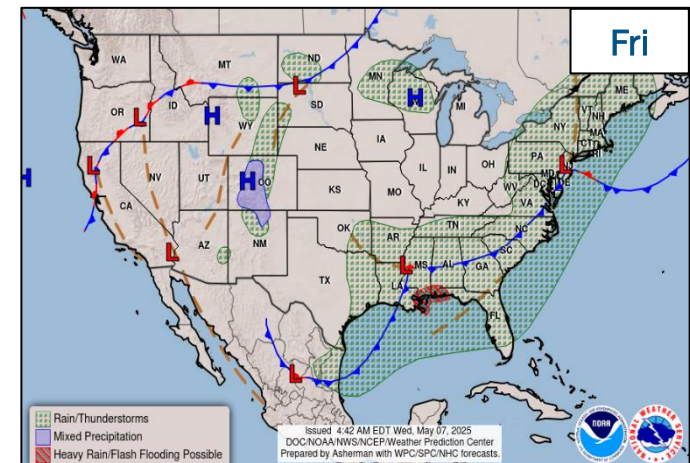
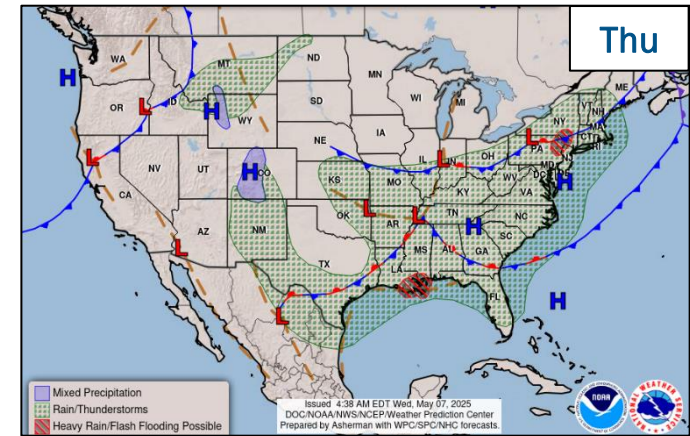
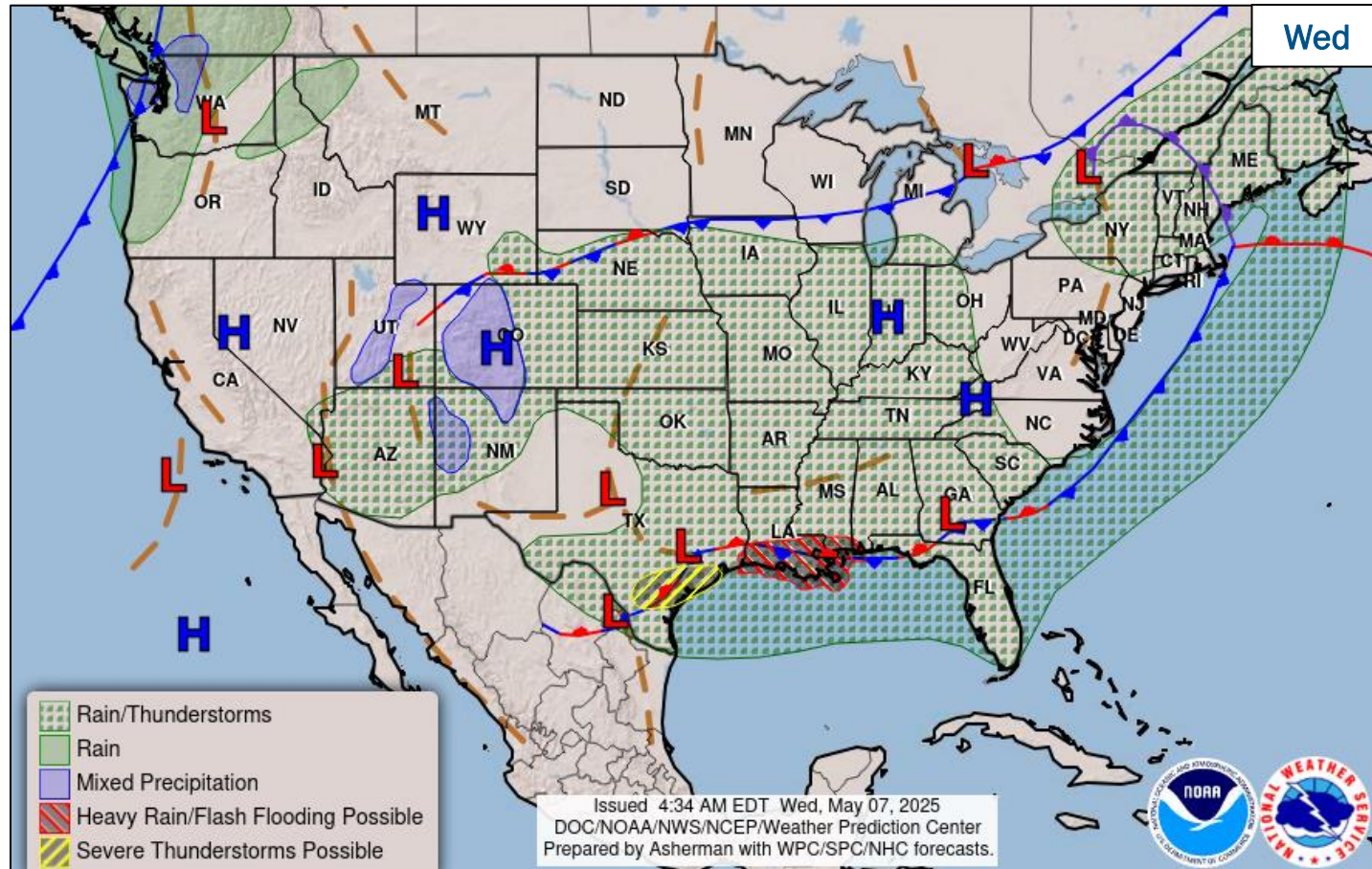
## Event Monitoring

- No new significant events



**FEMA**

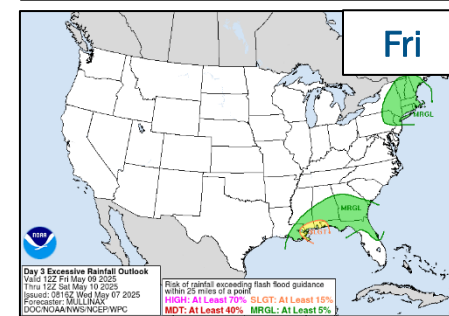
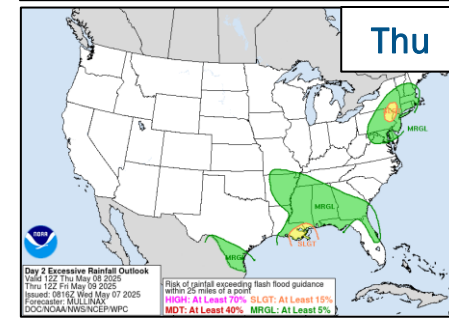
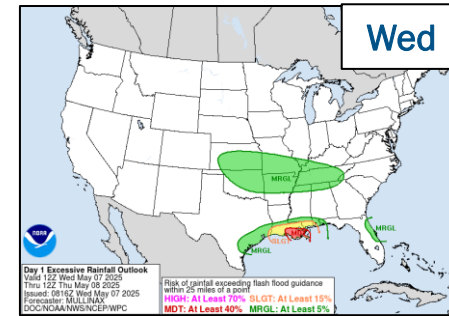
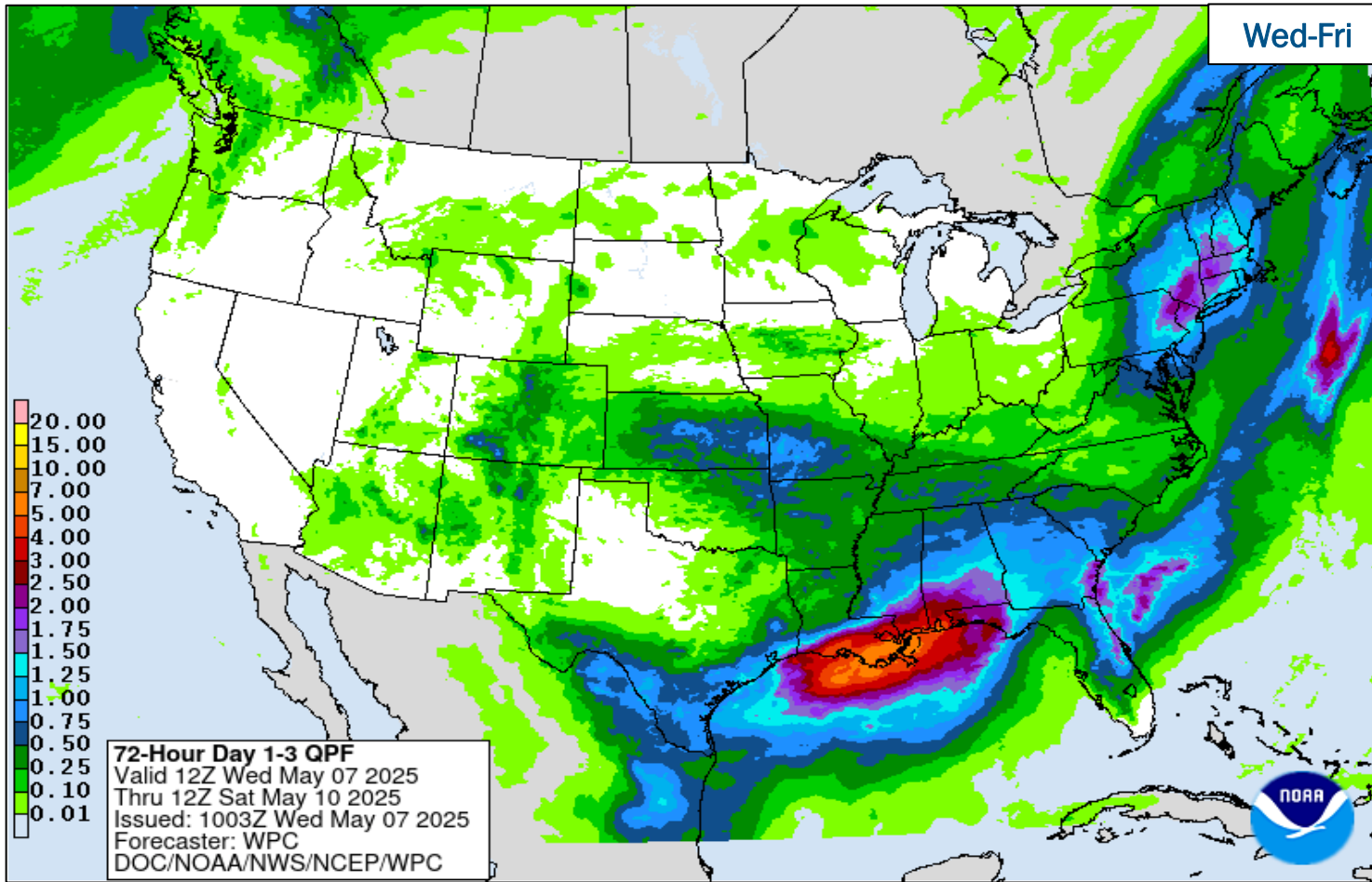
# National Weather Forecast



FEMA

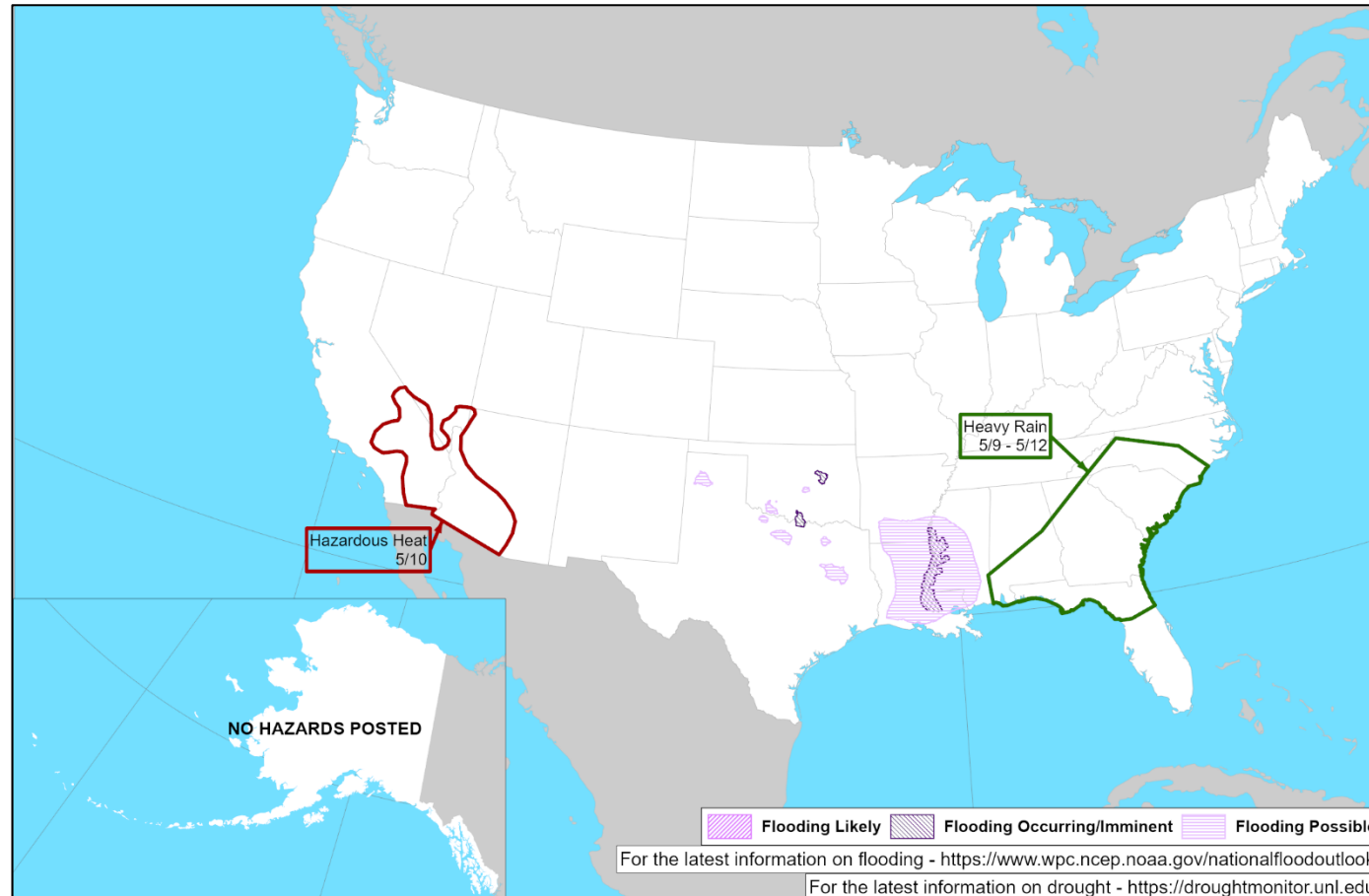
National Watch Center

# Precipitation & Excessive Rainfall



FEMA


# Hazards Outlook – May 9-13



FEMA

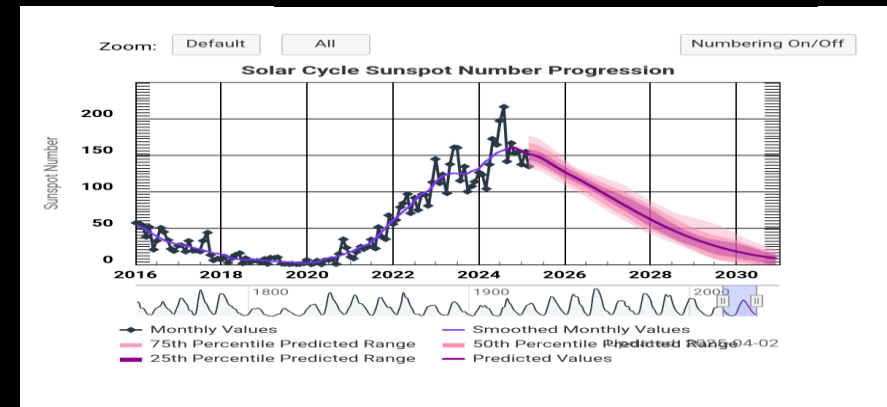
# Space Weather Summary/Outlook

	Past 24 Hours	07 May	08 May
Solar Flare (Radio Blackout)   <b>R Scale (R1-R2 / R3+)</b>	None	45% / 5%	45% / 5%
Solar Radiation Storms   <b>S Scale</b>	None	5%	5%
Geomagnetic Storms   <b>G Scale</b>	None	5%	5%



- **KEY MESSAGE:** Chance for **R1-R2 (Minor-Moderate) Radio Blackouts.**

- **OUTLOOK:** The current solar cycle is predicted to **PEAK between now and mid-2025, but significant activity is still possible well after the peak.**



**FEMA**

# Wildfire Summary

Fire Name (County, ST)	FMAG #	Acres Burned	Percent Contained	Evacuations	Structures (Homes / Other)			Fatalities / Injuries
					Threatened	Damaged	Destroyed	
Sunset Drive (Brunswick, NC)	5582-FM-NC	1,331 (-38)	15%	M: 264	H: 75	H: 0	H: 0	0 / 0
				V: 0	O: 35	O: 0	O: 0	

*(Evacuations: M = Mandatory / V = Voluntary; Structures: H = Homes and Mixed Commercial/Residential / O = Non-residential Commercial/Other Minor Structures)*



**FEMA**

# FEMA Common Operating Picture

**26** Joint Field Offices    **Supporting**    **76 + 11** Major Disasters    **Emergency** Declarations    **10** Direct Housing Missions    **20** RSF-Supported Disasters    **6** Joint Recovery Offices

Wednesday  
May 7, 2025  
8:30 a.m. ET

FEMA HQ	
NWC	NRCC
Monitoring	Steady State
FEMA REGIONS	
Watch	RRCC
Monitoring I	Rostered
Monitoring II	Rostered
Monitoring III	Rostered
Monitoring IV	Rostered
Monitoring V	Rostered
Monitoring VI	Rostered
Monitoring VII	Rostered
Monitoring VIII	Rostered
Monitoring IX	Rostered
Monitoring X	Rostered
Notes:	
NRCC/RWCs/RRCCs: • NSTR	State EOCs: • HI/TX: Wildfires • AL/FL/KY/NC/OK/ TN: Severe Weather • FL/NC: Previous Incidents • OR: Flooding • AK: Ice Jams • ND: Fire Weather
Volunteer Force	
Rostered 7,985	Deployed 4 (+3)
Surge Capacity Force	
Rostered 8,556 (-1)	Deployed 0

N-IMATs	
2-5 Teams Available	
Red	
White	
Blue	
Gold	
HS	DC (Jan 28)
R-IMATs	
≥ 7 Teams Available	
I	3 / VT (Jan 6)
II	
III	
IV-1	TN (Apr 4)
IV-2	KY (Feb 16)
V	1
VI-1	2
VI-2	
VII	
VIII	KY (Apr 6)
IX-1	CA (Jan 8)
IX-2	CA (Mar 6)
X	
Fully Mission Capable (FMC)	
Partially Mission Capable (PMC)	
Not Mission Capable (NMC)	
Deployed	

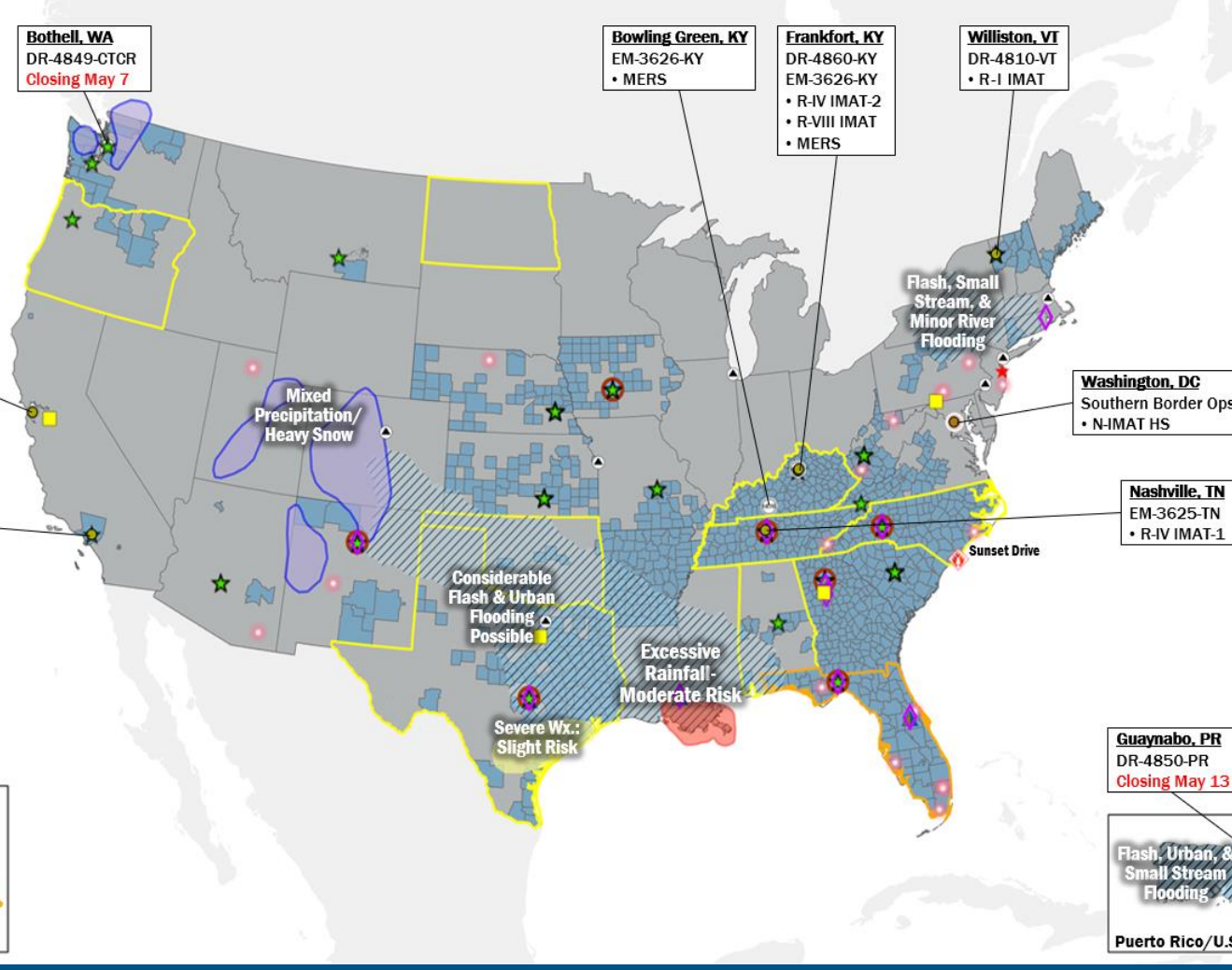
REGIONAL BREAKDOWN				
	JFO	DR	EM	JRO
I	3	7	0	0
II	1	1	0	2
III	2	8	1	0
IV	7	26	9	1
V	0	0	0	0
VI	2	6	1	3
VII	4	14	0	0
VIII	1	1	0	0
IX	2	5	0	0
X	4	8	0	0



**Bothell, WA**  
DR-4849-CTCR  
Closing May 7

**Oakland, CA**  
DR-4482-CA  
• R-IX IMAT-2

**Pasadena, CA**  
DR-4856-CA  
• R-IX IMAT-1



**Legend**

- FMAG
- FEMA HQ
- Regional Offices
- Joint Field Offices
- Joint Recovery Offices
- Direct Housing Mission
- Active RSF Missions
- Pre-Positioned Sites
- Federal Staging Area
- Incident Support Base
- Distribution Center
- Temporary Housing/Storage Area/Site
- Large Fires
- Staging Management Team

**State Activation**

- Full
- Partial
- Monitoring
- Declared Counties

## IM Workforce

13,598 (-514) Assigned  
5,491 (+575) Unavailable  
6,056 (-803) Deployed  
  
15% / 2,051 (-286) Available

## IM Cadre Availability

19 Cadres ≤ 25% Availability

Alternative Dispute Resolution: 25% (8/32); Civil Rights: 12% (19/158); Disaster Field Training Operations: 20% (17/84); Disability Integration: 24% (8/33); External Affairs: 7% (27/379); Environmental Planning and Historic Preservation: 8% (68/850); Field Leadership: 10% (15/144); Financial Management: 16% (37/229); Hazard Mitigation: 8% (101/1,208); Human Resources: 18% (31/174); Individual Assistance: 16% (396/2,527); Interagency Recovery Coordination: 21% (65/308); Information Technology: 11% (77/703); Logistics: 14% (231/1,615); Operations: 7% (25/361); Public Assistance: 9% (222/2,228); Planning: 8% (35/452); Safety: 12% (11/96); Security: 15% (19/131)

## MERS

≥ 66%

36 Assigned  
3 Unavailable  
1 Deployed  
  
32 Available

## US&R

≥ 66%

28 Assigned  
4 Unavailable  
0 Deployed  
  
24 Available

## FCO

3 Type I

49 Assigned  
4 Unavailable  
40 (24 FCOR) Deployed  
  
5 Available

# Joint Preliminary Damage Assessments

Region	State / Location	Incident	IA	Number of Counties		Start - End
			PA	Requested	Complete	
IV	MS	Tornadoes, Thunderstorms, and Flash Flooding Apr 2-6	IA	6	6	4/23 - 4/25
			PA	10	8	4/30 - TBD
	AL	Straight-line Winds, Lightning, Flooding, Hail, and Tornadoes Apr 6-7	IA	0	0	N/A
			PA	5	5 (+2)	4/30 - 5/6
V	MI	Ice Storm Mar 28	IA	12	12	4/21 - 4/25
			PA	16	0	4/28 - TBD



FEMA

# Declaration Requests in Process – 15

State / Tribe / Territory – Incident Description	Type	IA	PA	HM	Requested
KY – Severe Winter Storms and Snowstorms	DR		X	X	Jan 30
OK – Wildfires and Straight-line Winds	DR	X		X	Mar 21
HI – Flooding	DR		X	X	Mar 27
MS – Severe Storms, Straight-line Winds, Tornadoes, and Flooding	DR	X	X	X	Apr 1
MO – Severe Storms, Straight-line Winds, Tornadoes, and Wildfires	DR	X	X	X	Apr 2
MI – Severe Winter Storm	EM		X		Apr 11
NE – Severe Winter Storm and Straight-line Winds	DR		X	X	Apr 14
KS – Severe Winter Storm, Straight-line Winds, Flooding, and Wildfire	DR		X	X	Apr 14
IA – Severe Winter Storm	DR		X	X	Apr 15
TX – Severe Weather and Flooding	DR	X	X	X	Apr 17
TN – Severe Storms, Straight-line Winds, Tornadoes, and Flooding	DR	X	X	X	Apr 17
AR – Severe Storms and Tornadoes (Appeal)	DR	X	X	X	Apr 18
Muscogee (Creek) Nation – Severe Winter Storm	DR		X	X	Apr 21
MO – Severe Storms, Straight-line Winds, Tornadoes, and Flooding	DR	X	X	X	Apr 30
AR – Severe Storms, Tornadoes, and Flooding	DR	X	X	X	May 3



**FEMA**



# FEMA

Helping people before, during, and after disasters.



*Scan to subscribe to this briefing.*