

FEMA National Watch Center

Daily Operations Briefing

Saturday, May 6, 2023

8:30 a.m. ET



FEMA

National Current Ops / Monitoring

New Significant Incidents / Ongoing Ops

- No new significant incidents / operations

Hazard Monitoring

- Severe Thunderstorms possible – Southern Plains to the Middle Mississippi Valley
- Critical Fire Weather possible – Southwest to the Central Rockies
- Mixed Precipitation – California and the Pacific Northwest to the Central Rockies

Disaster Declaration Activity

- Major Disaster Declaration approval – Alabama

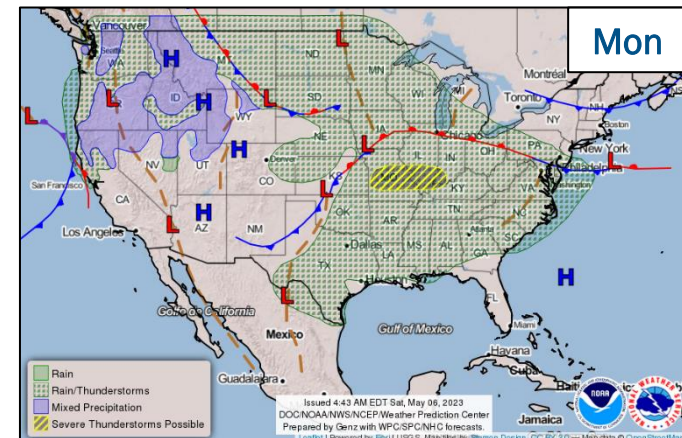
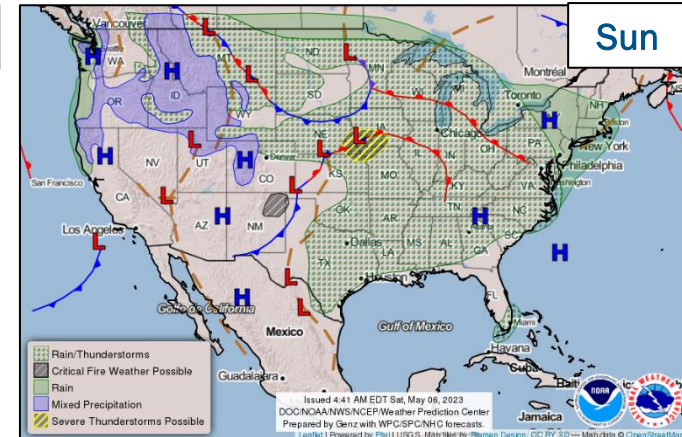
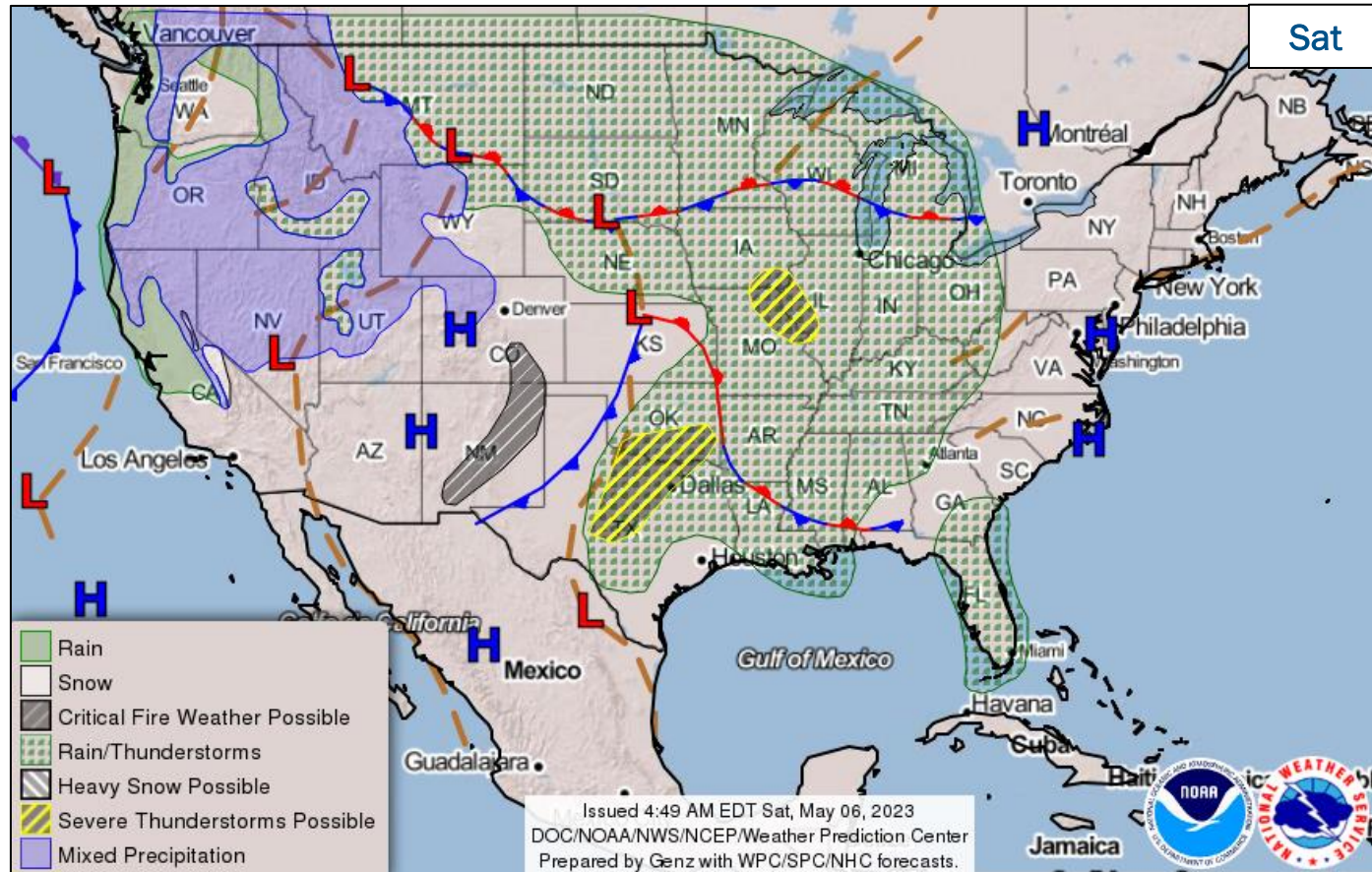
Event Monitoring

- No significant events



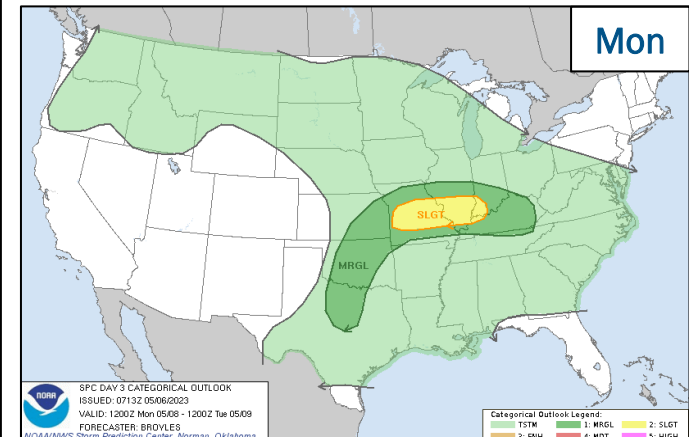
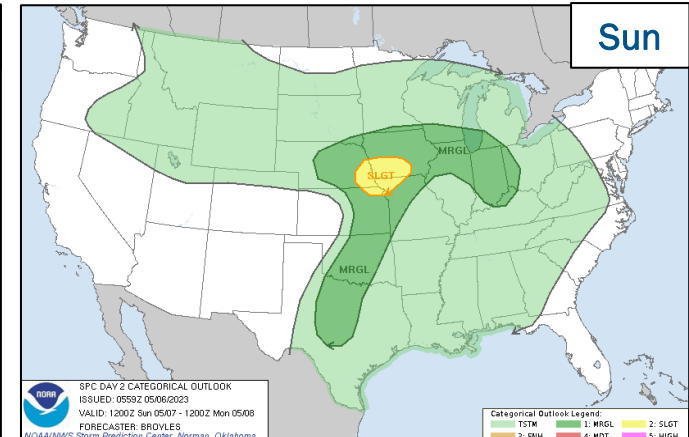
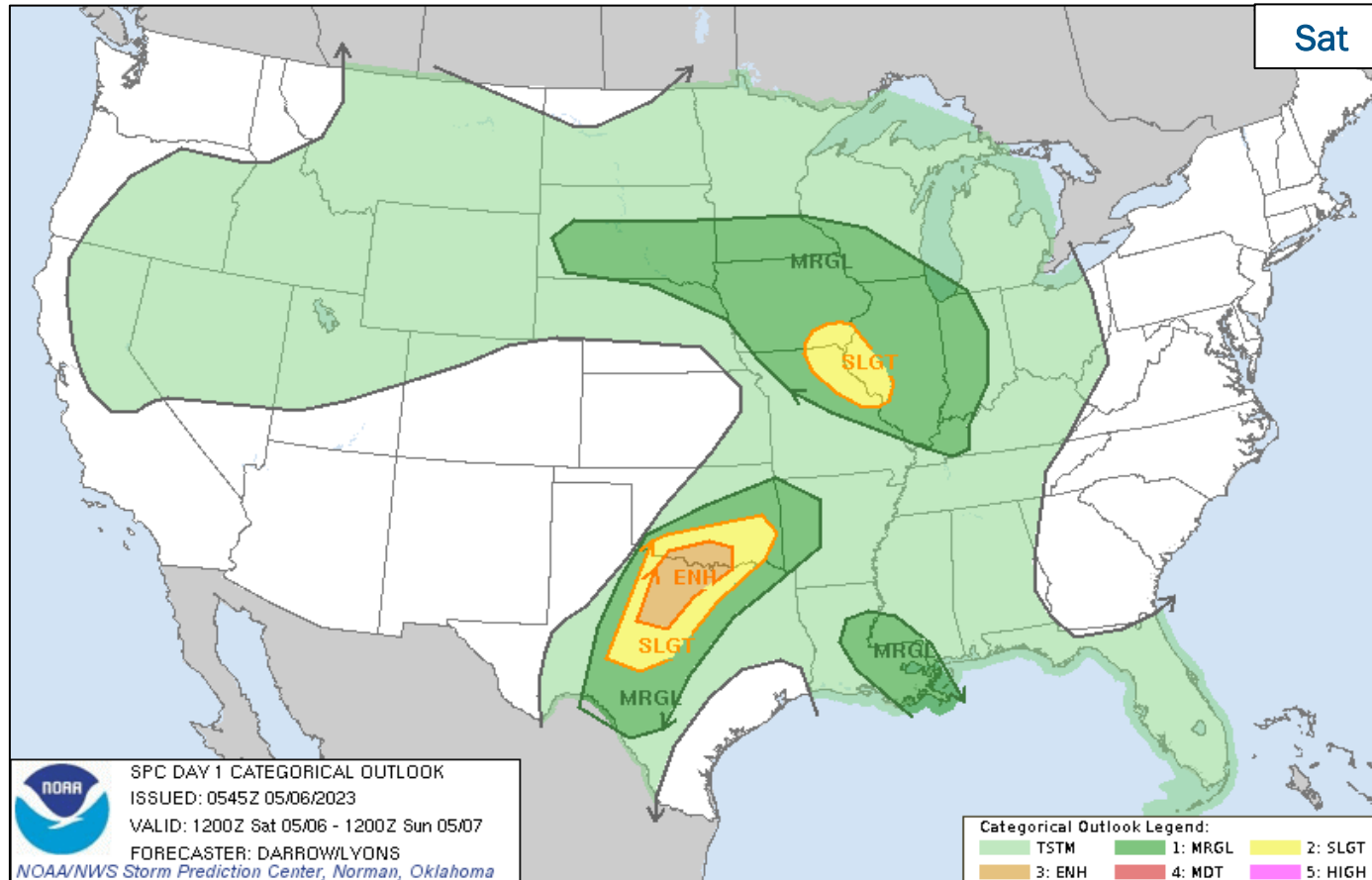
FEMA

National Weather Forecast



FEMA

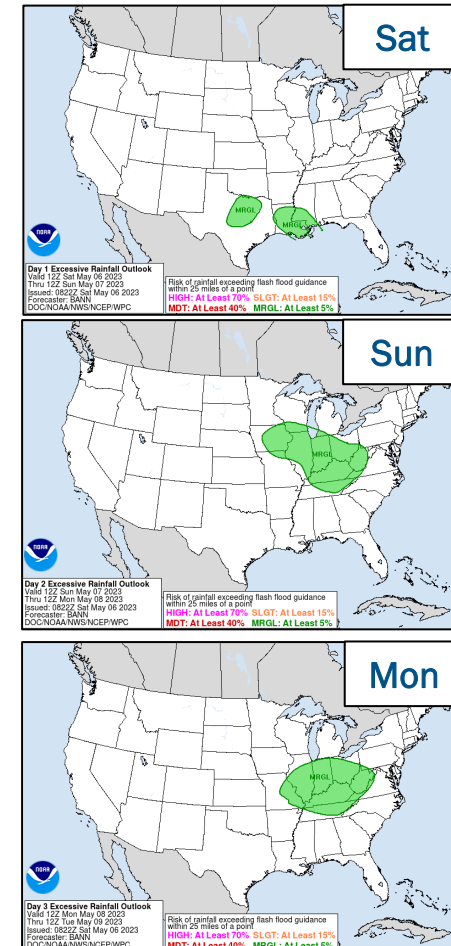
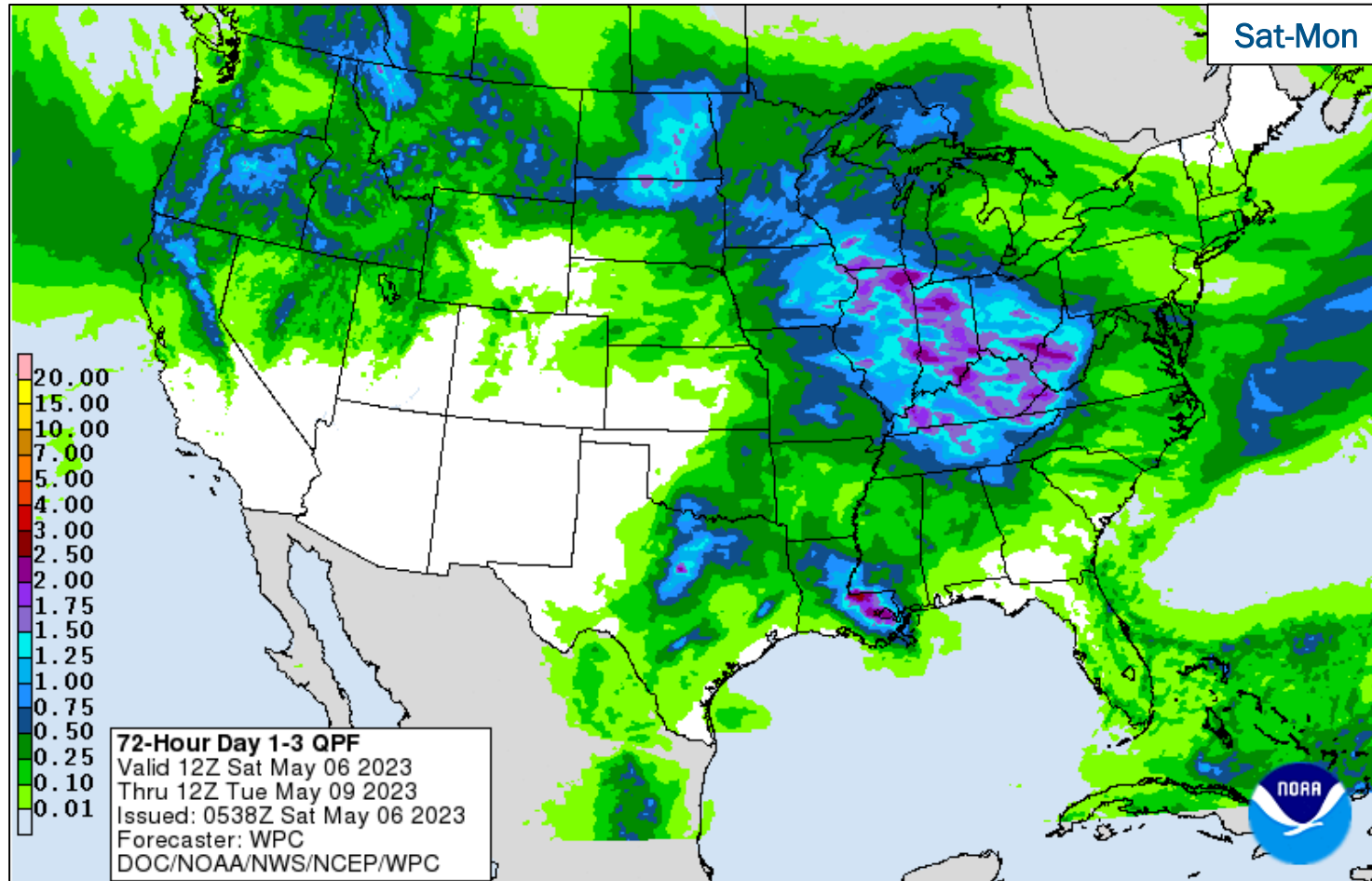
Severe Weather Outlook



FEMA

National Watch Center

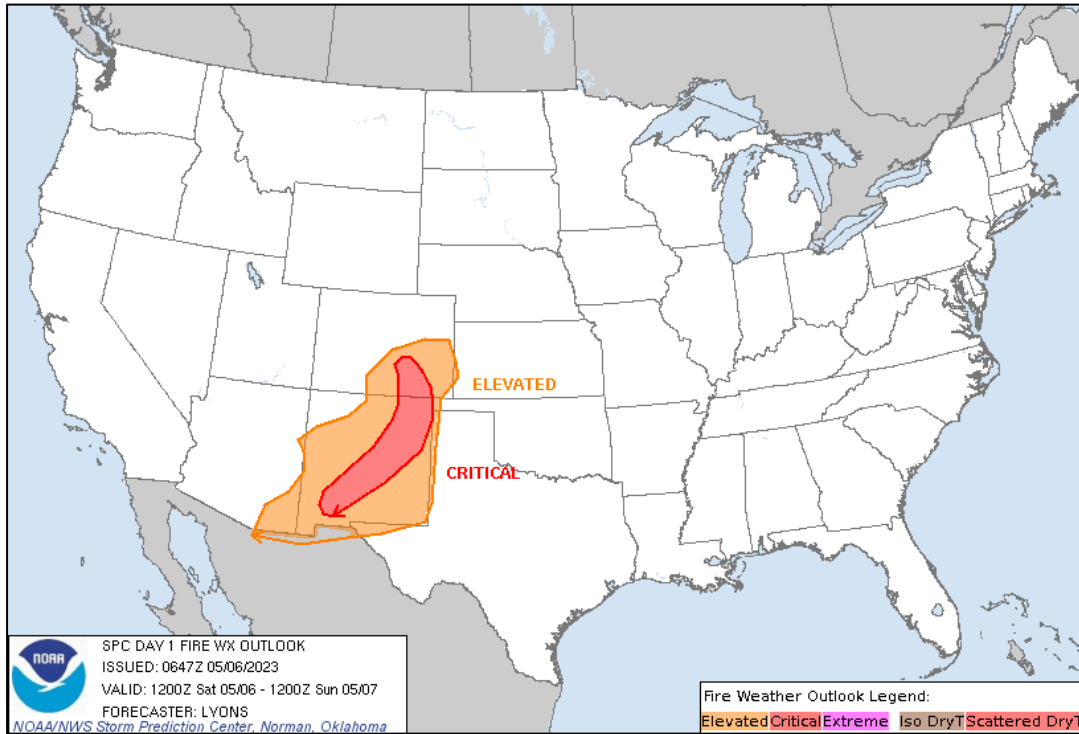
Precipitation & Excessive Rainfall



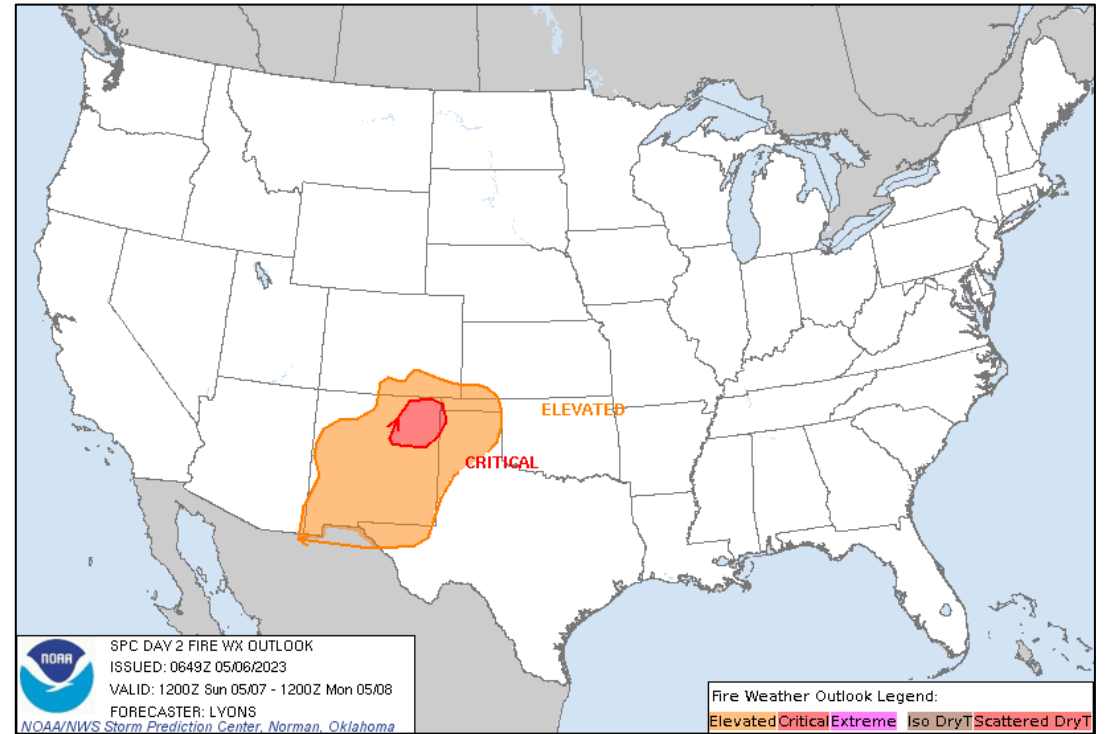
FEMA

National Watch Center

Fire Weather Outlook



Today



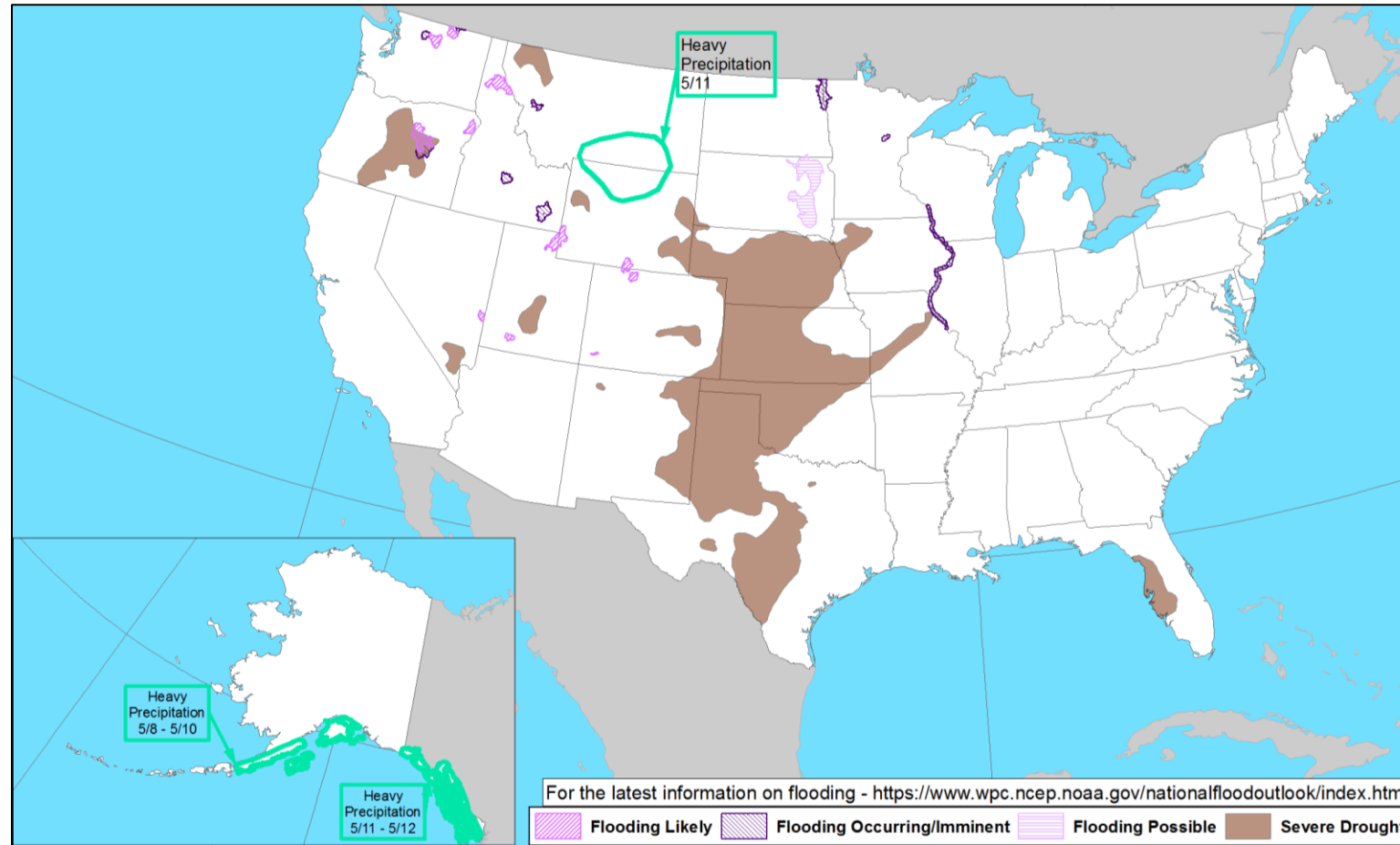
Tomorrow



FEMA

National Watch Center

Hazards Outlook – May 8-12

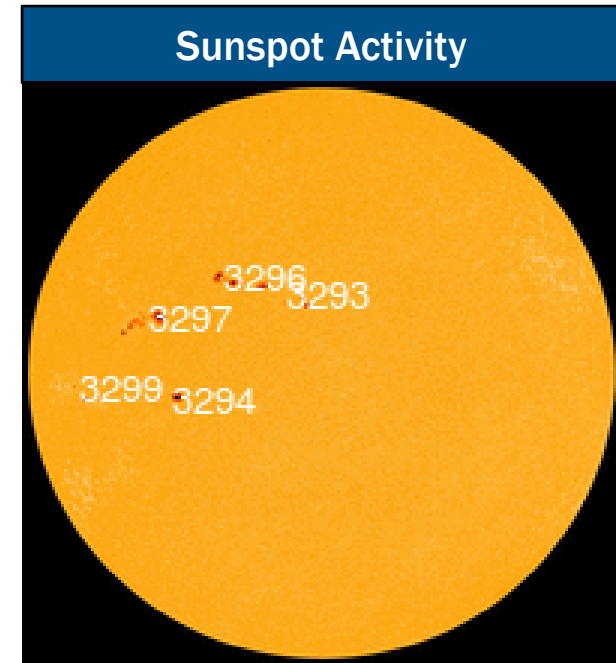
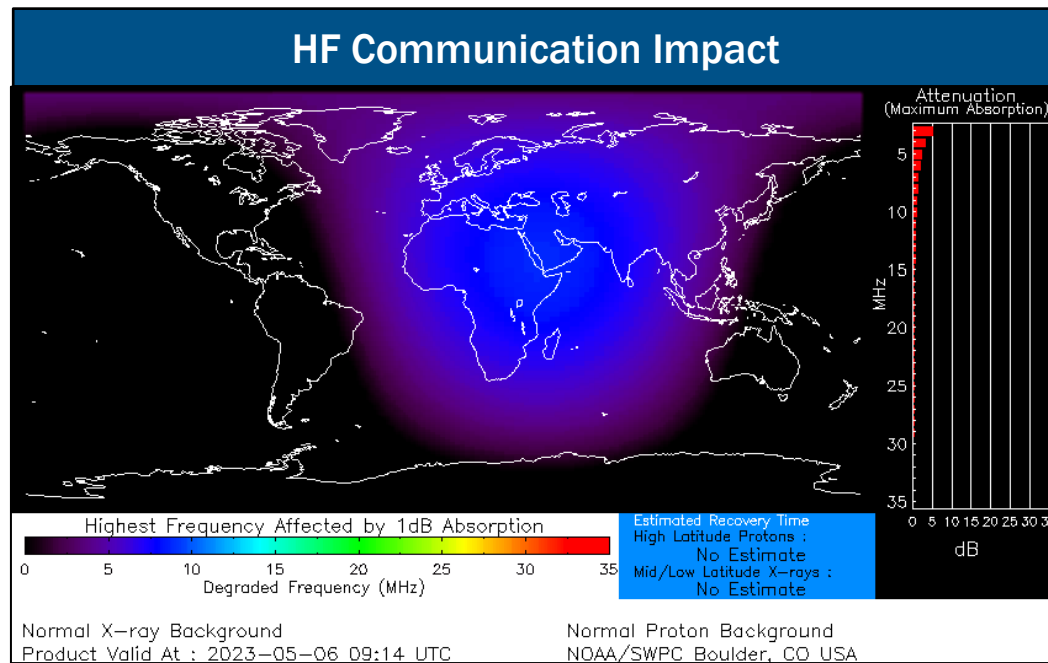


FEMA

Space Weather Outlook

	Space Weather Activity	Geomagnetic Storms	Solar Radiation	Radio Blackouts
Past 24 Hours	Minor	None	None	R1
Next 24 Hours	Minor	None	None	R1

For further information on NOAA Space Weather Scales refer to: <http://www.swpc.noaa.gov/noaa-scales-explanation>
 For further information on Sunspot Activity refer to: <https://www.swpc.noaa.gov/phenomena/sunspotssolar-cycle>



FEMA

FEMA Common Operating Picture

10 + 7 Joint Field Offices Virtual Joint Field Offices Supporting
61 + 4 Major Disasters Emergency Declarations
9 Direct Housing Missions
12 RSF-Supported Disasters

Saturday
 May 6, 2023
 8:30 a.m. ET

FEMA HQ	
NWC	NRCC
Monitoring	Rostered
FEMA REGIONS	
Watch	RRCC
Monitoring	I Rostered
Monitoring	II Rostered
Monitoring	III Rostered
Monitoring	IV Rostered
Monitoring	V Rostered
Monitoring	VI Rostered
Enhanced	VIII Rostered
Monitoring	IX Rostered
Monitoring	X Rostered
Notes:	
RWC/RRCC: • RVIII RWC: Day shift (Flooding)	State EOCs: • AL/IL/MS/: Severe Weather • FL: TC Ian • CA/IA/MT/MN/NV/UT: Flooding • TX/UT: Ongoing Operations • CO: Avian Influenza, Public Health Support, and Suncor Refinery • AZ/CO: SW Border Coordination • WY: Winter Weather • CA/DC/MD/WV: COVID Support • KY: Kentucky Derby
Surge Capacity Force	
Rostered 7,317	Deployed 0

REGIONAL BREAKDOWN			
	JFO/VJFO	DR	EM
I	1/0	6	0
II	1/2	4	1
III	1/0	3	0
IV	4/1	14	2
V	0/0	1	0
VI	2/1	6	0
VII	0/0	0	0
VIII	0/1	5	0
IX	0/1	12	1
X	1/1	10	0

Alaska

Northern Mariana Islands

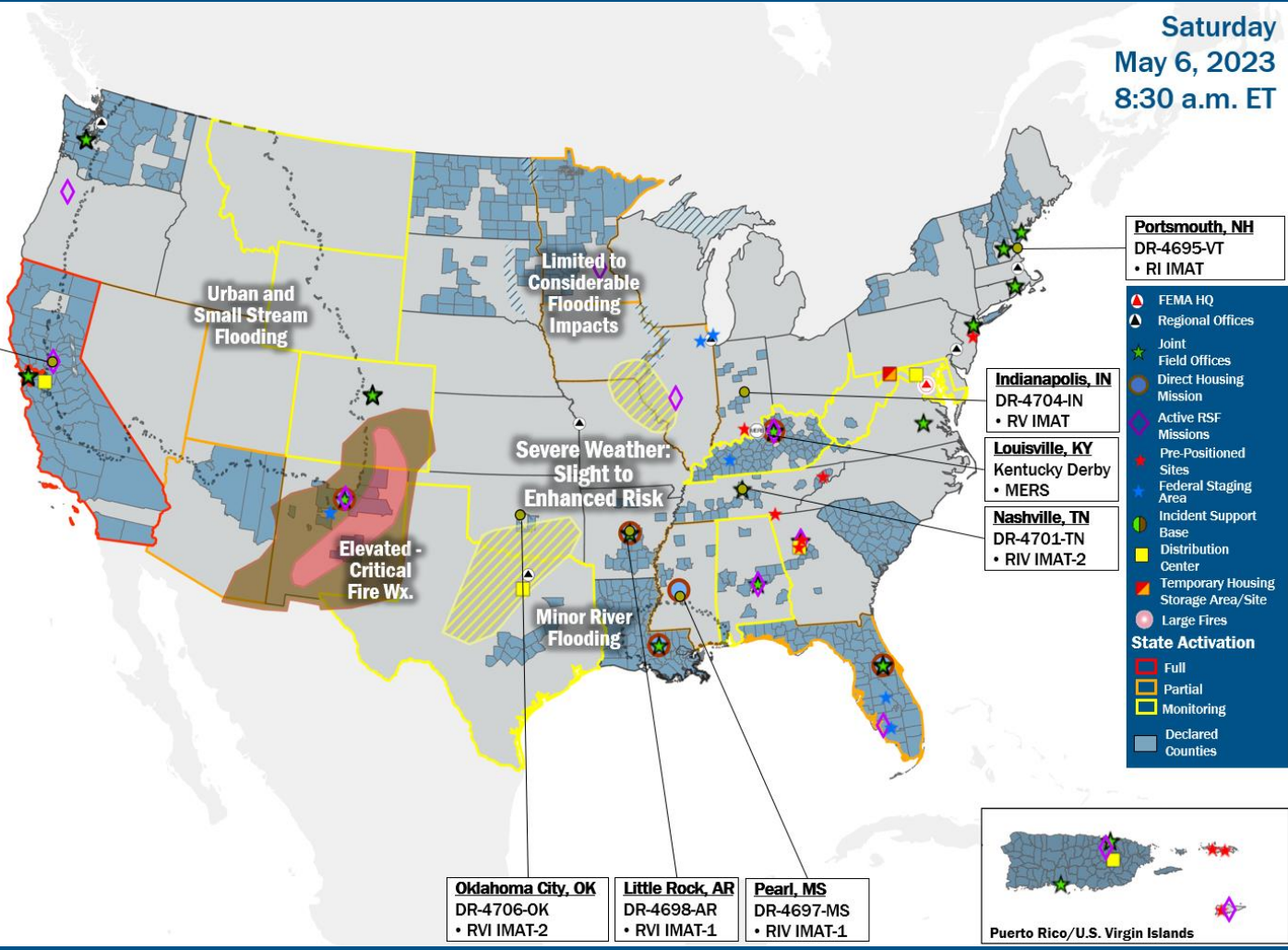
Guam

American Samoa

Sacramento, CA
 DR-4683-CA
 • RIX IMAT-2

Pago Pago, AS
 A.S. Cache Maintenance
 • MERS

Hawaii



Portsmouth, NH
 DR-4695-VT
 • RI IMAT

Indianapolis, IN
 DR-4704-IN
 • RV IMAT

Louisville, KY
 Kentucky Derby
 • MERS

Nashville, TN
 DR-4701-TN
 • RIV IMAT-2

Oklahoma City, OK
 DR-4706-OK
 • RVI IMAT-2

Little Rock, AR
 DR-4698-AR
 • RVI IMAT-1

Pearl, MS
 DR-4697-MS
 • RIV IMAT-1

Puerto Rico/U.S. Virgin Islands

State Activation

- Full
- Partial
- Monitoring
- Declared Counties

IM Workforce

13,418 (-1) Assigned
 4,315 (-21) Unavailable
 5,933 (-20) Deployed

24% (+1) / 3,170 (+40) Available

IM Cadre Availability ≤ 25% Availability

Civil Rights: 19% (25/134); Disaster Field Training Operations: 25% (23/92); Disability Integration: 0% (0/58); External Affairs: 23% (114/498); Environmental Planning and Historic Preservation: 14% (118/827); Field Leadership: 12% (16/137); Hazard Mitigation: 12% (153/1,227); Human Resources: 15% (24/164); Interagency Recovery Coordination: 17% (51/304); Information Technology: 21% (129/616); Logistics: 23% (334/1,466); Operations: 12% (43/349); Public Assistance: 10% (208/2,187); Planning: 11% (49/449); Safety: 4% (3/80); Security: 14% (20/143)

MERS

≥ 66%

36 Assigned
 0 Unavailable
 0 Deployed

36 Available

US&R

≥ 66%

28 Assigned
 2 Unavailable
 0 Deployed

26 Available

FCO

≤ 1 Type I

48 Assigned
 6 Unavailable
 36 (26 FCOR) Deployed

6 Available

Joint Preliminary Damage Assessments

Region	State / Location	Incident	IA	Number of Counties		Start - End
			PA	Requested	Complete	
I	NH	Snow Storm Mar 13-15	IA	0	0	N/A
			PA	3	0	4/10 - TBD
II	NY	Severe Winter Storm Dec 23-25	IA	0	0	N/A
			PA	7	5	1/24 - TBD
V	IN	Flooding, Severe Storms, Straight-line Winds, and Tornadoes Mar 31 - Apr 1	IA	0	0	N/A
			PA	9	0	5/8 - TBD
VI	TX	Winter Storm Jan 29 and continuing	IA	0	0	N/A
			PA	29	22 (+1)	3/6 - TBD
IX	Trinidad Rancheria	Severe Weather Mar 18 and continuing	IA	0	0	N/A
			PA	1	0	5/2 - TBD



FEMA

Declaration Approved – Alabama

Declaration Type: Major Disaster Declaration – FEMA-4710-DR-AL

Date Requested: Apr 25

Incident: Severe Storms, Straight-line Winds, and Tornadoes

Incident Period: Mar 24-27

Requested:

- **PA:** 10 counties
- **Hazard Mitigation:** Statewide

FCO: Kevin A. Wallace, Sr.



■ PA



FEMA

National Watch Center

Declaration Requests in Process – 7

State / Tribe / Territory – Incident Description	Type	IA	PA	HM	Requested
Choctaw Nation of Oklahoma – Tornadoes	DR		X	X	Jan 3
CA – Heat Dome and Wildfires (Appeal)	DR		X	X	Mar 5
ND – Severe Winter Storms	DR		X	X	Mar 21
KY – Severe Storms, Straight-line Winds, Flooding, Landslides, and Mudslides	DR		X	X	Mar 27
SBLI* – Severe Winter Storm and Flooding	DR		X	X	Apr 21
SBLI* – Severe Storm and Flooding	DR		X	X	Apr 21
AL – Severe Storm, Straight-line Winds, and Tornadoes (Approved)	DR	X	X	X	Apr 25
TN – Severe Storms, Straight-Line Winds, and Tornadoes	DR		X	X	Apr 27

*Soboba Band of Luiseño Indians



FEMA



FEMA

Helping people before, during, and after disasters.



Scan to subscribe to this briefing.