

FEMA National Watch Center

Daily Operations Briefing

Friday, May 5, 2023

8:30 a.m. ET



FEMA

National Current Ops / Monitoring

New Significant Incidents / Ongoing Ops

- No new significant incidents / operations

Hazard Monitoring

- Mixed Precipitation – California, Central Great Basin to Central Rockies, and Northeast
- Severe Thunderstorms – Central / Southern Plains
- Critical Fire Weather Possible – Southern Rockies

Disaster Declaration Activity

- No new declaration activity

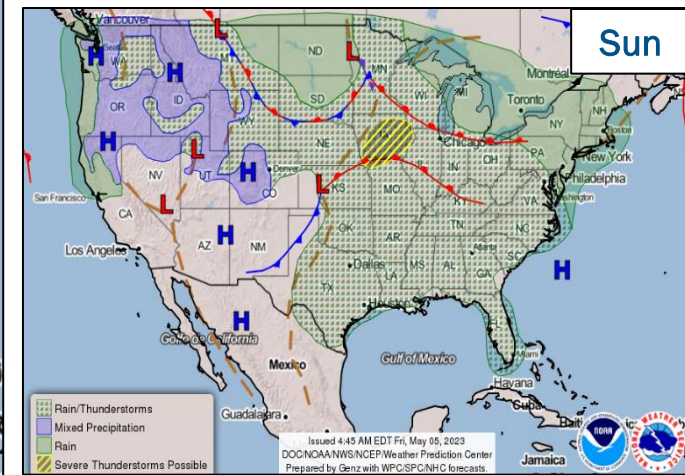
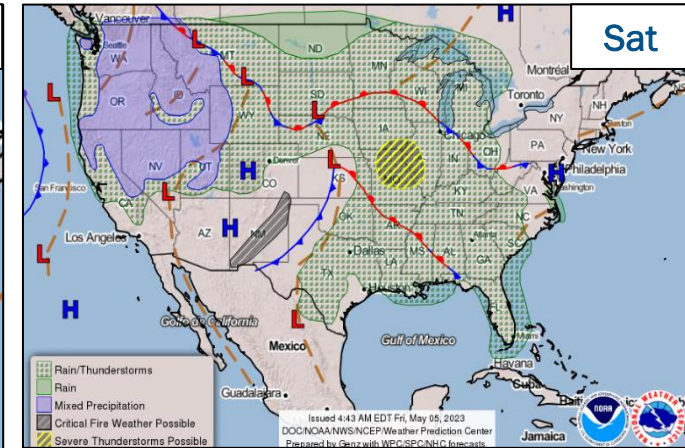
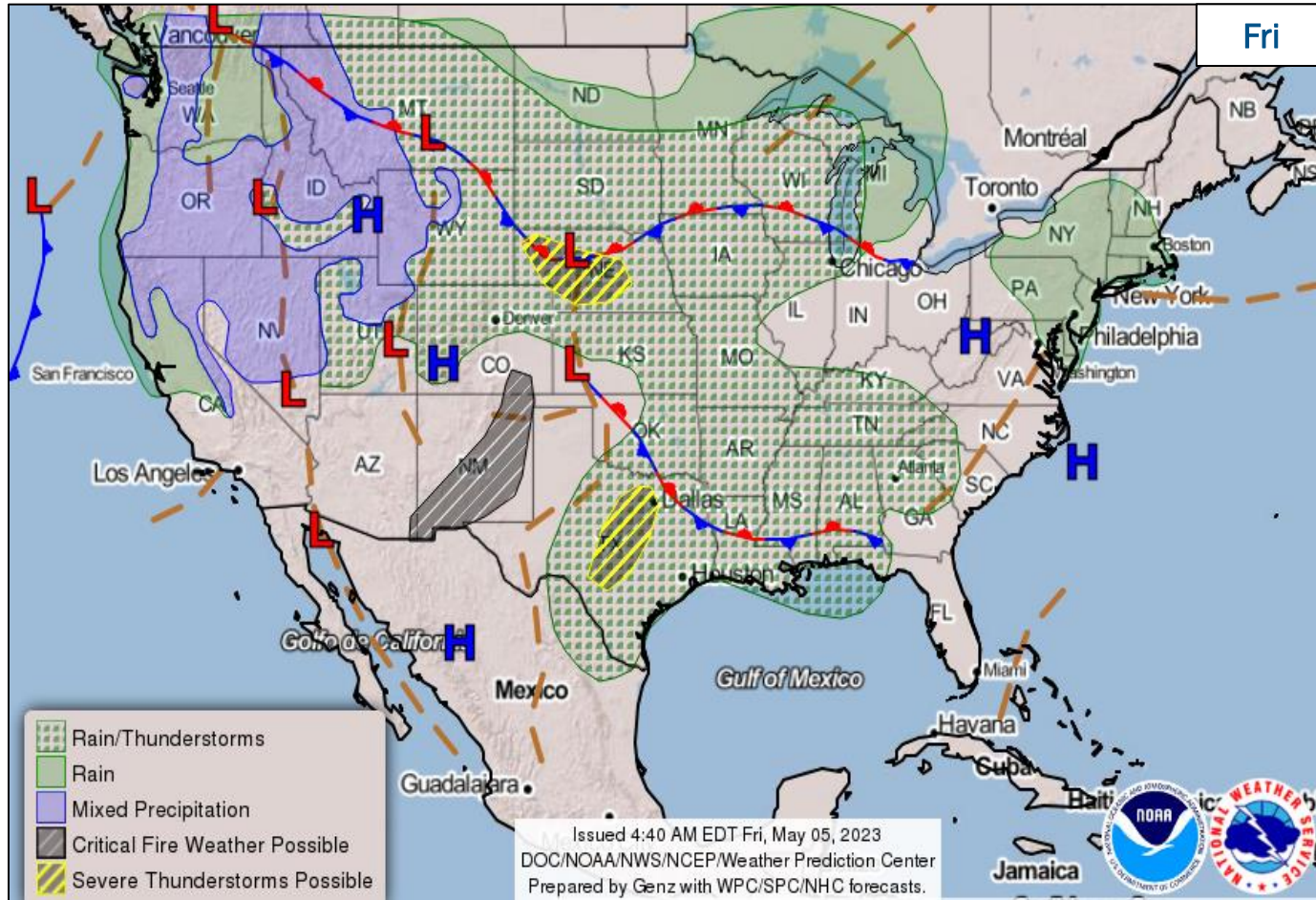
Event Monitoring

- No significant events



FEMA

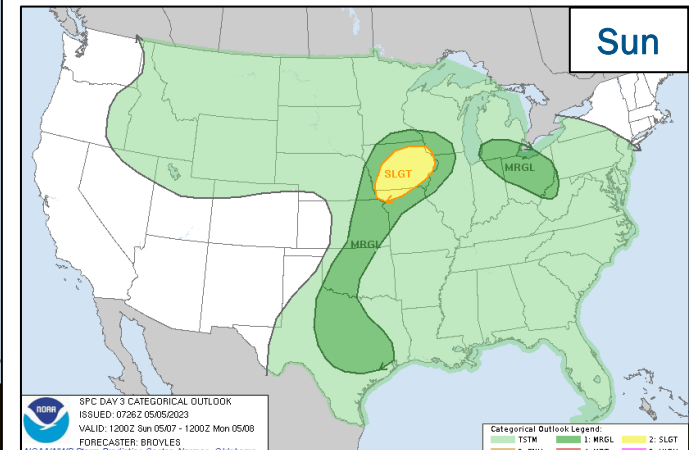
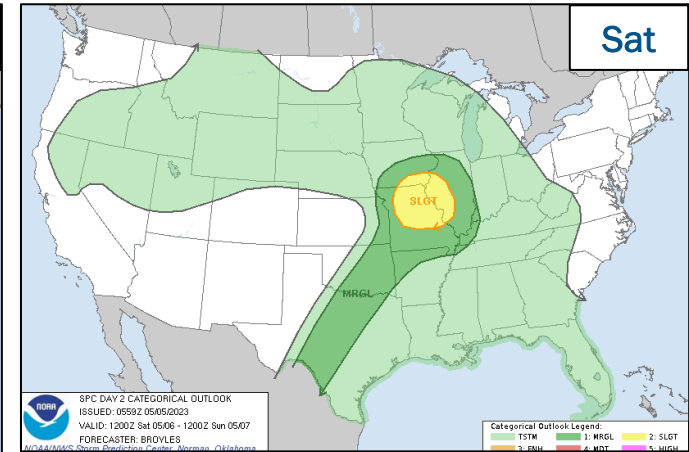
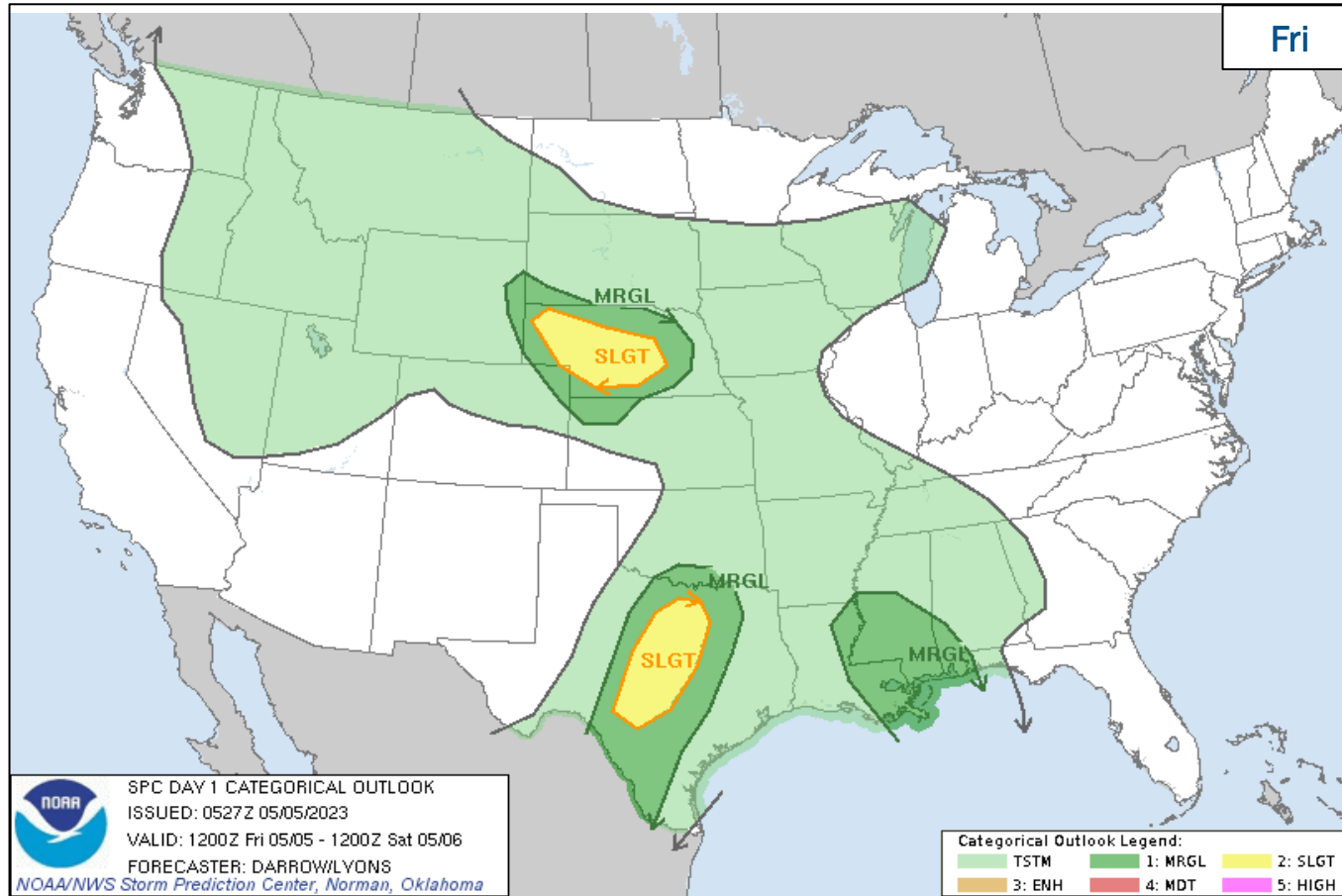
National Weather Forecast



FEMA

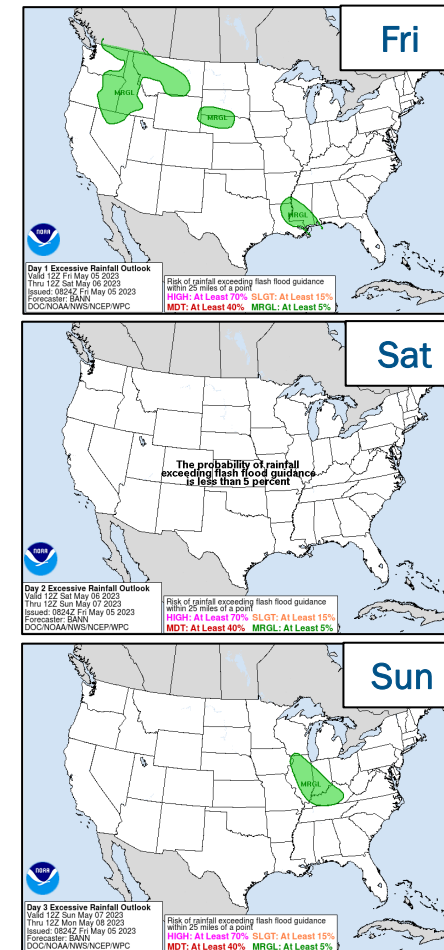
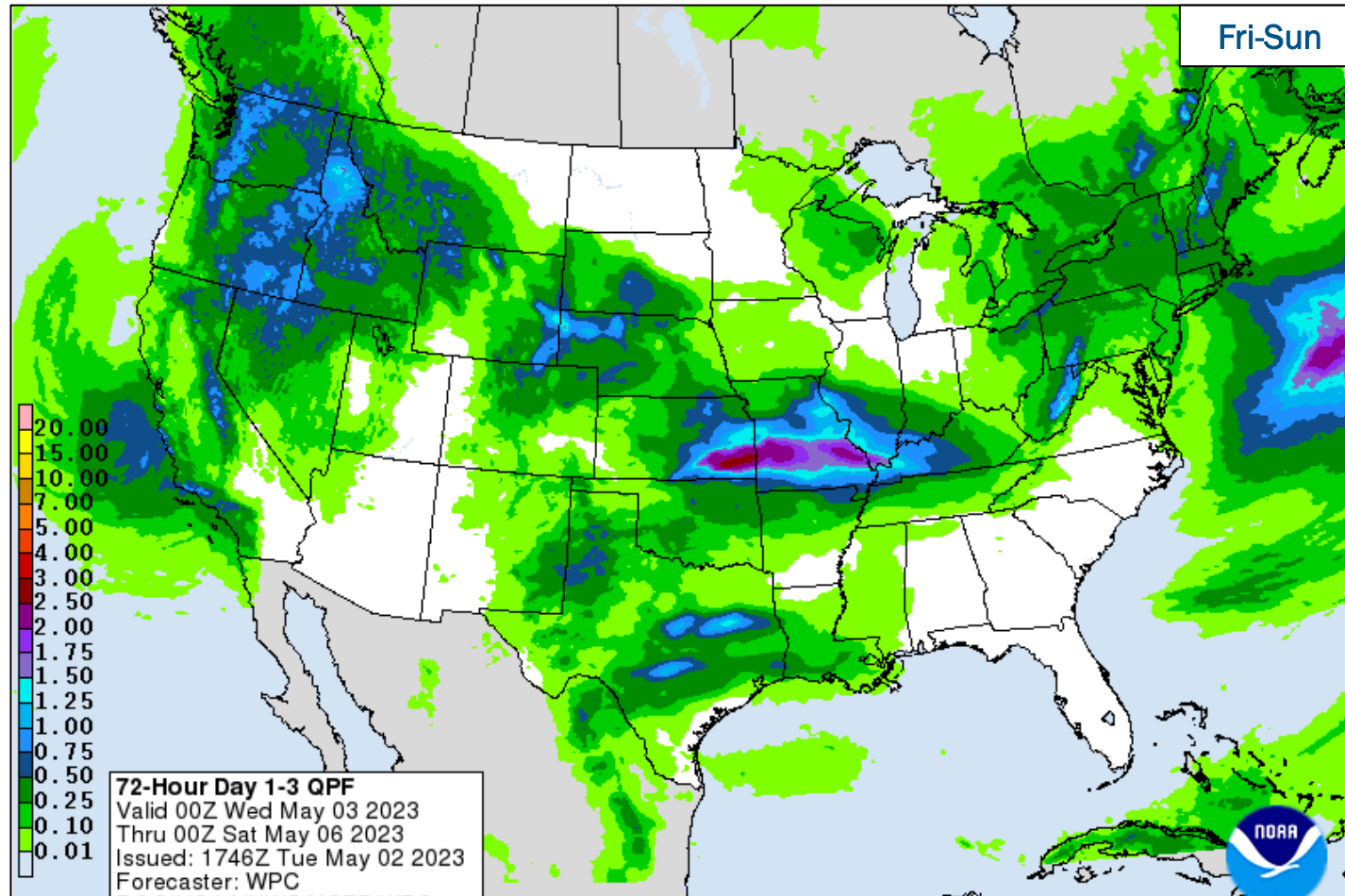
National Watch Center

Severe Weather Outlook



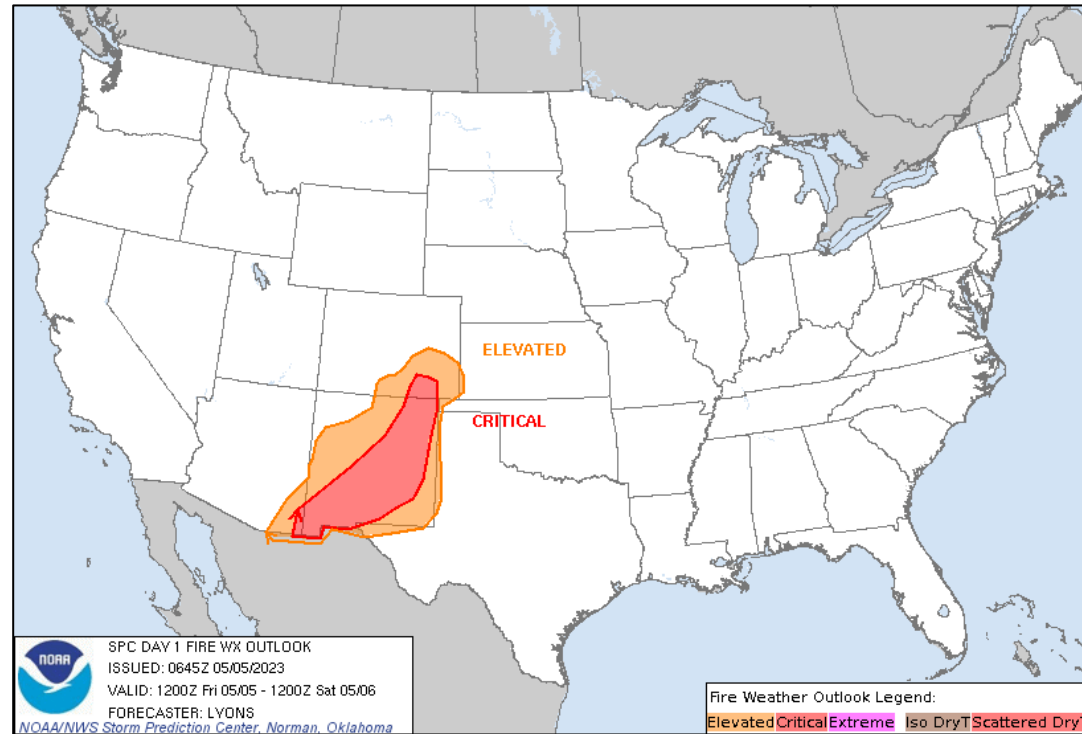
FEMA

Precipitation & Excessive Rainfall

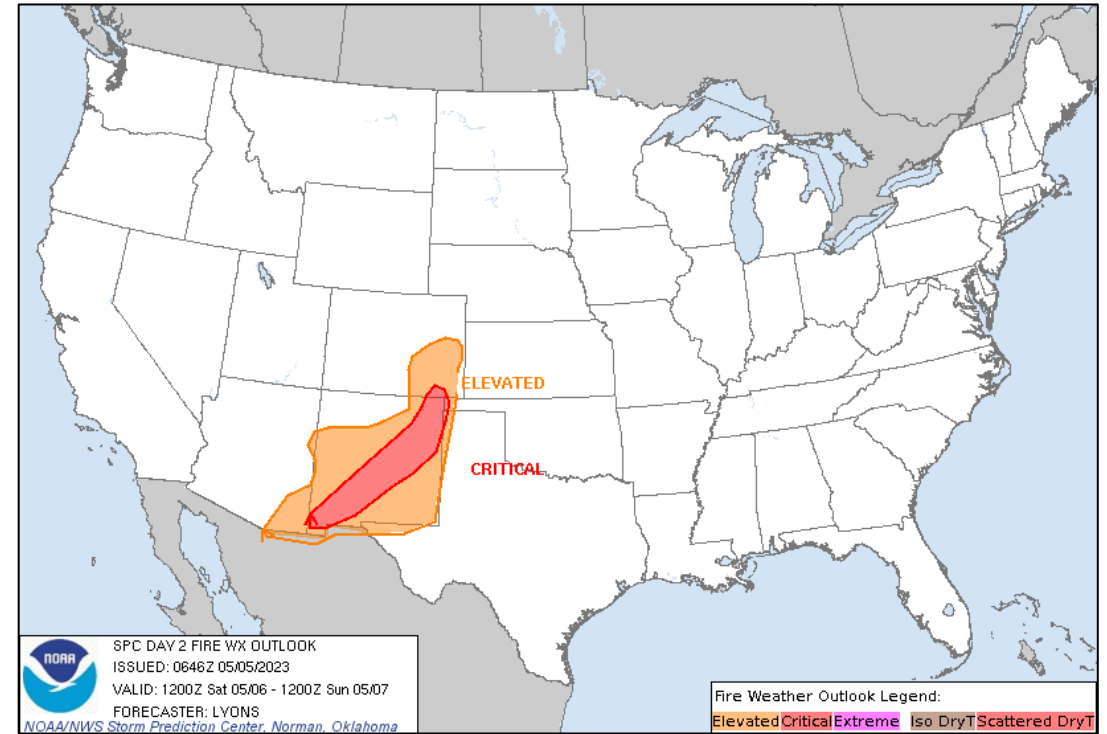


FEMA

Fire Weather Outlook



Today



Tomorrow




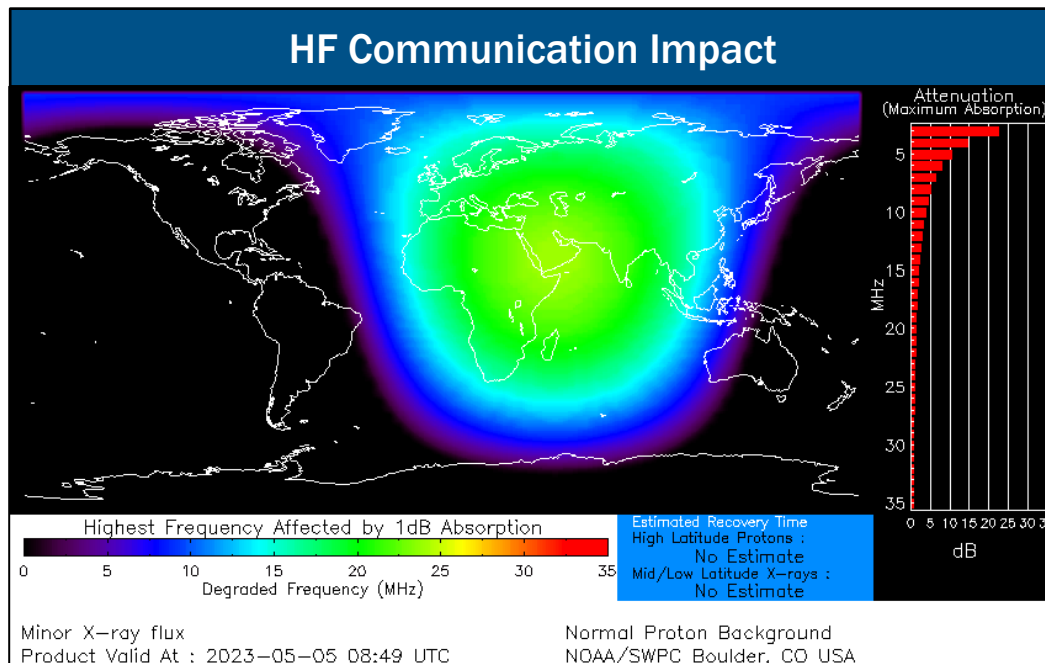
FEMA

National Watch Center

Space Weather Outlook

	Space Weather Activity	Geomagnetic Storms	Solar Radiation	Radio Blackouts
Past 24 Hours	Minor	None	None	R1
Next 24 Hours	Minor	None	None	R1

For further information on NOAA Space Weather Scales refer to: <http://www.swpc.noaa.gov/noaa-scales-explanation>
 For further information on Sunspot Activity refer to: <https://www.swpc.noaa.gov/phenomena/sunspotssolar-cycle>



FEMA

FEMA Common Operating Picture

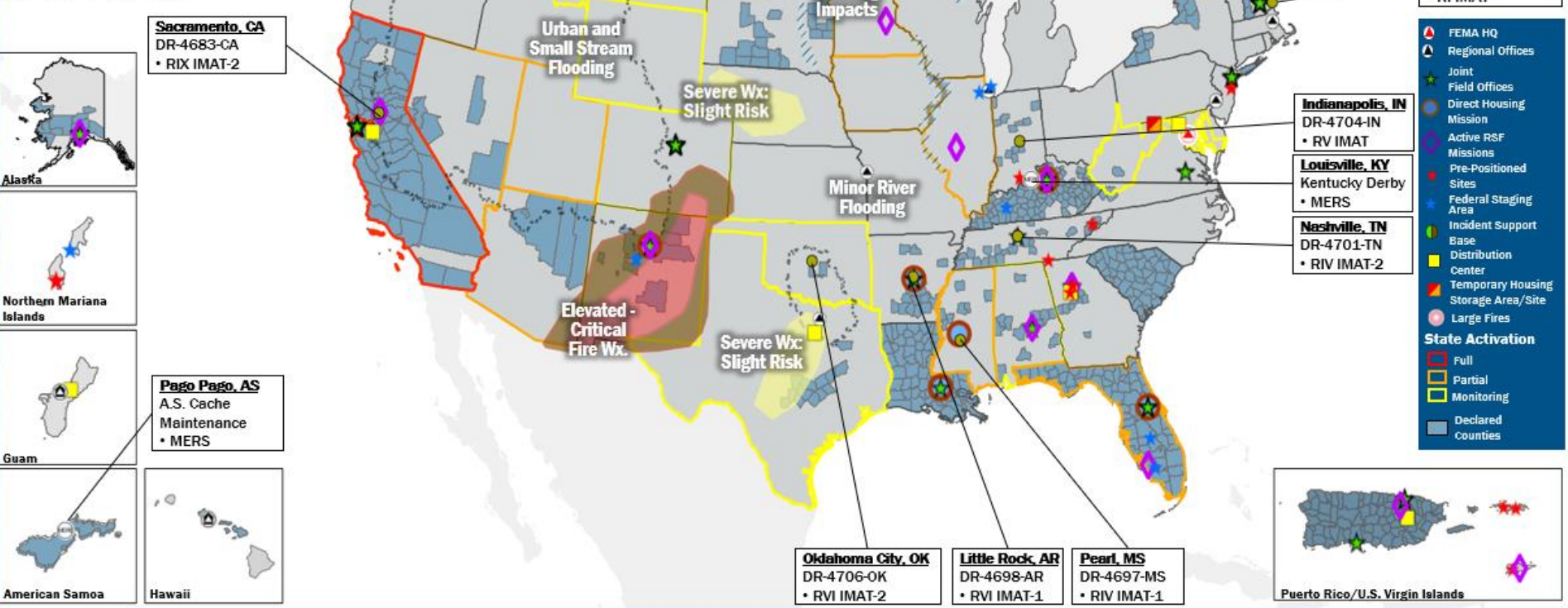
10 + **7** + **60** + **4** + **9** + **12**
 Joint Field Offices | Virtual Joint Field Offices | Supporting | Major Disasters | Emergency Declarations | Direct Housing Missions | RSF-Supported Disasters

Friday
 May 5, 2023
 8:30 a.m. ET

FEMA HQ	
NWC	NRCC
Monitoring	Rostered
FEMA REGIONS	
Watch	RRCC
Monitoring	I Rostered
Monitoring	II Rostered
Monitoring	III Rostered
Monitoring	IV Rostered
Monitoring	V Rostered
Monitoring	VI Rostered
Enhanced	VIII Rostered
Monitoring	IX Rostered
Monitoring	X Rostered
Notes:	
RWC/RRCC: • RVIII RWC: Day shift (Flooding)	State EOCs: • AL/IL/MS/OK: Severe Weather • FL: TC Ian • CA/IA/MT/MN/NV/UT: Flooding • TX/UT: Ongoing Operations • CO: Avian Influenza, Public Health Support, and Suncor Refinery • AZ/CO: SW Border Coordination • WY: Winter Weather • CA/DC/MD/WV: COVID Support
Surge Capacity Force	
Rostered 7,317	Deployed 0

N-IMATs	
2-4 Teams Available	
Red	
White	
Blue	
Gold	
R-IMATs	
4-6 Teams Available	
I	NH
II	Personnel
III	2
IV-1	MS
IV-2	TN
V	IN
VI-1	AR
VI-2	OK
VII	Training/Exercise
VIII	
IX-1	Reconstituting/Exercise
IX-2	CA
X	1

REGIONAL BREAKDOWN			
	JFO/VJFO	DR	EM
I	1/0	6	0
II	1/2	4	1
III	1/0	3	0
IV	4/1	13	2
V	0/0	1	0
VI	2/1	6	0
VII	0/0	0	0
VIII	0/1	5	0
IX	0/1	12	1
X	1/1	10	0



IM Workforce

13,415 (-5) Assigned
 4,466 (-152) Unavailable
 5,958 (+25) Deployed

23% / 3,143 (+122) Available

IM Cadre Availability ≤ 25% Availability

Civil Rights: 14% (19/134); Disaster Field Training Operations: 25% (23/92); Disability Integration: 0% (0/58); External Affairs: 22% (111/498); Environmental Planning and Historic Preservation: 14% (114/828); Field Leadership: 11% (15/137); Hazard Mitigation: 12% (146/1,220); Human Resources: 15% (24/164); Interagency Recovery Coordination: 16% (50/304); Information Technology: 21% (131/616); Logistics: 23% (340/1,466); Operations: 12% (43/348); Public Assistance: 10% (228/2,187); Planning: 12% (54/448); Safety: 4% (3/80); Security: 15% (21/143)

MERS

≥ 66%

36 Assigned
 0 Unavailable
 0 Deployed

36 Available

US&R

≥ 66%

28 Assigned
 2 Unavailable
 0 Deployed

26 Available

FCO

≤ 1 Type I

48 Assigned
 6 Unavailable
 36 (26 FCOR) Deployed

6 Available

Joint Preliminary Damage Assessments

Region	State / Location	Incident	IA	Number of Counties		Start - End
			PA	Requested	Complete	
I	NH	Snow Storm Mar 13-15	IA	0	0	N/A
			PA	3	0	4/10 - TBD
II	NY	Severe Winter Storm Dec 23-25	IA	0	0	N/A
			PA	7	5	1/24 - TBD
V	IN	Flooding, Severe Storms, Straight-line Winds, and Tornadoes Mar 31 - Apr 1	IA	0	0	N/A
			PA	9	0	5/8 - TBD
VI	TX	Winter Storm Jan 29 and continuing	IA	0	0	N/A
			PA	29	21 (+3)	3/6 - TBD
IX	Trinidad Rancheria	Severe Weather Mar 18 and continuing	IA	0	0	N/A
			PA	1	0	5/2 - TBD



FEMA

Declaration Requests in Process – 9

State / Tribe / Territory – Incident Description	Type	IA	PA	HM	Requested
Choctaw Nation of Oklahoma – Tornadoes	DR		X	X	Jan 3
CA – Heat Dome and Wildfires (Appeal)	DR		X	X	Mar 5
ND – Severe Winter Storms	DR		X	X	Mar 21
KY – Severe Storms, Straight-line Winds, Flooding, Landslides, and Mudslides	DR		X	X	Mar 27
IL – Severe Storm, Straight-line Winds, and Tornadoes	EM		X		Apr 5
SBLI* – Severe Winter Storm and Flooding	DR		X	X	Apr 21
SBLI* – Severe Storm and Flooding	DR		X	X	Apr 21
AL – Severe Storm, Straight-line Winds, and Tornadoes	DR	X	X	X	Apr 25
TN – Severe Storms, Straight-Line Winds, and Tornadoes	DR		X	X	Apr 27

*Soboba Band of Luiseño Indians



FEMA



FEMA

Helping people before, during, and after disasters.



Scan to subscribe to this briefing.