

The Disaster Center is dedicated to the idea that disaster mitigation is cost effective and individuals pursuing their own interest are the greatest potential force for disaster reduction.

Please consider making a small donation to the Disaster Center



When disaster mitigation is cost effective, we are on the road to bringing disasters to an end.



# FEMA

## Daily Operations Briefing

Tuesday, May 5, 2020

8:30 a.m. ET

# National Current Operations & Monitoring



FEMA

## Significant Incidents or Threats:

- COVID-19
- Severe thunderstorms possible – Southern Appalachians

## Declaration Activity:

- 3 Amendments issued

# COVID-19 Update



**Situation:** FEMA, HHS, and federal partners are working with our state, local, tribal, and territorial governments to execute a whole-of-America response to the COVID-19 pandemic. The President released Guidelines for Opening American Up Again and the Federal Government is continuing to work with governors across the country to ensure they have the equipment, supplies, and testing resources they need to reopen safely and responsibly. The HHS Secretary issued a renewal of the January 31 COVID-19 Public Health Emergency Declaration for 90 days.

- FEMA NRCC remains at Level I in unified effort with HHS SOC; all FEMA RRCCs activated
- FEMA IMAT-A teams deployed to 27 states/territories; LNOs deployed to 37 states/territories
- 56 major disaster declarations approved; All State / Territory EOCs activated
- 48,196 (+595) FEMA, DOD, HHS, VA and CDC personnel deployed/activated in support of COVID-19 response
  - 3,155 (-6) FEMA Employees deployed in support of COVID-19 response
- Testing: 7,092,156 (+258,322) cumulative as of [May 4](#)

## Operational Task Forces

### Community Based Testing Sites (CBTS)

- 152,096 (+1,556) samples collected at CBTS locations since March 20
- 125,358 (+7,350) tests processed from Private-Partnership Testing Sites since April 5

### Supply Chain Stabilization

- Project Airbridge Activity: 118/135 flights complete; 17 flights scheduled

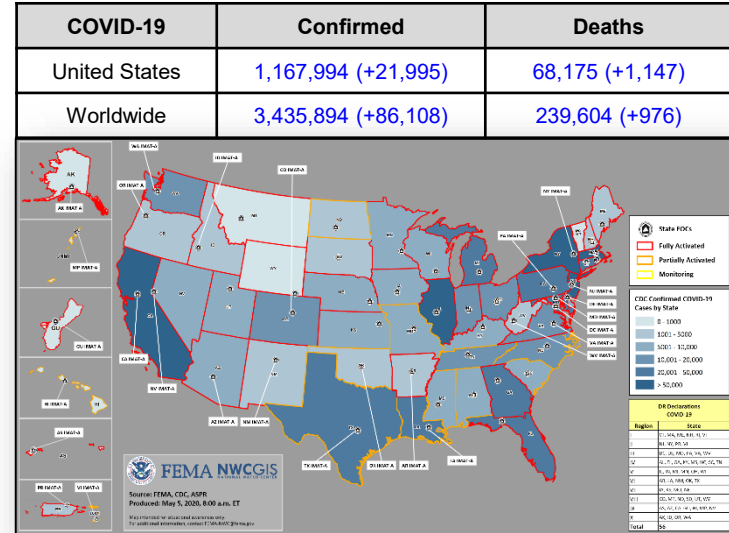
### Health and Medical Lifelines

#### Public Health

- Fatality Management: Red Cross is developing a pilot for a virtual Family Assistance Center for condolence and bereavement services for survivors and families who have lost loved ones to COVID-19; the pilot launches first in CT and RI
- Personal Protective Equipment
  - SC: Major medical provider and Charleston County Medical Society donated 300K PPE items to healthcare workers
  - CO/MT: Second N95 decontamination system (2) arrived; decontamination rates may be up to 80K masks per week if not limited by transport of masks to/from system
  - Medical Care: VT: State announcing restart plan for hospitals; resuming certain services and imaging that were previously restricted

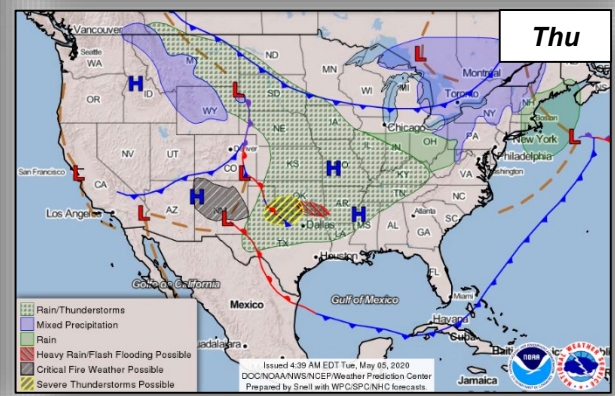
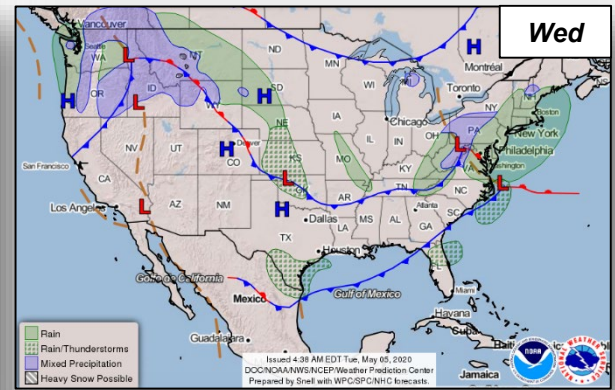
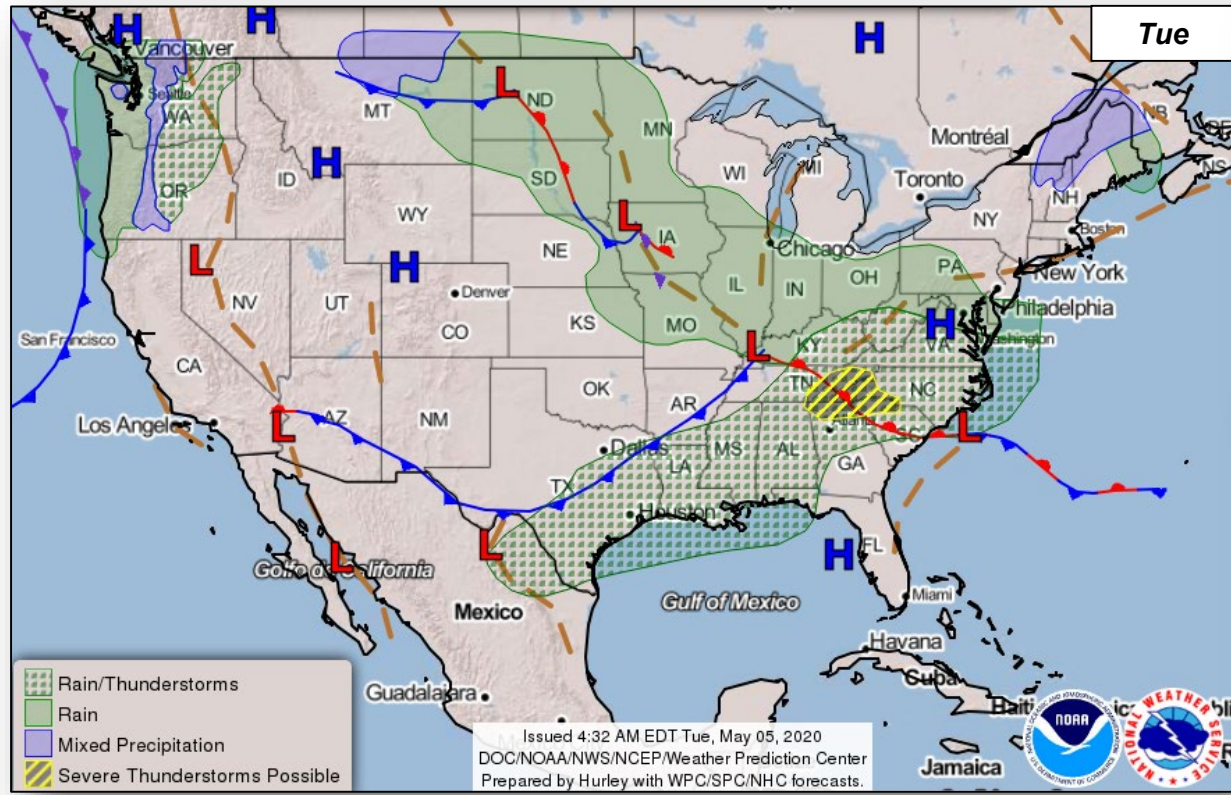
#### Other Domestic Lifelines

- Food, Water, & Shelter: **Region VII:** New cases of COVID-19 in food processing facilities continue across the Region



(FEMA SLB COVID-19, May 4)

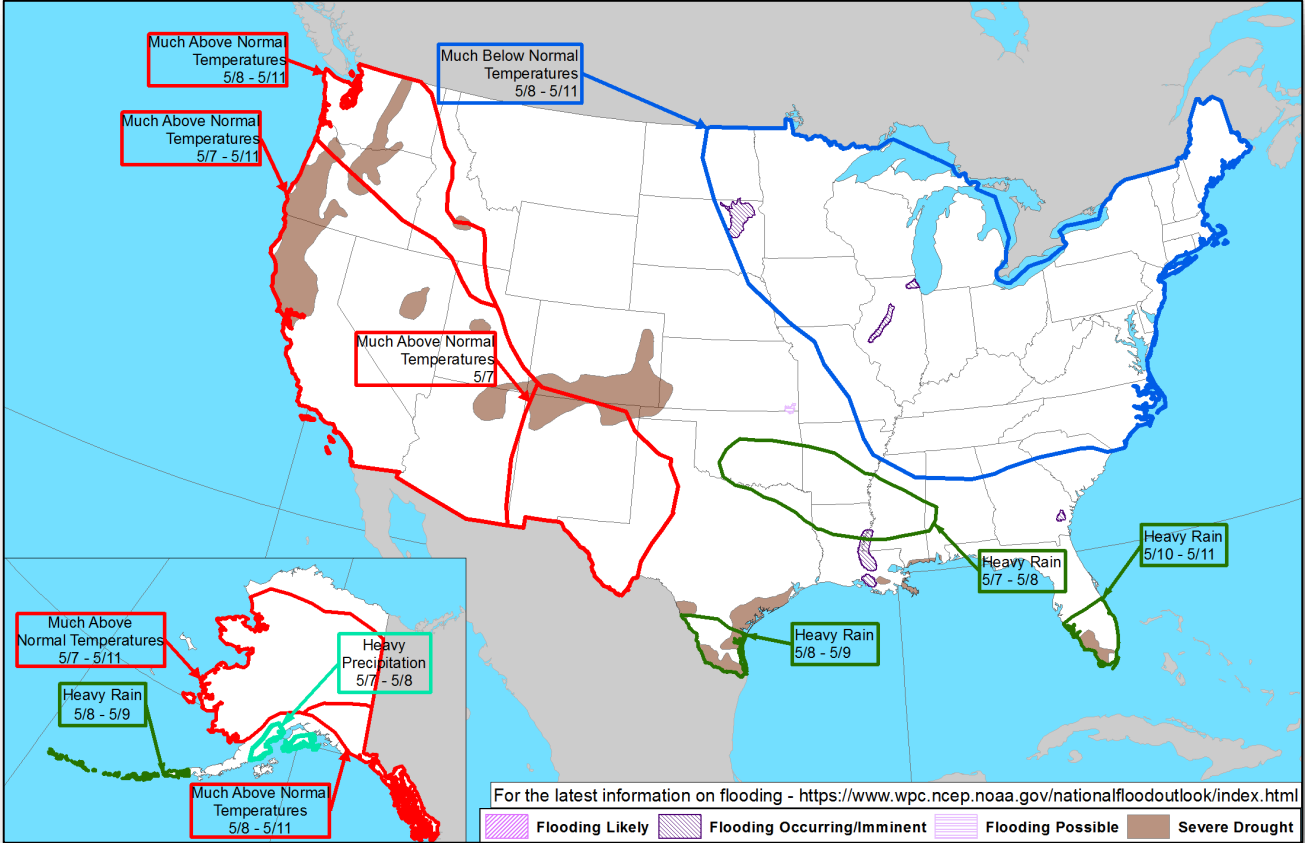
# National Weather Forecast



# Hazards Outlook – May 7 – 11



FEMA



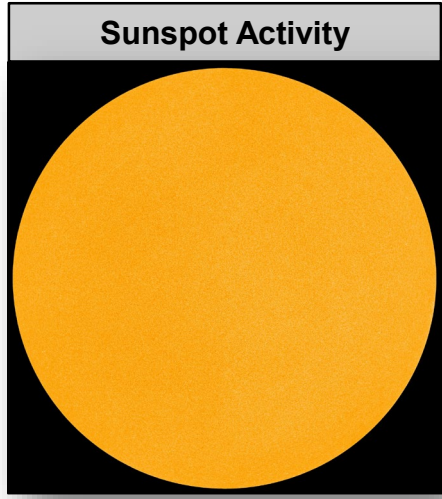
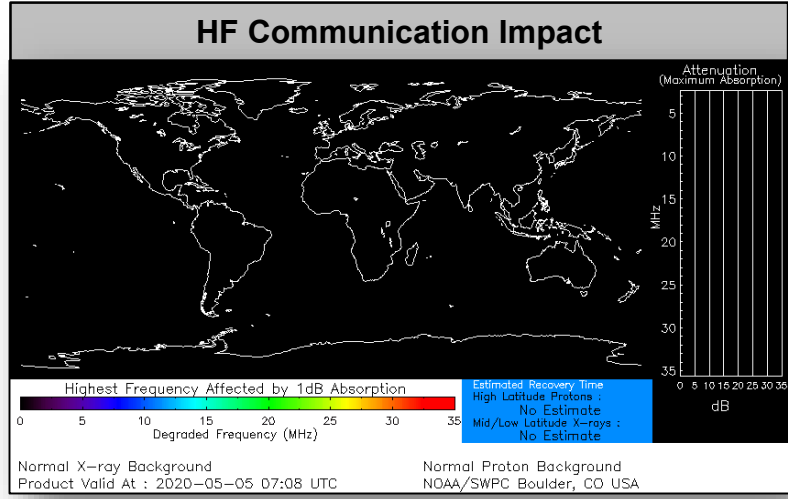
# Space Weather



FEMA

	Space Weather Activity	Geomagnetic Storms	Solar Radiation	Radio Blackouts
Past 24 Hours	None	None	None	None
Next 24 Hours	None	None	None	None

For further information on NOAA Space Weather Scales refer to: <http://www.swpc.noaa.gov/noaa-scales-explanation>



# Joint Preliminary Damage Assessments



FEMA

Region	State / Location	Event	IA/PA	Number of Counties		Start – End
				Requested	Completed	
VI	TX	Tornado Apr 22	IA	5	0	4/30 – TBD
			PA	0	0	N/A
	AR	Severe Storms Apr 12	IA	8	0	5/1 – TBD
			PA	11	0	5/1 – TBD



# COVID-19 Declaration Requests in Process – 1



FEMA

State / Tribe / Territory – Incident Description	Type	IA	PA	HM	Requested
<b>STOF</b> (Seminole Tribe of Florida) – COVID-19	DR	X	X	X	Apr 22

# Declaration Requests in Process – 5

State / Tribe / Territory – Incident Description	Type	IA	PA	HM	Requested
<b>NC</b> – Severe Storms, Tornadoes, and Flooding	DR		X	X	Apr 9
<b>AR</b> – Severe Storms, Tornadoes, and Straight-line Winds	DR	X	X	X	Apr 24
<b>AL</b> – Severe Storms and Flooding	DR		X	X	Apr 25
<b>HI</b> – Severe Storms and Flooding	DR		X	X	Apr 27
<b>TX</b> – Severe Storms Straight-line Winds, and Tornadoes (Appeal)	DR		X	X	May 1

# Declaration Amendments



Declaration	Number	Issued	Action
FEMA-4497-DR-KY	1	May 4	Individual Assistance, limited to the Crisis Counseling Program, for all areas in the Commonwealth
FEMA-4530-DR-OK	1	May 4	Individual Assistance, limited to the Crisis Counseling Program, for all areas in the State
FEMA-4531-DR-MN	1	May 4	Individual Assistance, limited to the Crisis Counseling Program, for all areas in the State

# FEMA Common Operating Picture



FEMA HQ	
<b>NWC</b>	<b>NRCC</b>
Monitoring	Level I

FEMA REGIONS		
WATCH	RRCC	
Monitoring	I	Level I
Monitoring	II	Level II
Monitoring	III	Level II
Monitoring	IV	Level II
Monitoring	V	Level II
Monitoring	VI	Level II
Alt Location	VII	Level II
Monitoring	VIII	Level II
Monitoring	IX	Level I
Monitoring	X	Level II

**Notes:**

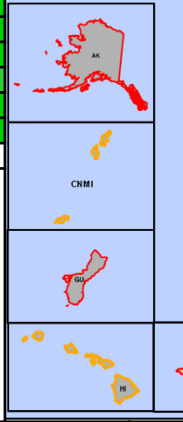
**COVID-19**  
NRCC w/ESFs (Days)  
All RRCCs (Days)

GA: Flooding  
MS: Flooding  
PR: Earthquake  
TN: Tornadoes

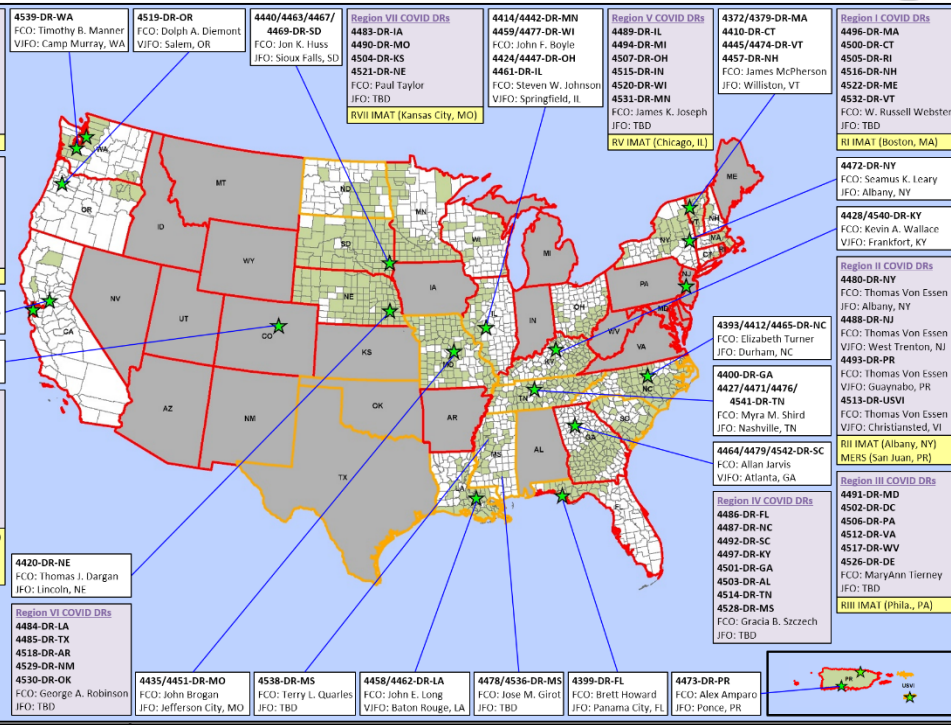
All EOCs activated for COVID-19

- Major Disasters (DR): 101  
Emergency Disasters (EM): 96
- ★ JFOs: 10 / VFOs: 12
  - ★ Staging Area
  - Distribution Center (DC)
  - Declared County (non-COVID-19 Declarations)
  - Fully Activated
  - Partially Activated
  - Monitoring

As of 8:00 a.m. ET May 5, 2020  
Created by FEMA NWC



- Region VIII COVID DRs**  
4498-DR-CO  
4508-DR-MT  
4509-DR-ND  
4525-DR-UT  
4527-DR-SD  
4535-DR-WY  
FCO: Lee K. dePalo  
JFO: TBD
- RVIII IMAT (Denver, CO)**
- Region X COVID DRs**  
4481-DR-WA  
VIFO: Bothell, WA  
4499-DR-OR  
4533-DR-AK  
4534-DR-ID  
FCO: Michael F. O'Hare  
JFO: TBD
- RX IMAT (Bothell, WA)**
- 4382-DR-CA**  
FCO: David G. Sumaniego  
JFO: Sacramento, CA
- 4475-DR-ND**  
FCO: Dana C. Reynolds  
VIFO: Denver, CO
- Region IX COVID DRs**  
4482-DR-CA  
4495-DR-GU  
4510-DR-HI  
4511-DR-CNMI  
4523-DR-NV  
4524-DR-AZ  
4537-DR-AS  
FCO: Robert J. Fenton  
VIFO: Oakland, CA
- RIX IMAT-2 (Oakland, CA)**  
MERS (Window Rock, AZ; Mather, CA; Apana, GU; Saipan, MP)
- 4420-DR-NE**  
FCO: Thomas J. Dargan  
JFO: Lincoln, NE
- Region VI COVID DRs**  
4484-DR-LA  
4485-DR-TX  
4518-DR-AR  
4529-DR-NM  
4530-DR-OK  
FCO: George A. Robinson  
JFO: TBD
- 4435/4451-DR-MO**  
FCO: John Brogan  
JFO: Jefferson City, MO
- 4538-DR-MS**  
FCO: Terry L. Quarles  
JFO: TBD
- 4458/4462-DR-LA**  
FCO: John E. Long  
VIFO: Baton Rouge, LA
- 4478/4536-DR-MS**  
FCO: Jesse M. Giotro  
JFO: TBD
- 4399-DR-FL**  
FCO: Brett Howard  
JFO: Panama City, FL
- 4473-DR-PR**  
FCO: Alex Amparo  
JFO: Ponce, PR



N-IMATs	
2 Teams	
Red	
Blue	
Gold	IMAT-A Support

R-IMATs	
4 - 6 Teams	
I	RRCC
II	NY
III	RRCC
IV-1	Virtual MS
IV-2	Virtual SC
V	RRCC
VI-1	
VI-2	
VII	RRCC
VIII	RRCC
IX-1	
IX-2	RRCC
X	RRCC

FMC	PMC
NMC	Deployed

Team:	US&R	MERS	FCOs	FDRCS	IM WORKFORCE
Status	33 - 65%	>66%	≤1 Type I	≤1	
Assigned:	28	36	47	11	13,443 ▲
Unavailable:	11 (-1)	0	0 (-1)	0	2,511 ▲
Deployed:	0	1	42	10	5,922 ▲
Available:	17 (+1)	35	5 (+1)	1	5,010 / 37%▲

IM CADRE AVAILABILITY SUMMARY	
Cadres with 25% or Less Availability	
EHP 20% (124/621); FL 14% (22/161); FM 24% (61/259); OPS 21% (59/286); PA 22% (675/3,076); PLAN19% (80/419); SAF 20% (11/54)	

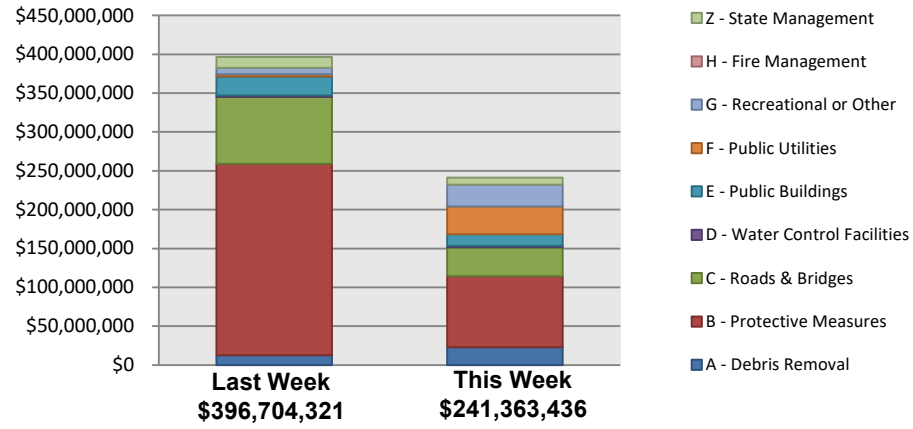
# Public Assistance Grant Program



FEMA

PA Project Worksheets Obligated										
in past week, as of 5/4/20 at 1500 EDT										
PA Category	Emergency Work		Permanent Work					H - Fire Management	Z - State Management	Total
	A - Debris Removal	B - Protective Measures	C - Roads & Bridges	D - Water Control Facilities	E - Public Buildings	F - Public Utilities	G - Recreational or Other			
Number Of PWs Obligated	50	121	185	12	120	49	85	0	74	696
Federal Share Obligated	\$22,997,540	\$91,208,089	\$37,066,444	\$2,314,799	\$14,877,280	\$35,678,042	\$28,200,956	\$0	\$9,020,285.99	\$241,363,436.31

## Public Assistance Obligated per Category 4/20/2020 through 5/4/2020



## This weeks PA Highlights

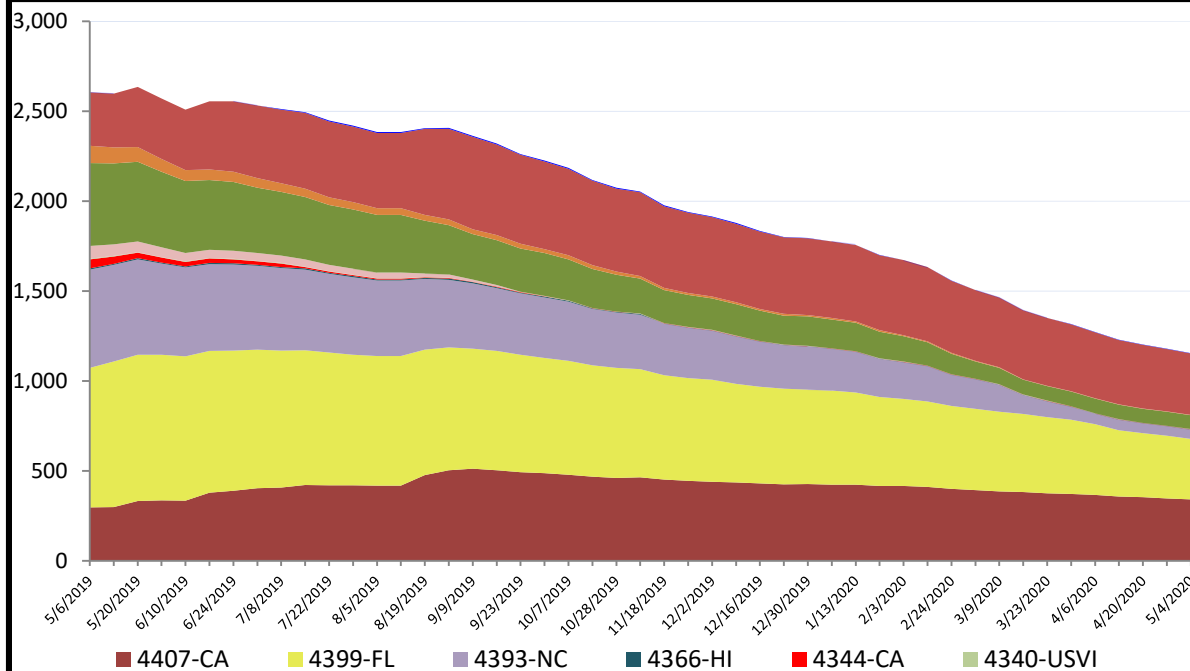
- In 4488 - NJ
  - \$44 Million obligated for Category B – Protective Measures
- In 4366 - HI
  - \$30 Million obligated for Category F – Public Utilities
- In 4504 - KS
  - \$22 Million obligated for Category B – Protective Measures

# Direct Housing

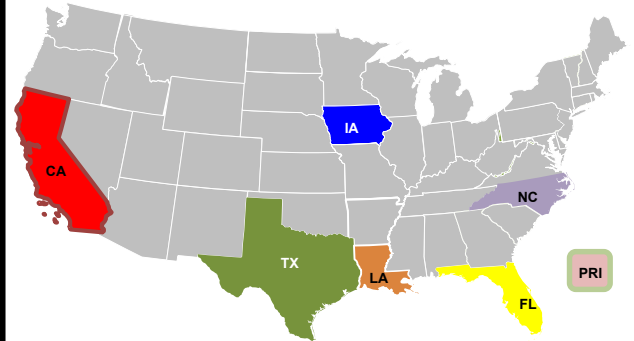


## Total Households in FEMA Direct Housing per State

Past Year per Week, 5/6/2019 – 5/4/2020, There are currently **813** Households Occupying **813** Temporary Units



DR	IA Declaration Date	Program End Date	Current # of Households in Direct Housing (Weekly Change)
4421-IA	3/23/2019	9/23/2020	1 (0)
4407-CA	11/12/2018	5/12/2020	342 (-6)
4399-FL	10/11/2018	4/11/2020	336 (-12)
4393-NC	9/14/2018	3/14/2020	54 (-1)
4344-CA	10/10/2017	7/10/2019	0 (0)
4339-PR	9/20/2017	9/20/2019	1 (0)
4332-TX	8/25/2017	8/25/2019	77 (0)
4277-LA	8/14/2016	4/30/2019	2 (0)



States with Currently Occupied Units

# NPSC Call Activity



NPSC Call Activity in the Past Week		
4/26/2020 through 5/2/2020		
Call Type	Projected Calls	Actual Calls
Registration Intake:	4,265	4,214
Helpline:	6,213	5,984
<b>Combined:</b>	<b>10,478</b>	<b>10,198</b>

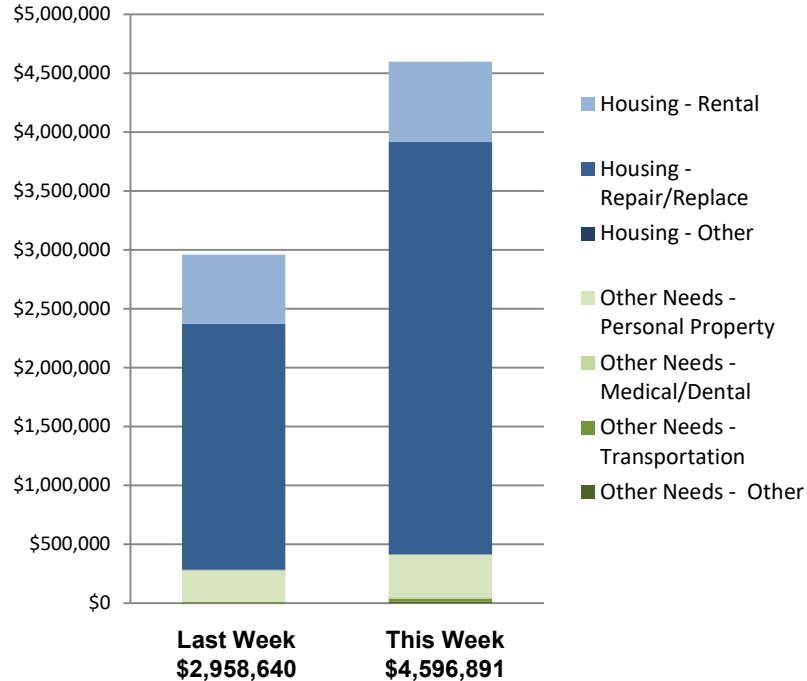
NPSC Call Forecasting and Actual Calls Over the Past 4 Weeks  
4/5/2020 through 5/2/2020



# Individual Assistance Activity



## IHP Approved per Category in the Past 2 Weeks – 4/20/2020 through 5/4/2020





# FEMA

**FEMA's mission is helping people before, during, and after disasters.**

Click [here](#) to subscribe to this briefing.