

FEMA National Watch Center

Daily Operations Briefing

Thursday, May 4, 2023

8:30 a.m. ET



FEMA

National Current Ops / Monitoring

New Significant Incidents / Ongoing Ops

- No new significant incidents / operations

Hazard Monitoring

- Mixed Precipitation – California, Central Great Basin to Central Rockies, and Northeast
- Severe Thunderstorms – Central / Southern Plains

Disaster Declaration Activity

- No new declaration activity

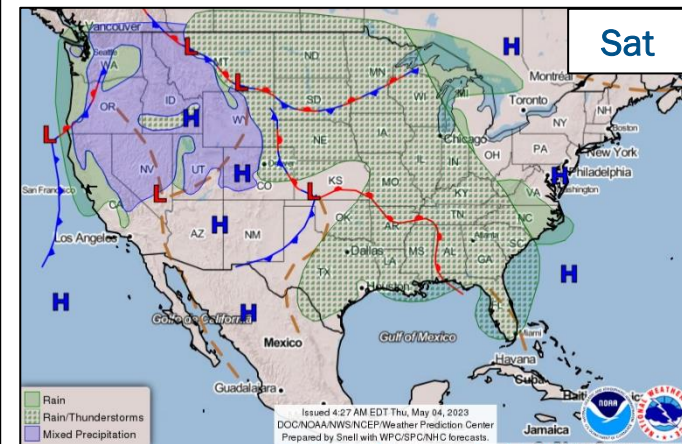
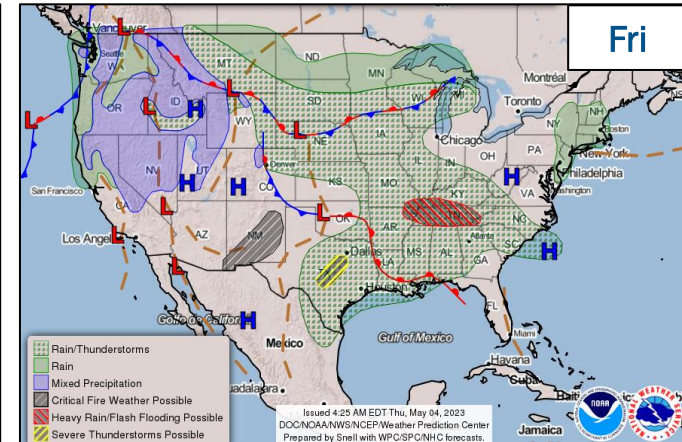
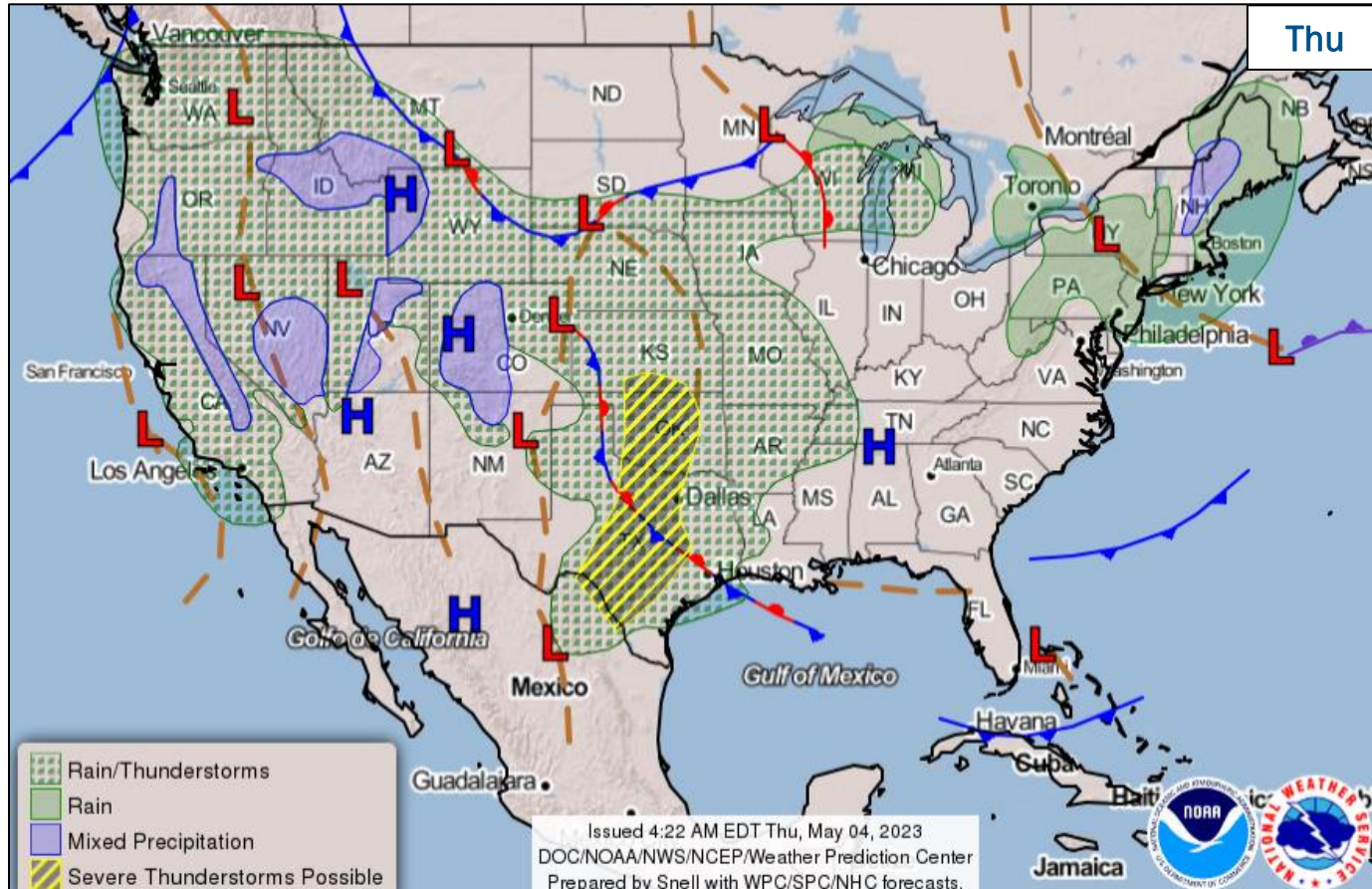
Event Monitoring

- No significant events



FEMA

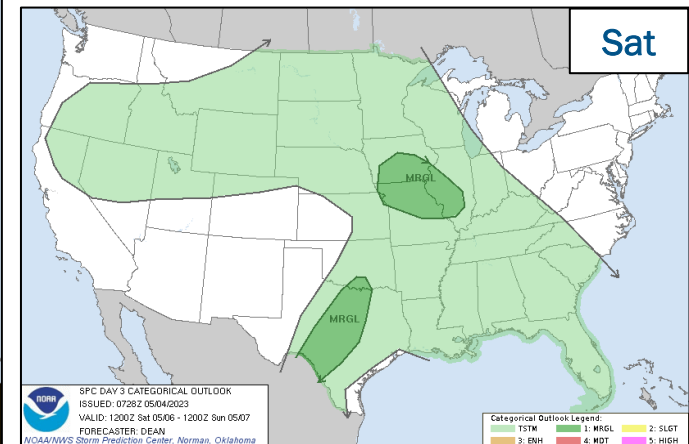
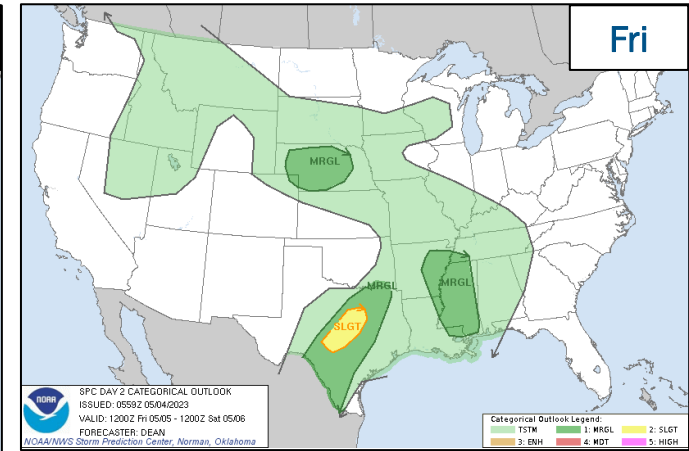
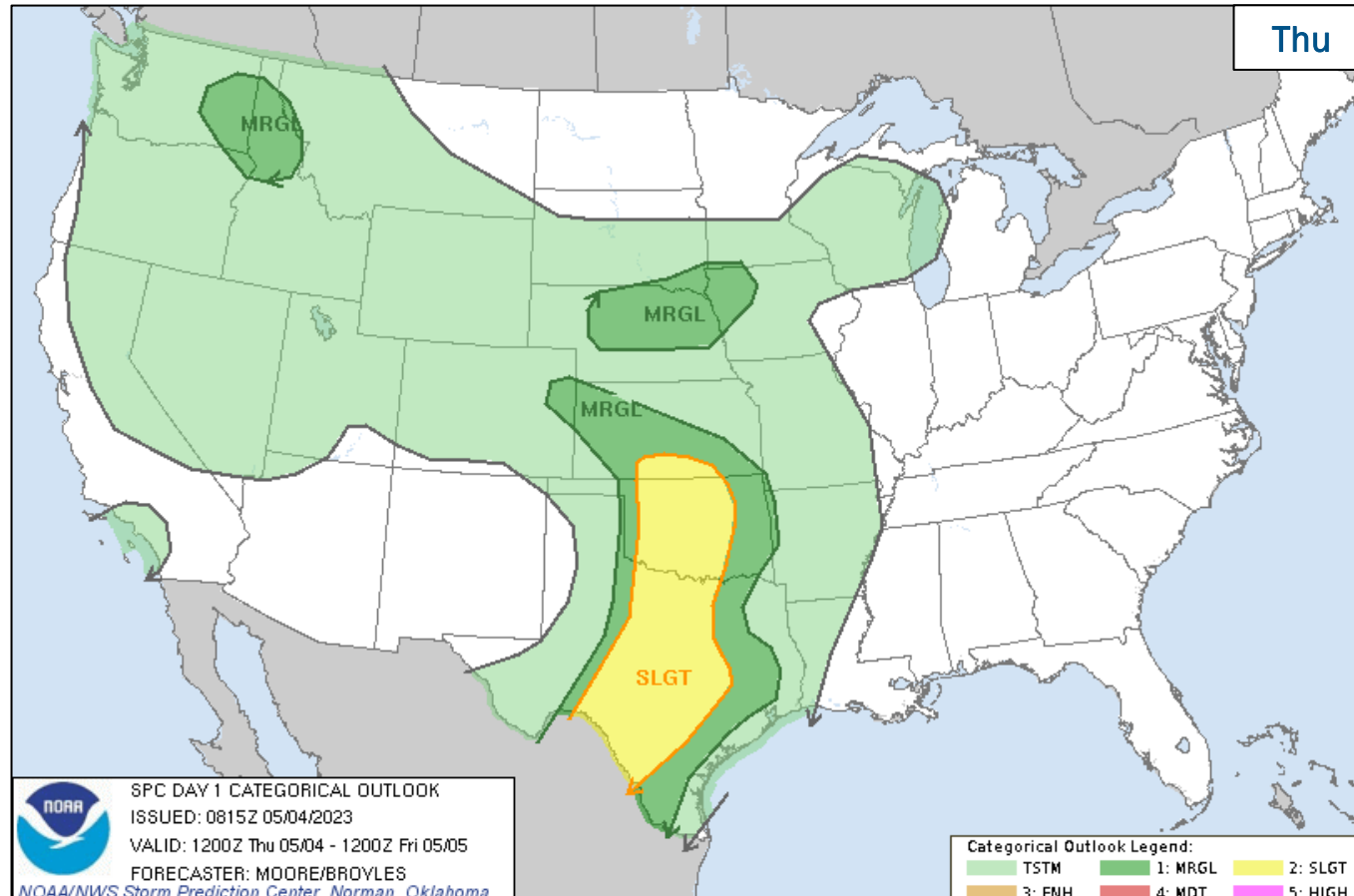
National Weather Forecast



FEMA

National Watch Center

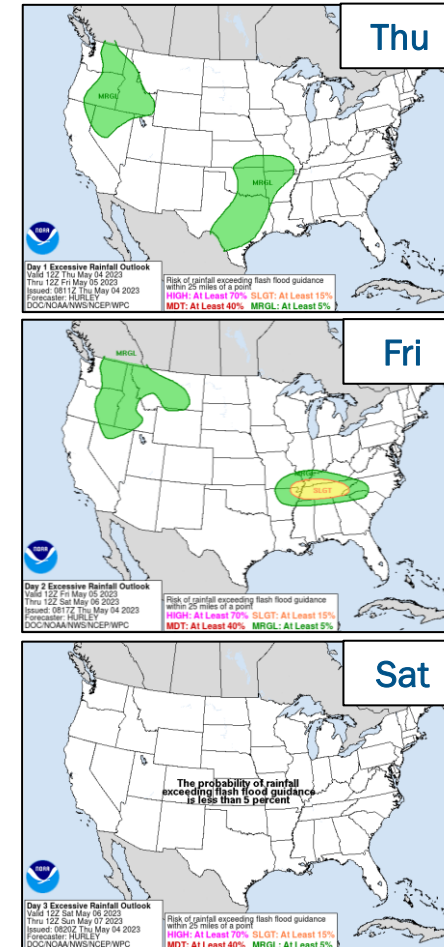
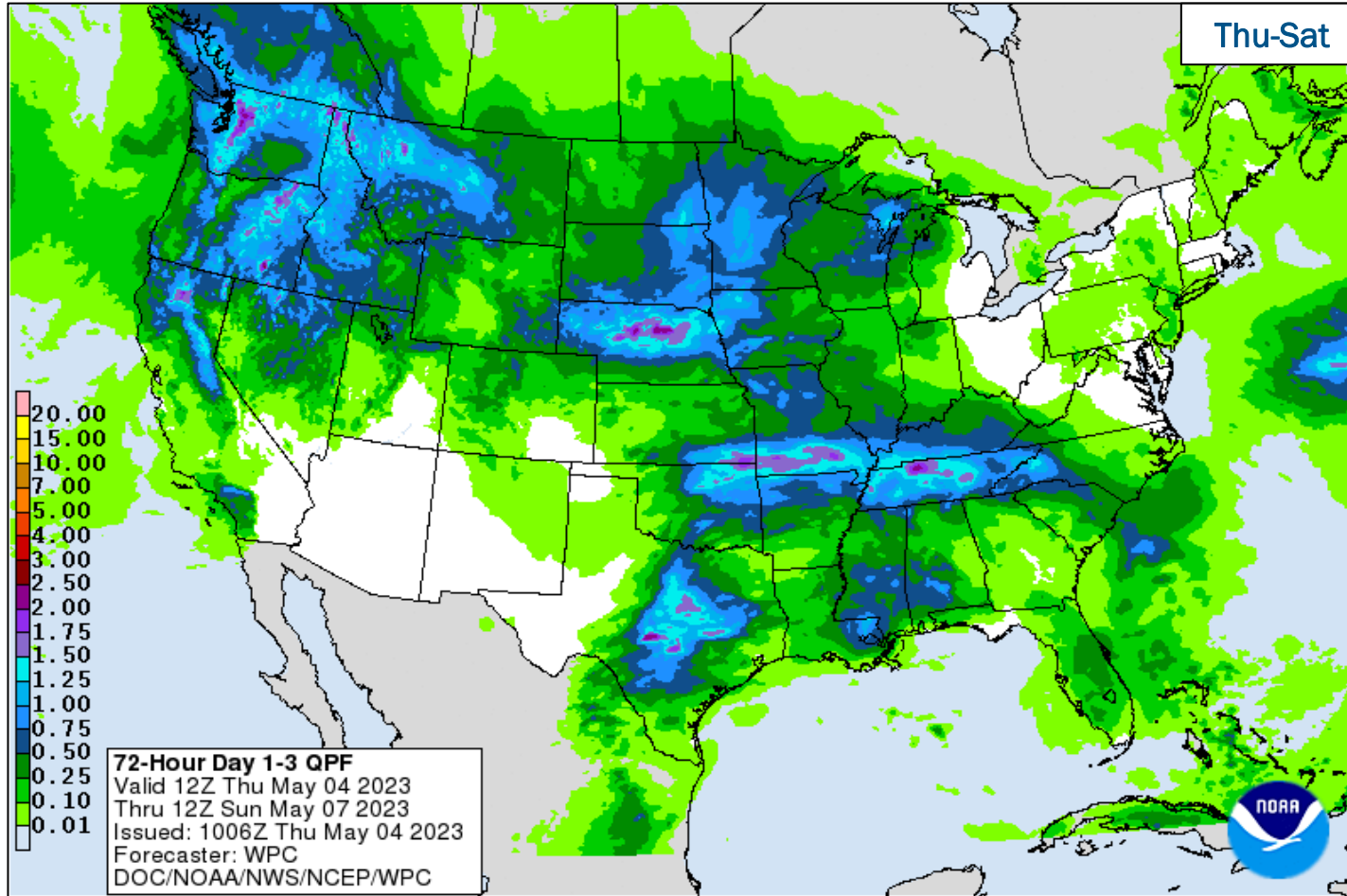
Severe Weather Outlook



FEMA

National Watch Center

Precipitation & Excessive Rainfall


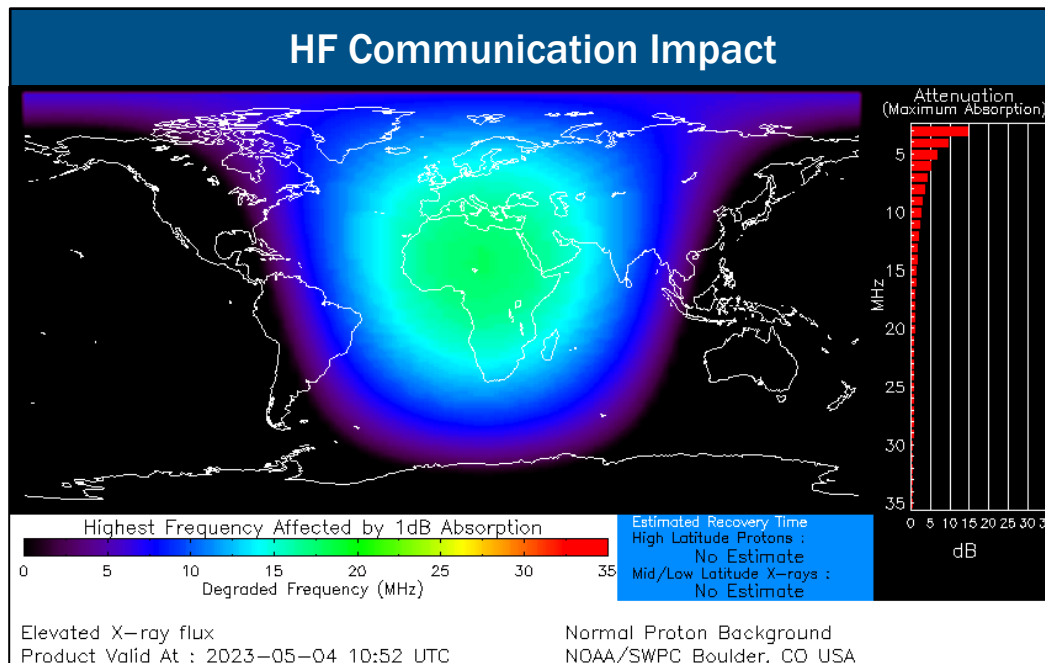


FEMA

Space Weather Outlook

	Space Weather Activity	Geomagnetic Storms	Solar Radiation	Radio Blackouts
Past 24 Hours	Minor	None	None	R1
Next 24 Hours	Minor	None	None	R1

For further information on NOAA Space Weather Scales refer to: <http://www.swpc.noaa.gov/noaa-scales-explanation>
 For further information on Sunspot Activity refer to: <https://www.swpc.noaa.gov/phenomena/sunspotssolar-cycle>



FEMA

FEMA Common Operating Picture

10 + 7 Joint Field Offices Virtual Joint Field Offices Supporting
60 + 4 Major Disasters Emergency Declarations
9 Direct Housing Missions
12 RSF-Supported Disasters

Thursday
 May 4, 2023
 8:30 a.m. ET

FEMA HQ	
NWC	NRCC
Monitoring	Rostered
FEMA REGIONS	
Watch	RRCC
Monitoring	I Rostered
Monitoring	II Rostered
Monitoring	III Rostered
Monitoring	IV Rostered
Monitoring	V Rostered
Monitoring	VI Rostered
Enhanced	VIII Rostered
Monitoring	IX Rostered
Monitoring	X Rostered
Notes:	
RWC/RRCC: • RVIII RWC: Day shift (Flooding)	State EOCs: • AL/IL/MS/TN/TX: Severe Weather • FL: TC lan • CA/IA/MT/MN/NV/UT: Flooding • TX/UT: Ongoing Operations • CO: Avian Influenza, Public Health Support, and Suncor Refinery • AZ/CO: SW Border Coordination • WY: Winter Weather • CA/DC/MD/WV: COVID Support
Surge Capacity Force	
Rostered 7,317	Deployed 0

N-IMATs	
2-4 Teams Available	
Red	
White	
Blue	
Gold	
R-IMATs	
4-6 Teams Available	
I	NH
II	Personnel
III	2
IV-1	MS
IV-2	TN
V	IN
VI-1	AR
VI-2	OK
VII	Training/Exercise
VIII	
IX-1	Reconstituting/Exercise
IX-2	CA
X	1

REGIONAL BREAKDOWN			
	JFO/VJFO	DR	EM
I	1/0	6	0
II	1/2	4	1
III	1/0	3	0
IV	4/1	13	2
V	0/0	1	0
VI	2/1	6	0
VII	0/0	0	0
VIII	0/1	5	0
IX	0/1	12	1
X	1/1	10	0

Alaska

Northern Mariana Islands

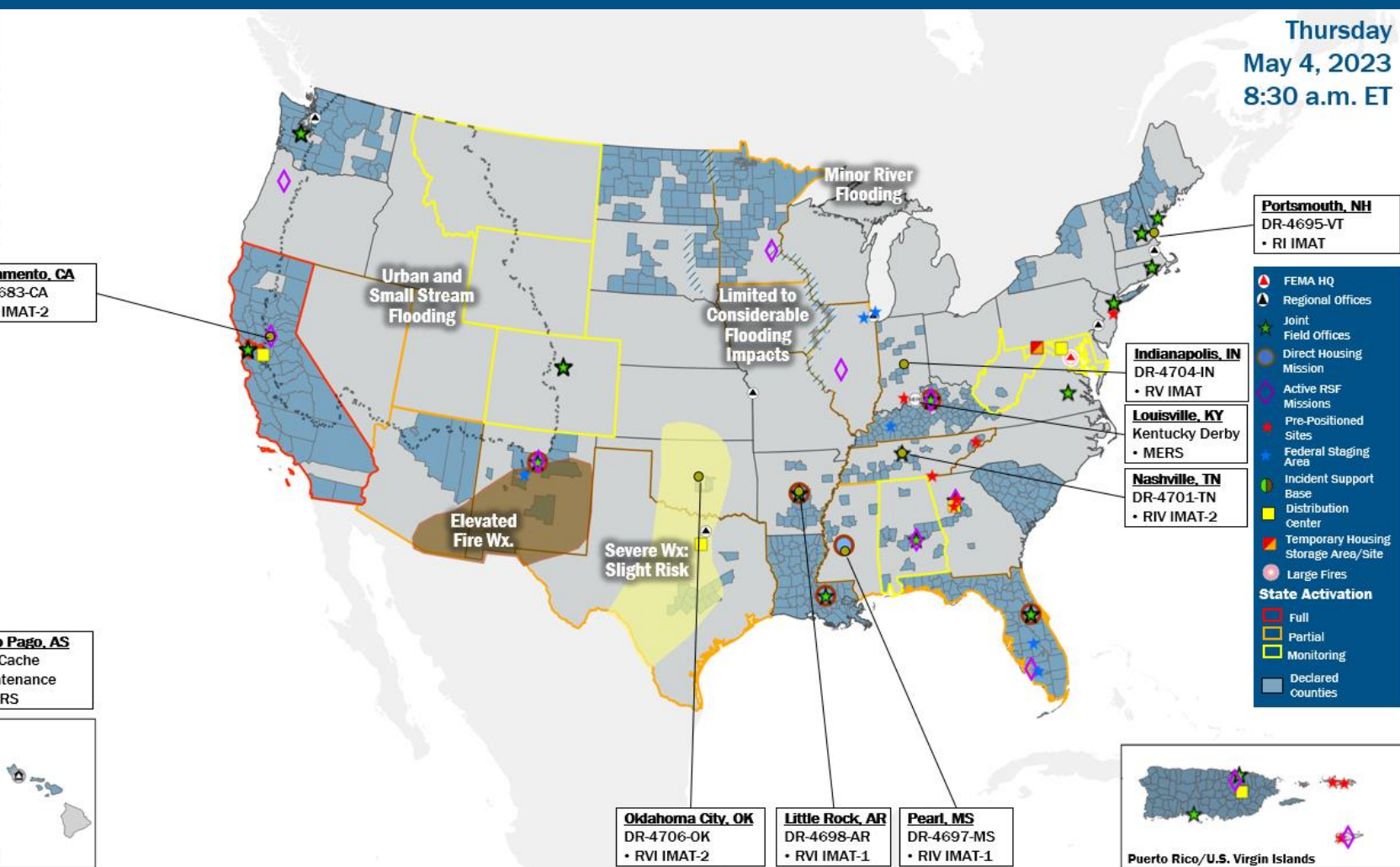
Guam

American Samoa

Hawaii

Sacramento, CA
 DR-4683-CA
 • RIX IMAT-2

Pago Pago, AS
 A.S. Cache Maintenance
 • MERS



Portsmouth, NH
 DR-4695-VT
 • RI IMAT

Indianapolis, IN
 DR-4704-IN
 • RV IMAT

Louisville, KY
 Kentucky Derby
 • MERS

Nashville, TN
 DR-4701-TN
 • RIV IMAT-2

Oklahoma City, OK
 DR-4706-OK
 • RVI IMAT-2

Little Rock, AR
 DR-4698-AR
 • RVI IMAT-1

Pearl, MS
 DR-4697-MS
 • RIV IMAT-1

FEMA HQ
 Regional Offices
 Joint Field Offices
 Direct Housing Mission
 Active RSF Missions
 Pre-Positioned Sites
 Federal Staging Area
 Incident Support Base
 Distribution Center
 Temporary Housing Storage Area/Site
 Large Fires
State Activation
 Full
 Partial
 Monitoring
 Declared Counties

Puerto Rico/U.S. Virgin Islands

IM Workforce

13,420 (-4) Assigned
 4,466 (+9) Unavailable
 5,933 (+56) Deployed

23% / 3,021 (-69) Available

IM Cadre Availability ≤ 25% Availability

Civil Rights: 17% (22/130); Disaster Field Training Operations: 23% (21/92); Disability Integration: 0% (0/58); External Affairs: 22% (109/498); Environmental Planning and Historic Preservation: 14% (113/827); Field Leadership: 12% (17/137); Hazard Mitigation: 12% (146/1,220); Human Resources: 14% (23/164); Interagency Recovery Coordination: 16% (47/303); Information Technology: 16% (101/616); Logistics: 21% (309/1,467); Operations: 13% (44/347); Public Assistance: 10% (225/2,188); Planning: 11% (49/447); Safety: 3% (2/80); Security: 13% (18/143)

MERS

≥ 66%

36 Assigned
 0 Unavailable
 0 Deployed

36 Available

US&R

≥ 66%

28 Assigned
 2 Unavailable
 0 Deployed

26 Available

FCO

≤ 1 Type I

48 Assigned
 6 (+1) Unavailable
 36 (-1) (26 FCOR) Deployed

6 Available

Joint Preliminary Damage Assessments

Region	State / Location	Incident	IA	Number of Counties		Start - End
			PA	Requested	Complete	
I	NH	Snow Storm Mar 13-15	IA	0	0	N/A
			PA	3	0	4/10 - TBD
II	NY	Severe Winter Storm Dec 23-25	IA	0	0	N/A
			PA	7	5	1/24 - TBD
VI	TX	Winter Storm Jan 29 and continuing	IA	0	0	N/A
			PA	29	18	3/6 - TBD
IX	Trinidad Rancheria	Severe Weather Mar 18 and continuing	IA	0	0	N/A
			PA	1	0	5/2 - TBD



FEMA

Declaration Requests in Process – 9

State / Tribe / Territory – Incident Description	Type	IA	PA	HM	Requested
Choctaw Nation of Oklahoma – Tornadoes	DR		X	X	Jan 3
CA – Heat Dome and Wildfires (Appeal)	DR		X	X	Mar 5
ND – Severe Winter Storms	DR		X	X	Mar 21
KY – Severe Storms, Straight-line Winds, Flooding, Landslides, and Mudslides	DR		X	X	Mar 27
IL – Severe Storm, Straight-line Winds, and Tornadoes	EM		X		Apr 5
SBLI* – Severe Winter Storm and Flooding	DR		X	X	Apr 21
SBLI* – Severe Storm and Flooding	DR		X	X	Apr 21
AL – Severe Storm, Straight-line Winds, and Tornadoes	DR	X	X	X	Apr 25
TN – Severe Storms, Straight-Line Winds, and Tornadoes	DR		X	X	Apr 27

*Soboba Band of Luiseño Indians



FEMA

FCO Senior Leadership COP Brief FEMA 4678-DR-WV: Jeff Jones

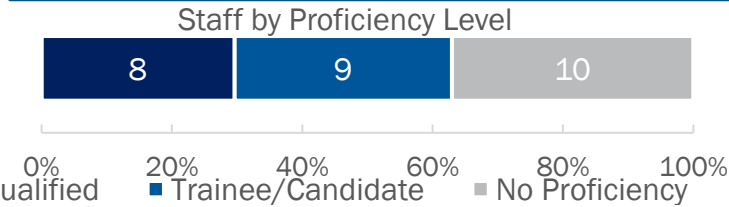
INDIVIDUAL ASSISTANCE

<u>Registrations</u> N/A	<u>Individuals and Households Program</u> N/A
<u>Small Business Admin Loans</u> N/A	<u>Housing Assistance</u> N/A
<u>NFIP Payouts</u> N/A	<u>Other Needs Assistance</u> N/A

Transitional Shelter Assistance
N/A

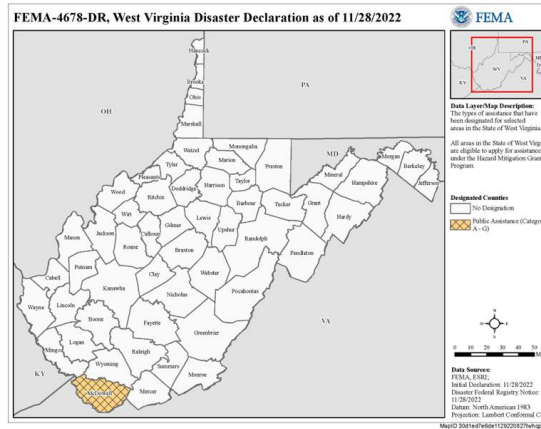
PEAK STAFF SUMMARY

Total Staff: 27 | Coach/Evaluators: 11



INCIDENT SUMMARY

On November 28, 2022, a Major Disaster Declaration was approved as a result of severe storms, flooding, landslides, and mudslides for the State of West Virginia designating Public Assistance, Categories A-G, for McDowell County and Hazard Mitigation statewide.



FCO ASSESSMENT

Priorities

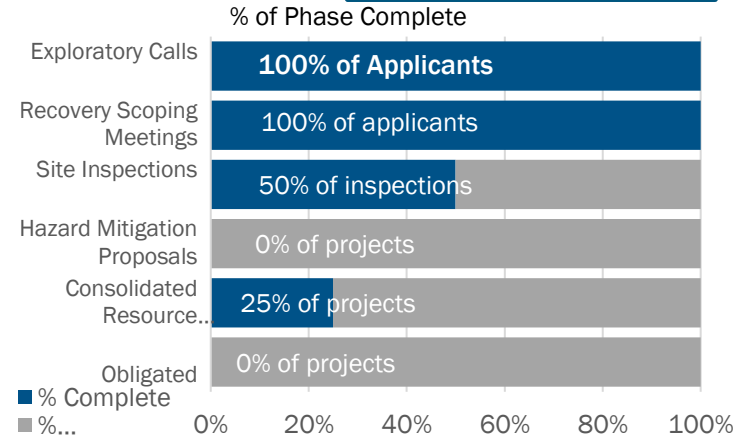
- **Focus:** Deliver joint integrated recovery strategies and outcomes focusing on equity and resilience.

Outcomes

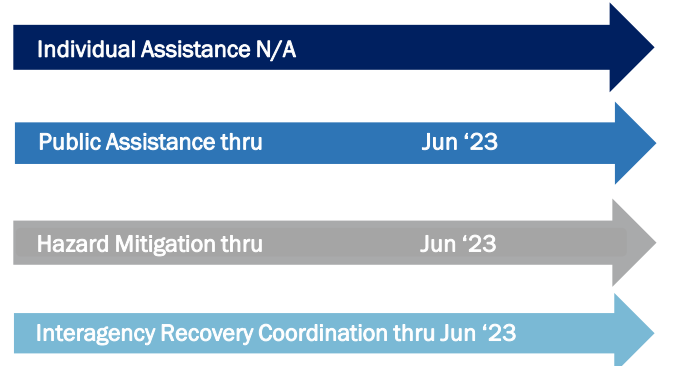
- **Infrastructure:** Restored, modernized, hardened and resilient systems.

PUBLIC ASSISTANCE SUMMARY

<u>Applicants</u> 5	<u>Projects</u> 20
<u>\$ Obligated</u> \$0 to date	<u>Life of Disaster</u> \$9M+



TRANSITION TIMELINE



FCO Senior Leadership COP Brief FEMA 4678-DR-WV: Jeff Jones

Recovery Support Functions (RSF)

Recovery Outcomes	
Housing	Housing: Adequate, resilient, accessible, and affordable housing
	1 All survivors whose primary residences were damaged or destroyed or were displaced by the disaster have returned and re-established residence in permanent housing within the affected community
	2 Survivors can afford post-disaster permanent housing units within the affected community without post-disaster assistance
	3 Post-disaster permanent housing units in the affected community meet or exceed recognized residential codes and standards and incorporate recommended mitigation measures appropriate to the area's hazards (e.g., flooding, fire, high winds), or include resiliency measures
Economic	Economic: Sustainable, diversified and resilient economy
	1 Business activities are resumed and restored, including those local and marginalized businesses and major employers
	2 Local and state government ability to facilitate and regulate business activities is restored
	3 Tax base and revenue streams from businesses are restored
	4 Communities have Comprehensive Economic Development Strategies that measures the recovery process
	5 Financial activities essential to credit and insurance coverage and flows are restored
Community Recovery	Community Recovery: Resilient recovery of SLTT communities
	1 Community Conditions Assessment + Community Profiles
	2 Status of emergency plans, such as the Mitigation plan and Pre-Disaster Recovery Plan
	3 Community engagement and communication strategy is in place for long-term recovery plan or strategy
	4 Mitigation and recovery projects have been implemented
	5 Inclusive communications strategy developed for long-term recovery planning or strategy

Recovery Outcomes	
Infrastructure	Infrastructure: Restored, modernized, hardened and resilient systems
	1 Power systems and fuel delivery services have been repaired, modernized, and strengthened for future disasters
	2 Water systems, dams, levees, and service capacities have been repaired, modernized, and strengthened for future disasters
	3 Communication systems and services have been repaired, modernized, and strengthened against future disasters
	4 Public and private transportation systems, to include those supporting marginalized areas are repaired and reliable
	5 Government and PNP facilities have been repaired, modernized and strengthened for future disasters
Health & Social Services	HSS: Sustainable and resilient health education and social service systems
	1 Households have safe drinking water and no hazardous and toxic materials
	2 Healthcare providers have resumed capacity to meet chronic or long-term health needs, as well as primary and emergency care
	3 Ensure survivors are provided necessary behavioral health and disaster case management services.
	4 Social Assistance programs that support vulnerable populations, e.g., have resumed delivery of financial and other materiel support and services to vulnerable segments of the community's population
	5 Schools are fully operational & providing full academic programs and can provide a safe, sanitary, and supportive environment
Natural Cultural Resources	NCR: Restored, preserved, risk-resistant and resilient resources
	1 Natural resources in the affected community, to include socially marginalized, have been restored to protect people and ecosystems
	2 Resources associated with entertainment, education, recreation, and tourism have been repaired, and public accessibility restored
	3 Access to raw material and other commodities that sustain the local economy has been restored
	4 Sites and artifacts associated with the community's heritage and identity have been stabilized/protected, and public accessibility to these sites has been restored



FEMA

FCO Senior Leadership COP Brief FEMA 4678-DR-WV: Jeff Jones

Recovery Outcomes

Infrastructure: Restored, modernized, hardened and resilient systems

Outcome Indicator (I2): Impacted infrastructure is repaired, rebuilt, or built to enhance resiliency and mitigate future risks.

- **City of War – high SVI (0.90) and poverty levels (33.1%); former coal community with MHI of \$17,643; damages (roads, park, sewer) in small geographic area.**
- **Regional Planning & Development Council providing project management support for this impoverished community utilizing eligible FEMA funding.**
- **Targeted staff support to vulnerable county with frequent flooding; meet with applicant at their convenience.**
- **Civil Rights (CR) fully embedded with program staff; attended focused Applicant Briefing for PNPs and Houses of Worship; added CR messaging to RSM agenda.**



FEMA

National Watch Center

FCO Senior Leadership COP Brief FEMA 4678-DR-WV: Jeff Jones

Recovery Outcomes

Infrastructure: Restored, modernized, hardened and resilient systems

Outcome Indicator (I4): Public and private transportation systems, to include those supporting marginalized areas are repaired and reliable.

- **City of War – Vehicular and pedestrian bridges severely damaged by flood waters reduced access to city’s post office and 23 homes creating a hardship for residents.**
 - **City’s post office serves as the only food bank for residents within the community.**
- **Potential 406 Mitigation proposal to replace the walking bridge with a low-rise arch to place it above the Base Flood Elevation significantly reducing future damages.**
- **Mitigation proposals for bridges may prevent over \$1.4 million in future impacts.**



FEMA



FEMA

Helping people before, during, and after disasters.



Scan to subscribe to this briefing.