

FEMA National Watch Center

# Daily Operations Briefing

Saturday, May 3, 2025

8:30 a.m. ET



**FEMA**

# National Current Ops / Monitoring

---

## New Significant Incidents / Ongoing Ops

- No new significant incidents / operations

## Hazard Monitoring

- Severe Thunderstorms – Southern U.S. and Northeast

---

## Disaster Declaration Activity

- Request: Major Disaster Declaration – MO

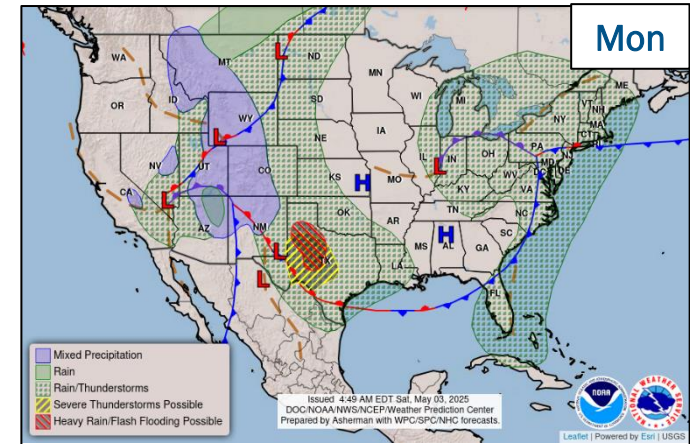
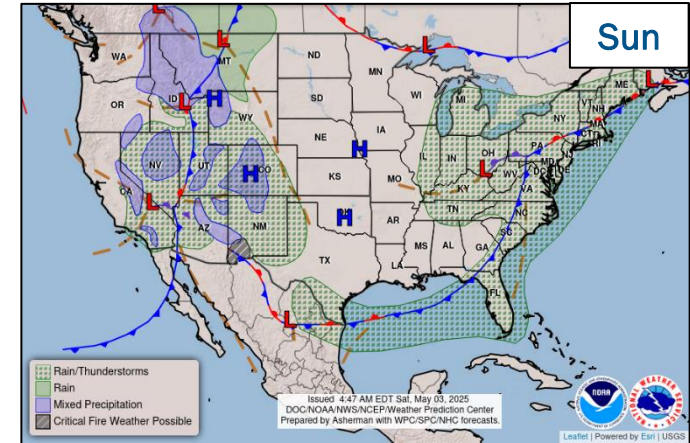
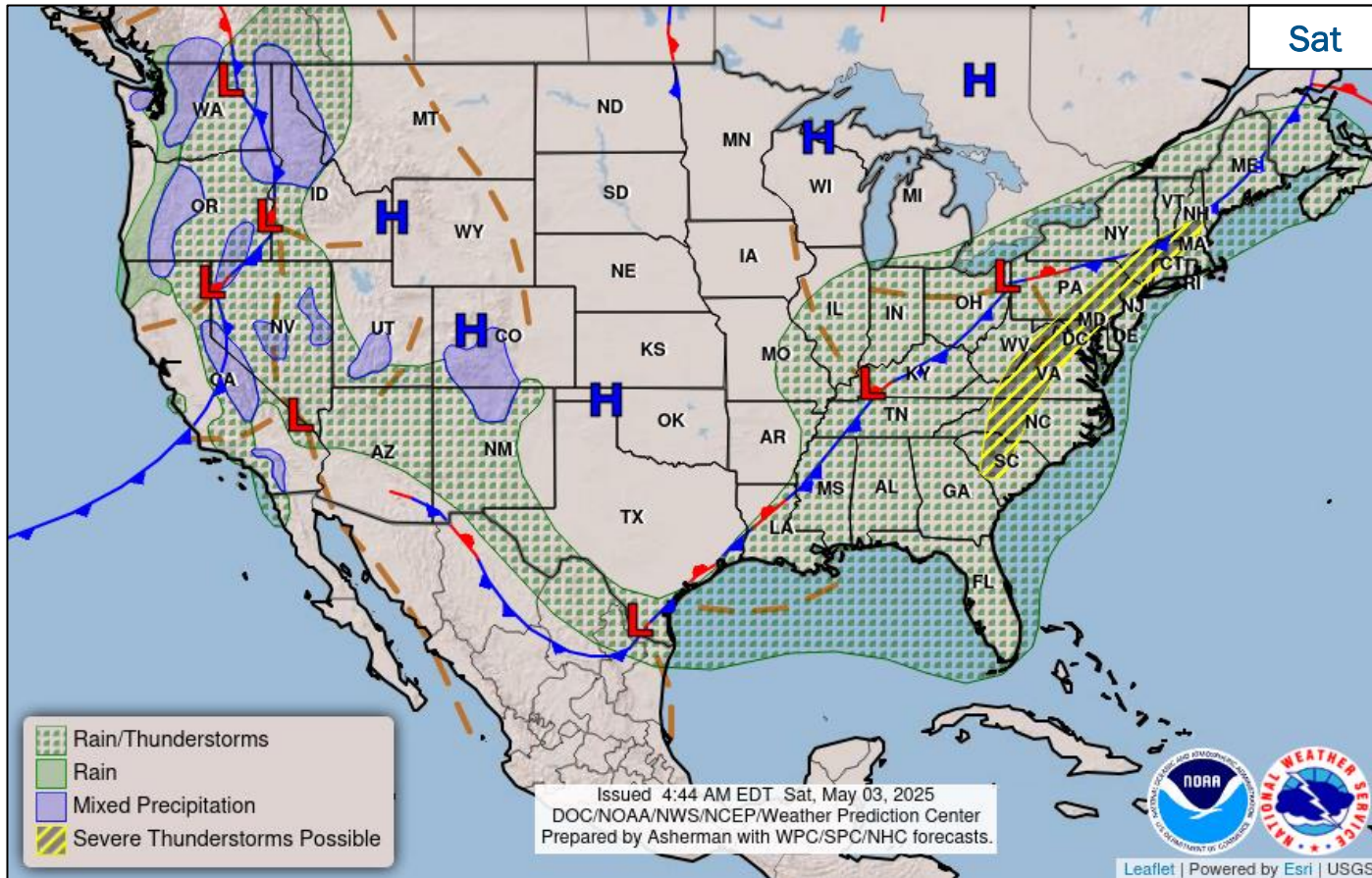
## Event Monitoring

- No new significant events



**FEMA**

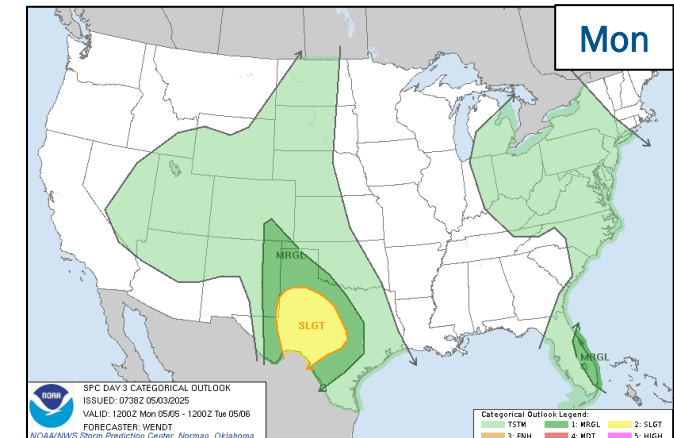
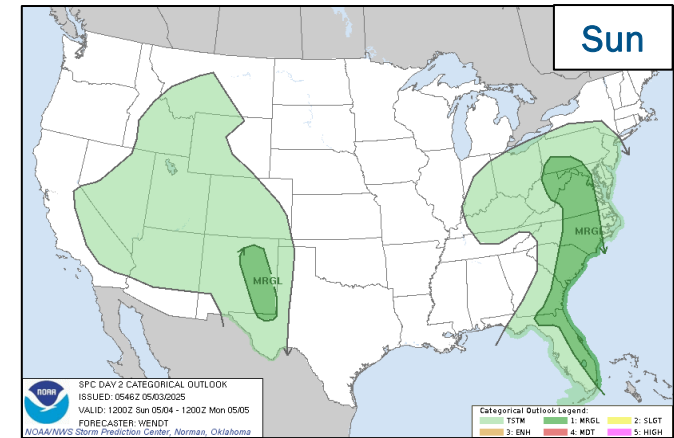
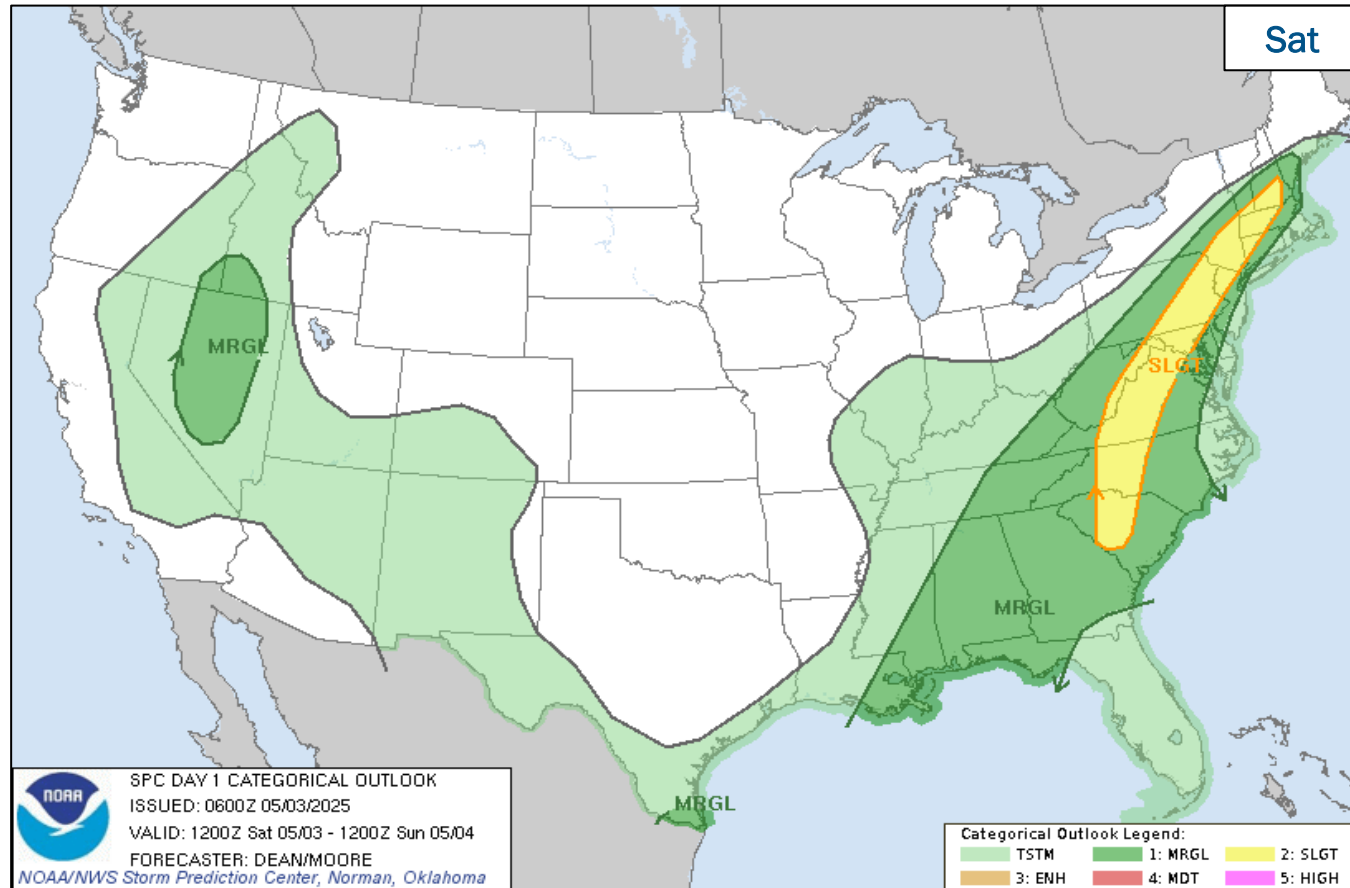
# National Weather Forecast



FEMA

National Watch Center

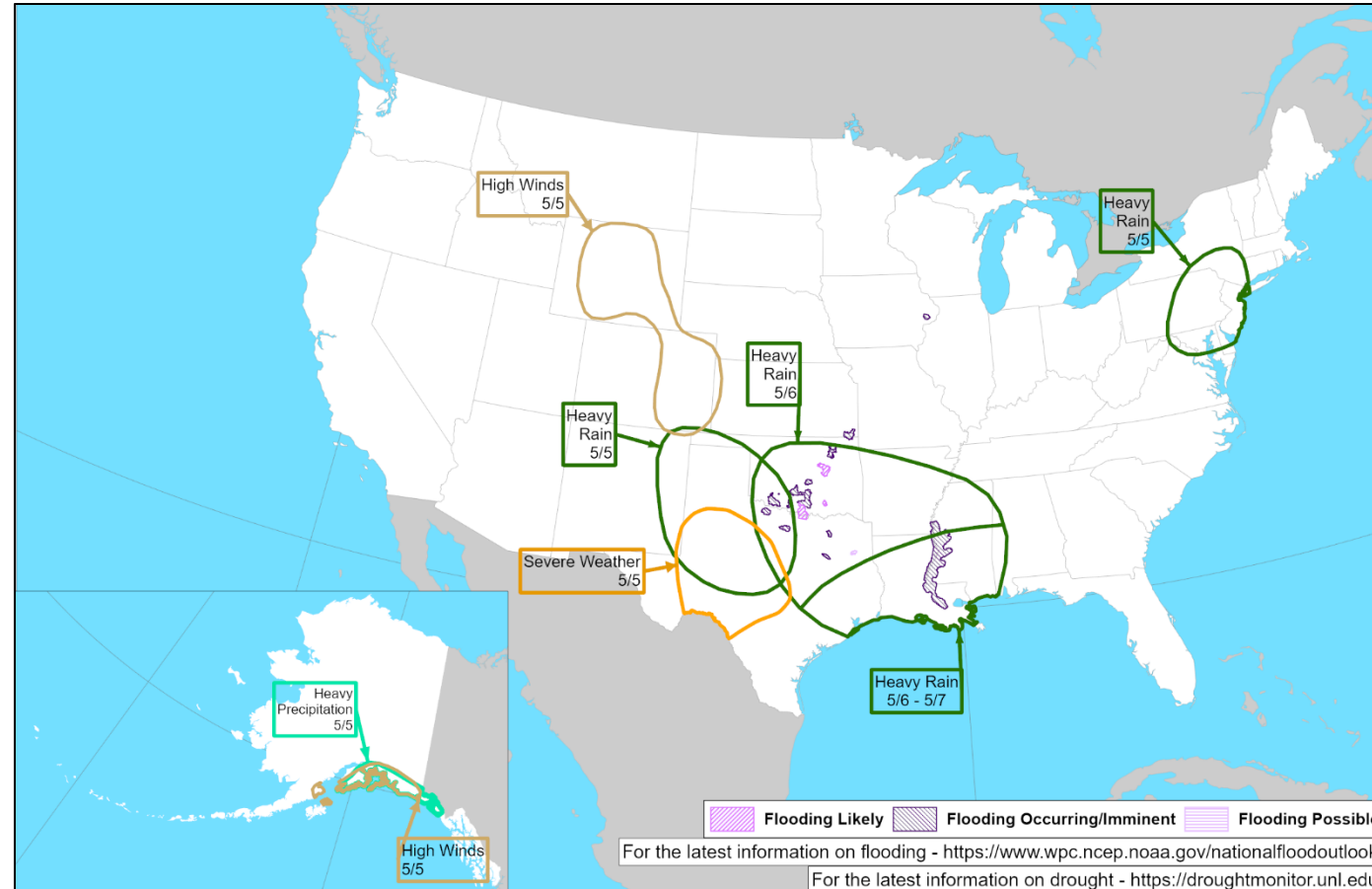
# Severe Weather Outlook



FEMA

National Watch Center

# Hazards Outlook – May 5-9

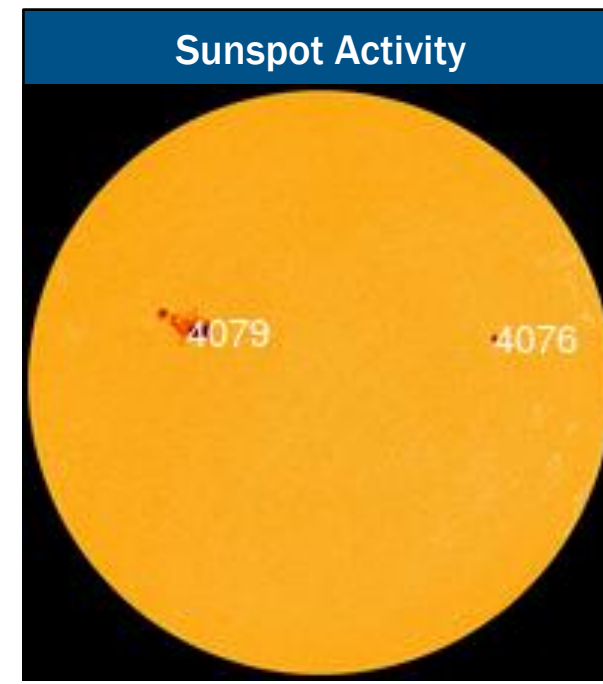
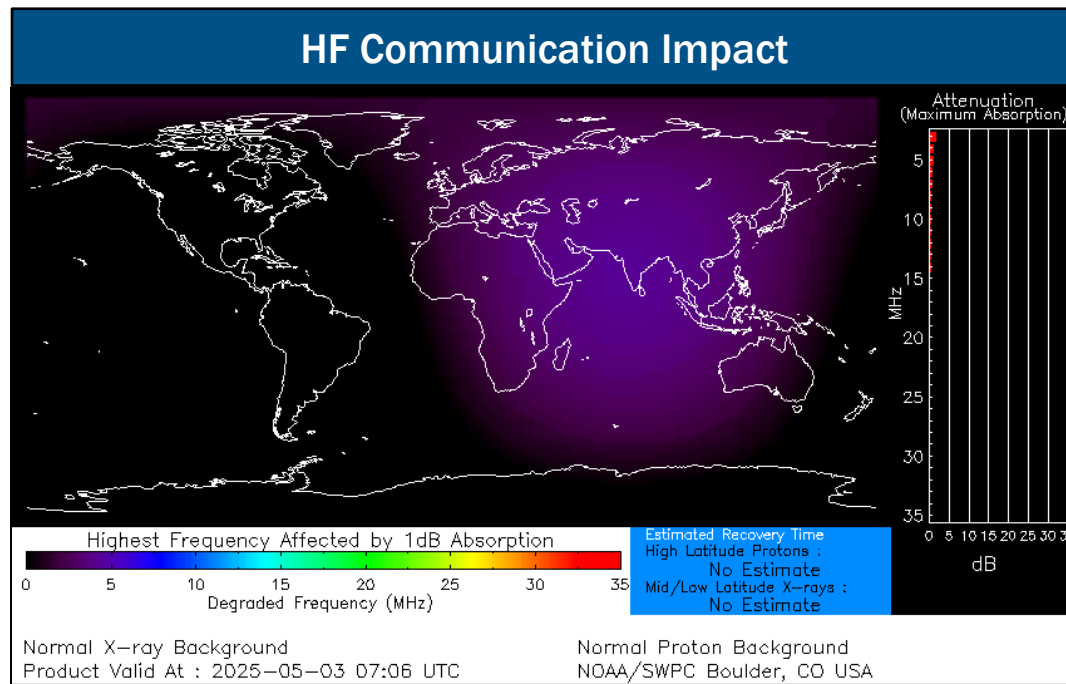


FEMA

# Space Weather Outlook

Minor	Space Weather Activity	Geomagnetic Storms	Solar Radiation	Radio Blackouts
Past 24 Hours	Minor	G1	None	None
Next 24 Hours	Moderate	G2	None	None

For further information on NOAA Space Weather Scales refer to: <http://www.swpc.noaa.gov/noaa-scales-explanation>  
 For further information on Sunspot Activity refer to: <https://www.swpc.noaa.gov/phenomena/sunspotssolar-cycle>



FEMA

# FEMA Common Operating Picture

**27** Joint Field Offices    **77 + 11** Major Disasters    **10** Direct Housing Missions    **20** RSF-Supported Disasters    **6** Joint Recovery Offices

Saturday  
May 3, 2025  
8:30 a.m. ET

FEMA HQ	
NWC	NRCC
Monitoring	Steady State
FEMA REGIONS	
Watch	RRCC
Monitoring I	Rostered
Monitoring II	Rostered
Monitoring III	Rostered
Monitoring IV	Rostered
Monitoring V	Rostered
Monitoring VI	Rostered
Monitoring VII	Rostered
Monitoring VIII	Rostered
Monitoring IX	Rostered
Monitoring X	Rostered

N-IMATs	
2-5 Teams Available	
Red	
White	
Blue	
Gold	
HS	DC (Jan 28)

R-IMATs	
4-6 Teams Available	
I	3 / VT (Jan 6)
II	2 / PR (Apr 27)
III	
IV-1	TN (Apr 4)
IV-2	KY (Feb 16)
V	
VI-1	
VI-2	
VII	
VIII	KY (Apr 6)
IX-1	CA (Jan 8)
IX-2	CA (Mar 6)
X	1

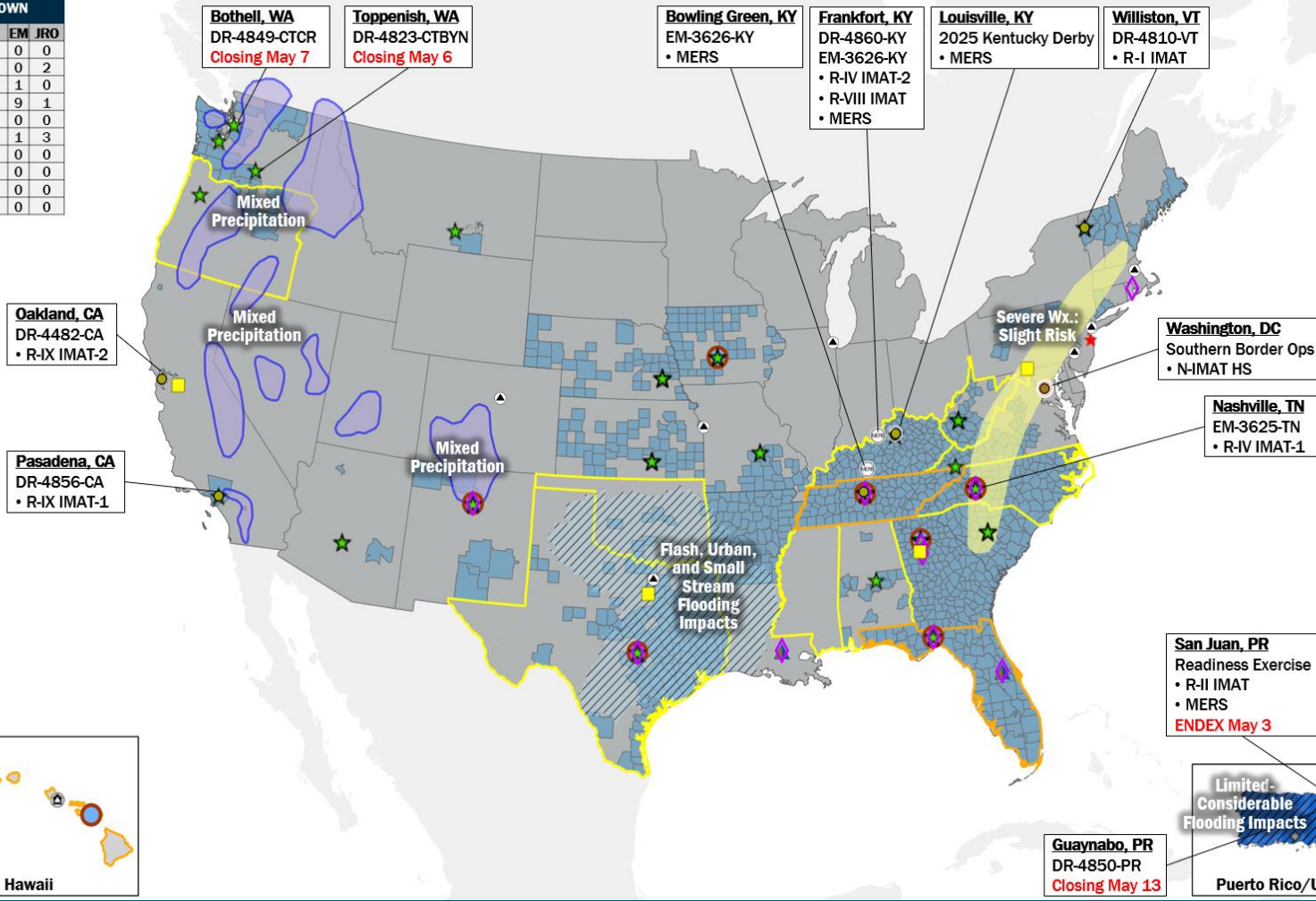
**Notes:**

<b>NRCC/RWCs/RRCCs:</b>	<b>State EOCs:</b>
• NSTR	• HI/TX: Wildfires
	• AL/FL/KY/MS/OK/TN/WV: Severe Weather
	• FL/NC: Previous Incidents
	• OR: Flooding
	• AK: Ice Jams
	• KY: Kentucky Oaks & Derby

Volunteer Force	
Rostered	Deployed
7,985	1
Surge Capacity Force	
Rostered	Deployed
8,557	0

Fully Mission Capable (FMC)
Partially Mission Capable (PMC)
Not Mission Capable (NMC)
Deployed

REGIONAL BREAKDOWN				
	JFO	DR	EM	JRO
I	3	7	0	0
II	1	1	0	2
III	2	8	1	0
IV	7	26	9	1
V	0	0	0	0
VI	2	6	1	3
VII	4	14	0	0
VIII	1	1	0	0
IX	2	5	0	0
X	5	9	0	0



**Legend:**

- FMAG
- FEMA HQ
- Regional Offices
- Joint Field Offices
- Joint Recovery Offices
- Direct Housing Mission
- Active RSF Missions
- Pre-Positioned Sites
- Federal Staging Area
- Incident Support Base
- Distribution Center
- Temporary Housing Storage Area/Site
- Large Fires
- Staging Management Team

**State Activation:**

- Full
- Partial
- Monitoring
- Declared
- Counties

## IM Workforce

14,114 (-3) Assigned  
4,904 (-4) Unavailable  
6,885 (-3) Deployed

---

16% / 2,325 (+4) Available

## IM Cadre Availability

19 Cadres ≤ 25% Availability

Civil Rights: 18% (32/179); Disaster Field Training Operations: 23% (23/98); Disability Integration: 13% (5/39); Disaster Survivor Assistance: 22% (288/1,303); External Affairs: 7% (26/396); Environmental Planning and Historic Preservation: 13% (114/883); Field Leadership: 9% (13/146); Financial Management: 15% (35/231); Hazard Mitigation: 11% (129/1,224); Human Resources: 18% (32/174); Individual Assistance: 13% (342/2,652); Interagency Recovery Coordination: 23% (79/342); Information Technology: 19% (138/713); Logistics: 13% (218/1,615); Operations: 16% (60/372); Public Assistance: 13% (292/2,308); Planning: 7% (33/454); Safety: 15% (14/94); Security: 10% (13/136)

## MERS

≥ 66%

36 Assigned  
3 Unavailable  
2 Deployed

---

31 Available

## US&R

≥ 66%

28 Assigned  
4 (+1) Unavailable  
0 Deployed

---

24 (-1) Available

## FCO

2 Type I

49 Assigned  
5 Unavailable  
40 (24 FCOR) Deployed

---

4 Available

# Joint Preliminary Damage Assessments

Region	State / Location	Incident	IA	Number of Counties		Start - End
			PA	Requested	Complete	
IV	MS	Tornadoes, Thunderstorms, and Flash Flooding Apr 2-6	IA	6	6	4/23 - 4/25
			PA	10	8	4/30 - TBD
	AL	Straight-line Winds, Lightning, Flooding, Hail, and Tornadoes Apr 6-7	IA	0	0	N/A
			PA	5	3	4/30 - TBD
V	MI	Ice Storm Mar 28	IA	12	12	4/21 - 4/25
			PA	16 (+4)	0	4/28 - TBD



FEMA

# Declaration Request – Missouri

**Declaration Type:** Major Disaster Declaration

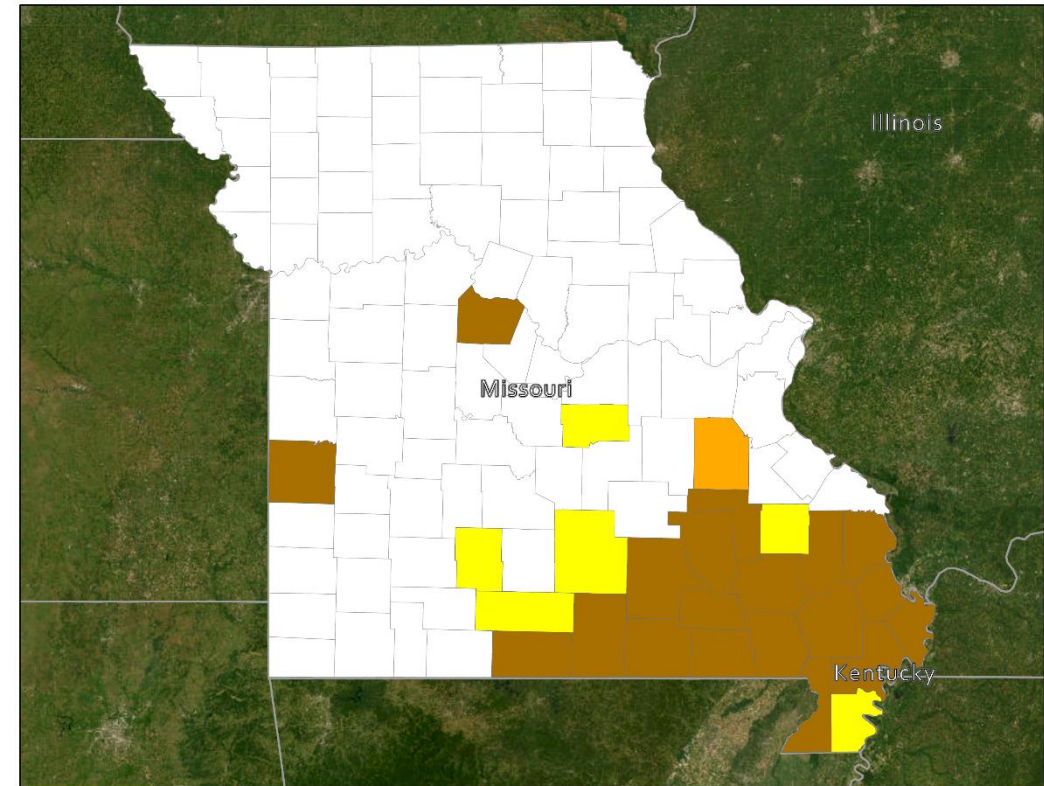
**Requested:** Apr 30

**Incident:** Severe Storms, Straight-Line Winds, Tornadoes, and Flooding

**Incident Period:** Mar 30 – Apr 8

**Requested:**

- **IA:** 1 county
- **PA:** 6 counties
- **IA/PA:** 19 counties
- **Hazard Mitigation:** Statewide



- IA
- PA
- IA/PA



**FEMA**

# Declaration Requests in Process – 14

State / Tribe / Territory – Incident Description	Type	IA	PA	HM	Requested
KY – Severe Winter Storms and Snowstorms	DR		X	X	Jan 30
OK – Wildfires and Straight-line Winds	DR	X		X	Mar 21
HI – Flooding	DR		X	X	Mar 27
MS – Severe Storms, Straight-line Winds, Tornadoes, and Flooding	DR	X	X	X	Apr 1
MO – Severe Storms, Straight-line Winds, Tornadoes, and Wildfires	DR	X	X	X	Apr 2
MI – Severe Winter Storm	EM		X		Apr 11
NE – Severe Winter Storm and Straight-line Winds	DR		X	X	Apr 14
KS – Severe Winter Storm, Straight-line Winds, Flooding, and Wildfire	DR		X	X	Apr 14
IA – Severe Winter Storm	DR		X	X	Apr 15
TX – Severe Weather and Flooding	DR	X	X	X	Apr 17
TN – Severe Storms, Straight-line Winds, Tornadoes, and Flooding	DR	X	X	X	Apr 17
AR – Severe Storms and Tornadoes (Appeal)	DR	X	X	X	Apr 18
Muscogee (Creek) Nation – Severe Winter Storm	DR		X	X	Apr 21
MO – Severe Storms, Straight-line Winds, Tornadoes, and Flooding	DR	X	X	X	Apr 30



**FEMA**



# FEMA

Helping people before, during, and after disasters.



*Scan to subscribe to this briefing.*