

FEMA National Watch Center

# Daily Operations Briefing

Tuesday, May 2, 2023

8:30 a.m. ET



**FEMA**

# National Current Ops / Monitoring

---

## New Significant Incidents / Ongoing Ops

- No new significant incidents / operations

## Hazard Monitoring

- Heavy Snow – Great Lakes and West Virginia
- Mixed Precipitation – California and Central Great Basin, Central Rockies, Southern Appalachians and Great Lakes to the Northeast

---

## Disaster Declaration Activity

- No new declaration activity

## Event Monitoring

- No significant events



**FEMA**

# Spring Flooding – RFC River Forecasts / Snow Water Equivalent

## RFC Max Stage Forecast

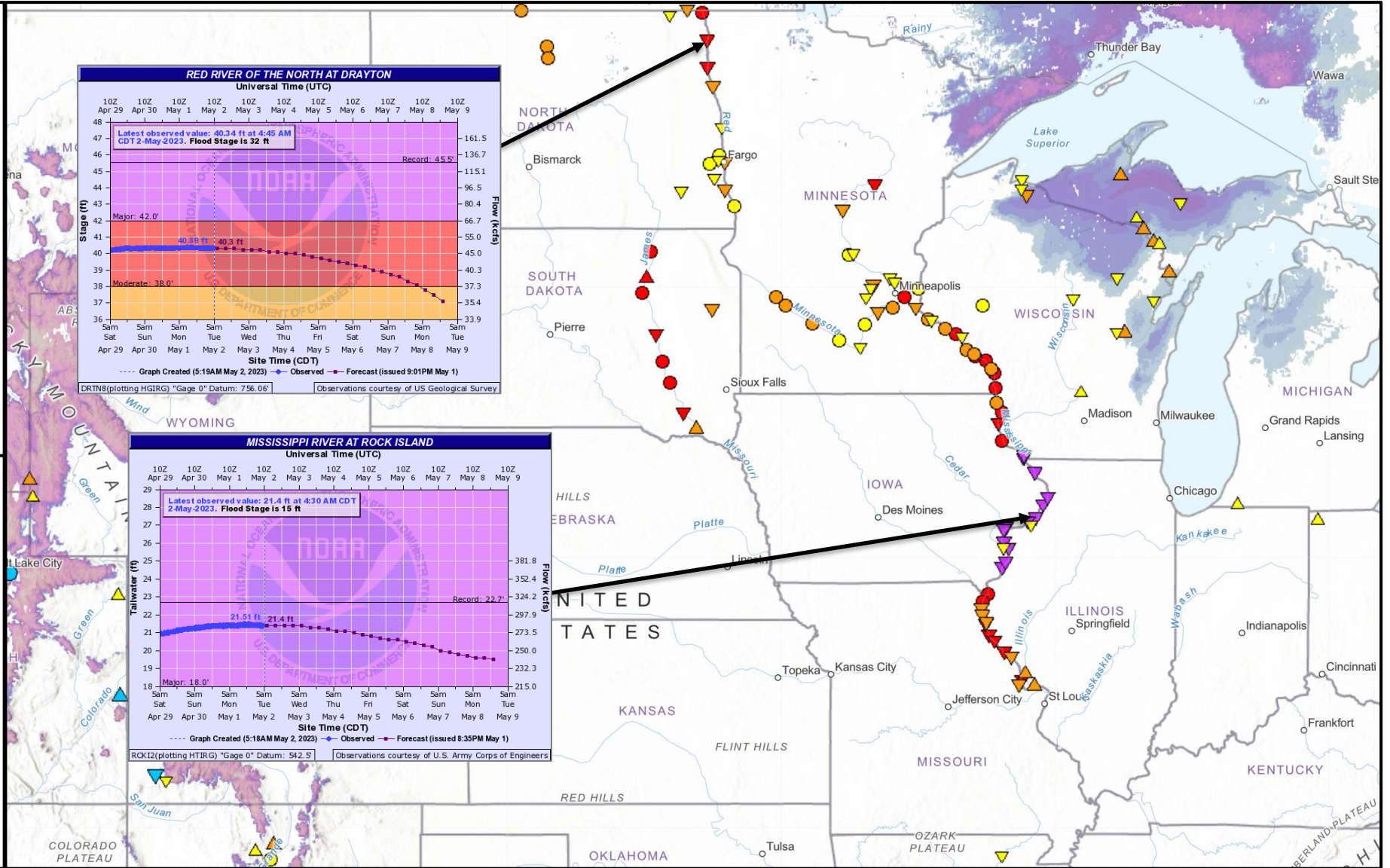
Max Status - Forecast Trend

- ▲ Record (Increasing)
- Record (Constant)
- ▼ Record (Decreasing)
- ▲ Major (Increasing)
- Major (Constant)
- ▼ Major (Decreasing)
- ▲ Moderate (Increasing)
- Moderate (Constant)
- ▼ Moderate (Decreasing)
- ▲ Minor (Increasing)
- Minor (Constant)
- ▼ Minor (Decreasing)
- ▲ Action (Increasing)
- Action (Constant)
- ▼ Action (Decreasing)

## SNODAS SWE Analysis

Image

- 0 - 0.04
- 0.04 - 0.20
- 0.20 - 0.39
- 0.39 - 0.98
- 0.98 - 2.00
- 2.00 - 3.90
- 3.90 - 5.90
- 5.90 - 9.80
- 9.80 - 20
- 20 - 30
- 30 - 39
- 39 - 79





# Spring Flooding – RFC River Forecasts / Snow Water Equivalent

## RFC Max Stage Forecast

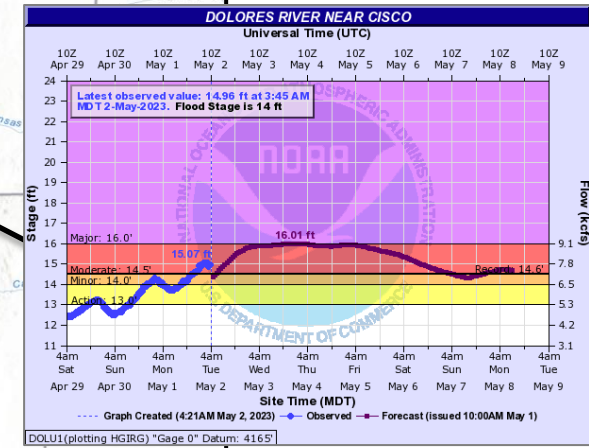
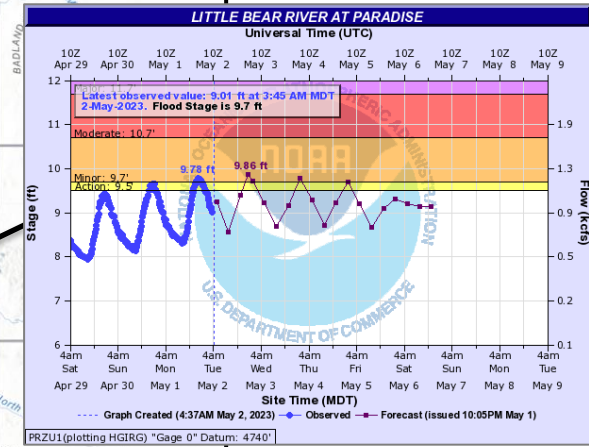
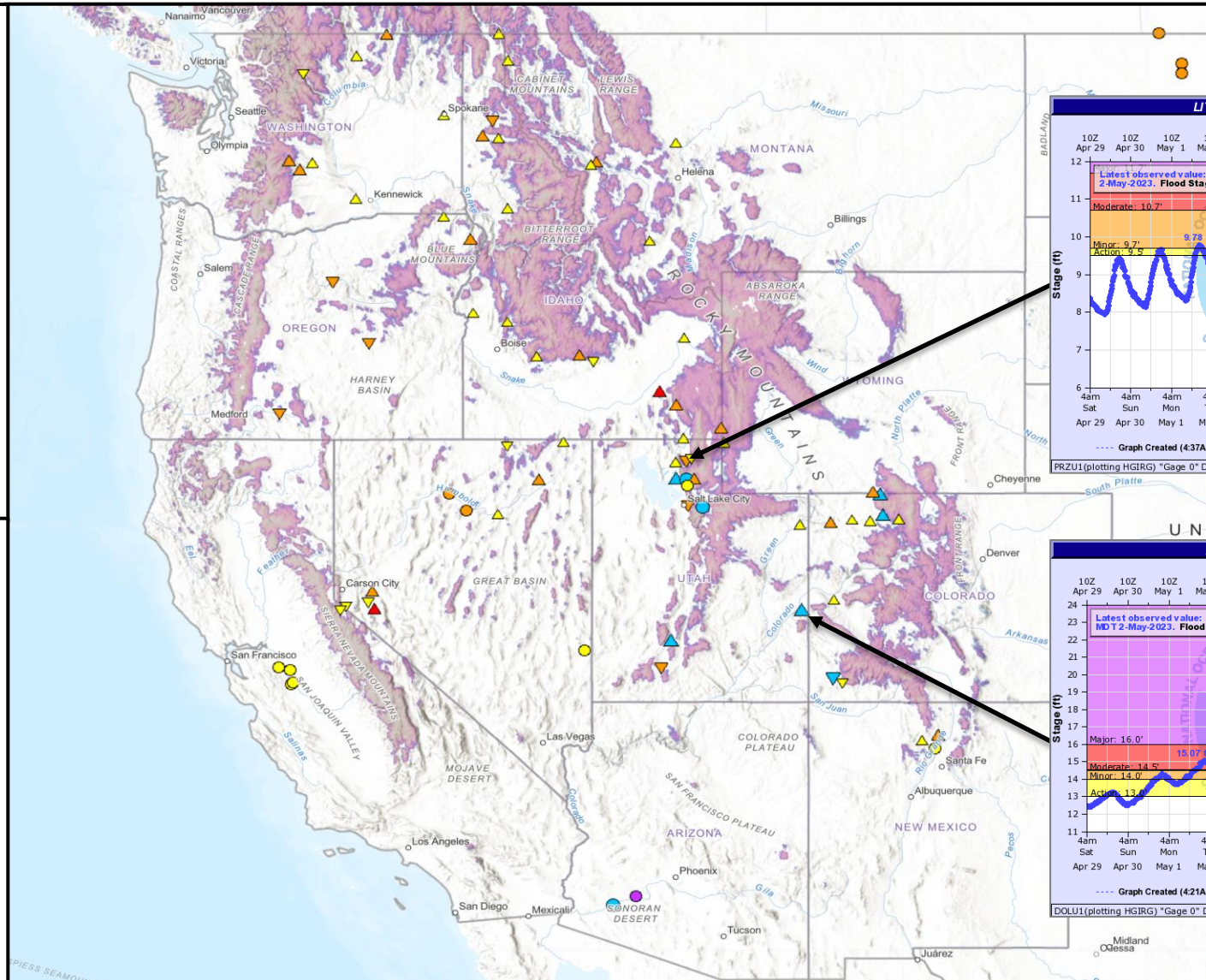
Max Status - Forecast Trend

- ▲ Record (Increasing)
- Record (Constant)
- ▼ Record (Decreasing)
- ▲ Major (Increasing)
- Major (Constant)
- ▼ Major (Decreasing)
- ▲ Moderate (Increasing)
- Moderate (Constant)
- ▼ Moderate (Decreasing)
- ▲ Minor (Increasing)
- Minor (Constant)
- ▼ Minor (Decreasing)
- ▲ Action (Increasing)
- Action (Constant)
- ▼ Action (Decreasing)

## SNODAS SWE Analysis

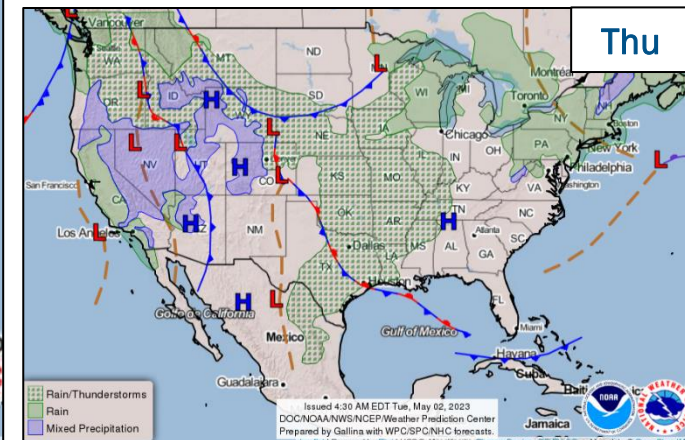
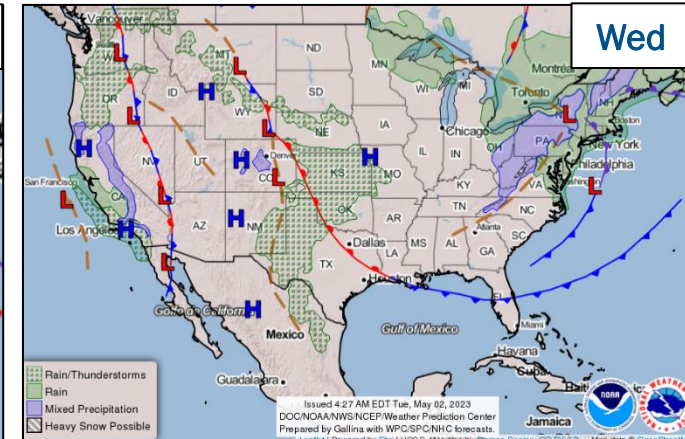
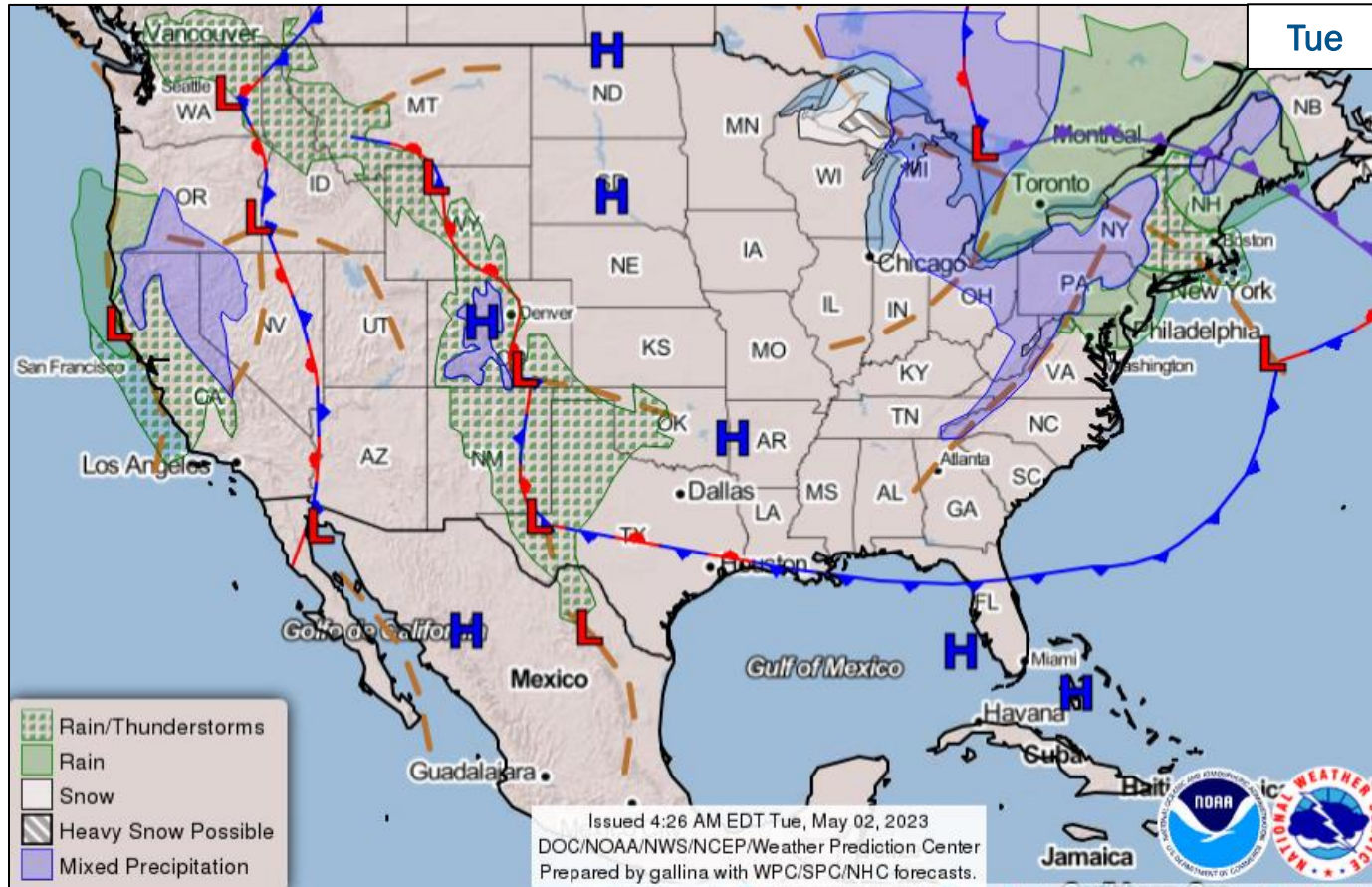
Image

- 0 - 0.04
- 0.04 - 0.20
- 0.20 - 0.39
- 0.39 - 0.98
- 0.98 - 2.00
- 2.00 - 3.90
- 3.90 - 5.90
- 5.90 - 9.80
- 9.80 - 20
- 20 - 30
- 30 - 39
- 39 - 79





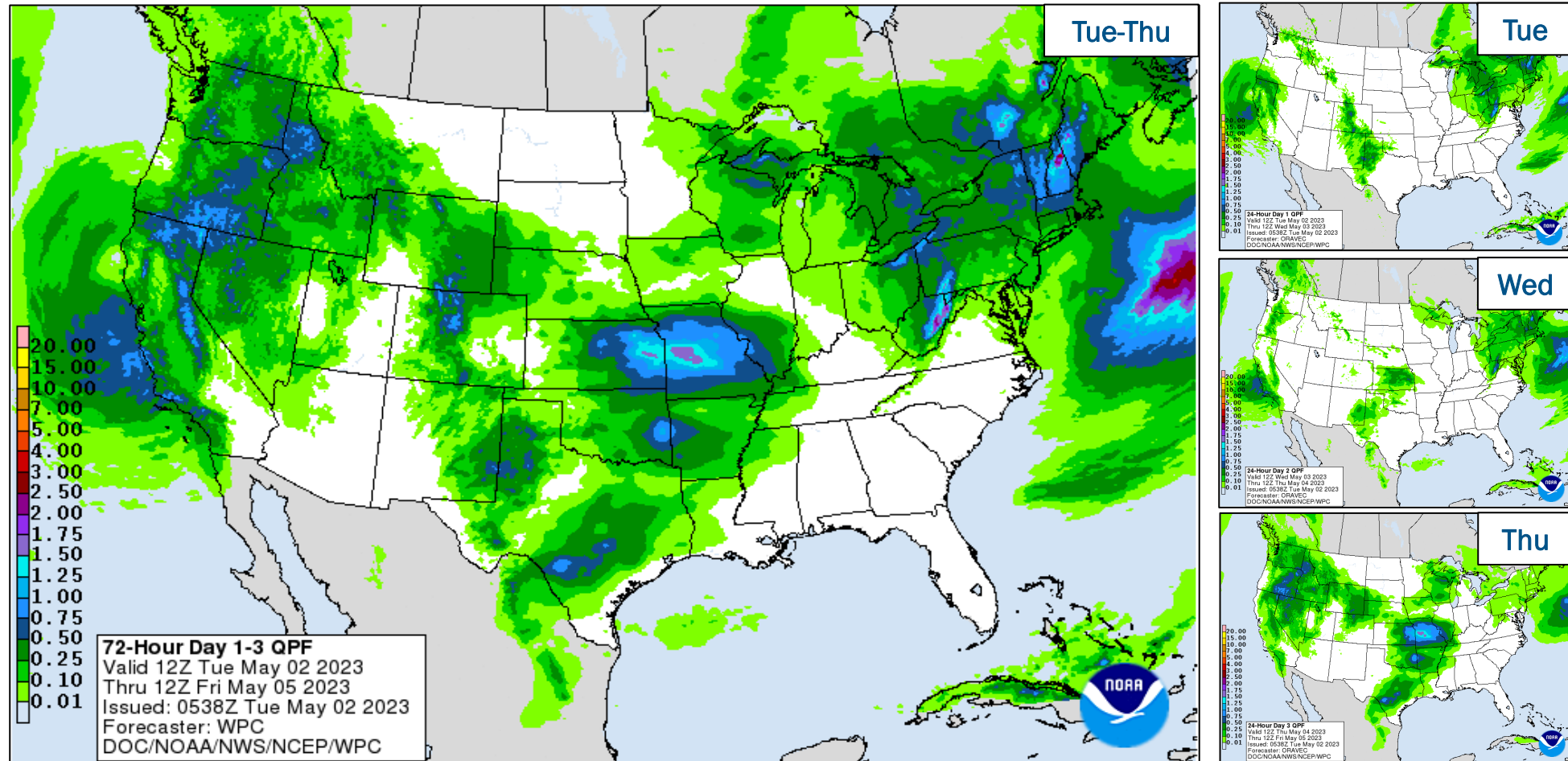
# National Weather Forecast



FEMA

National Watch Center

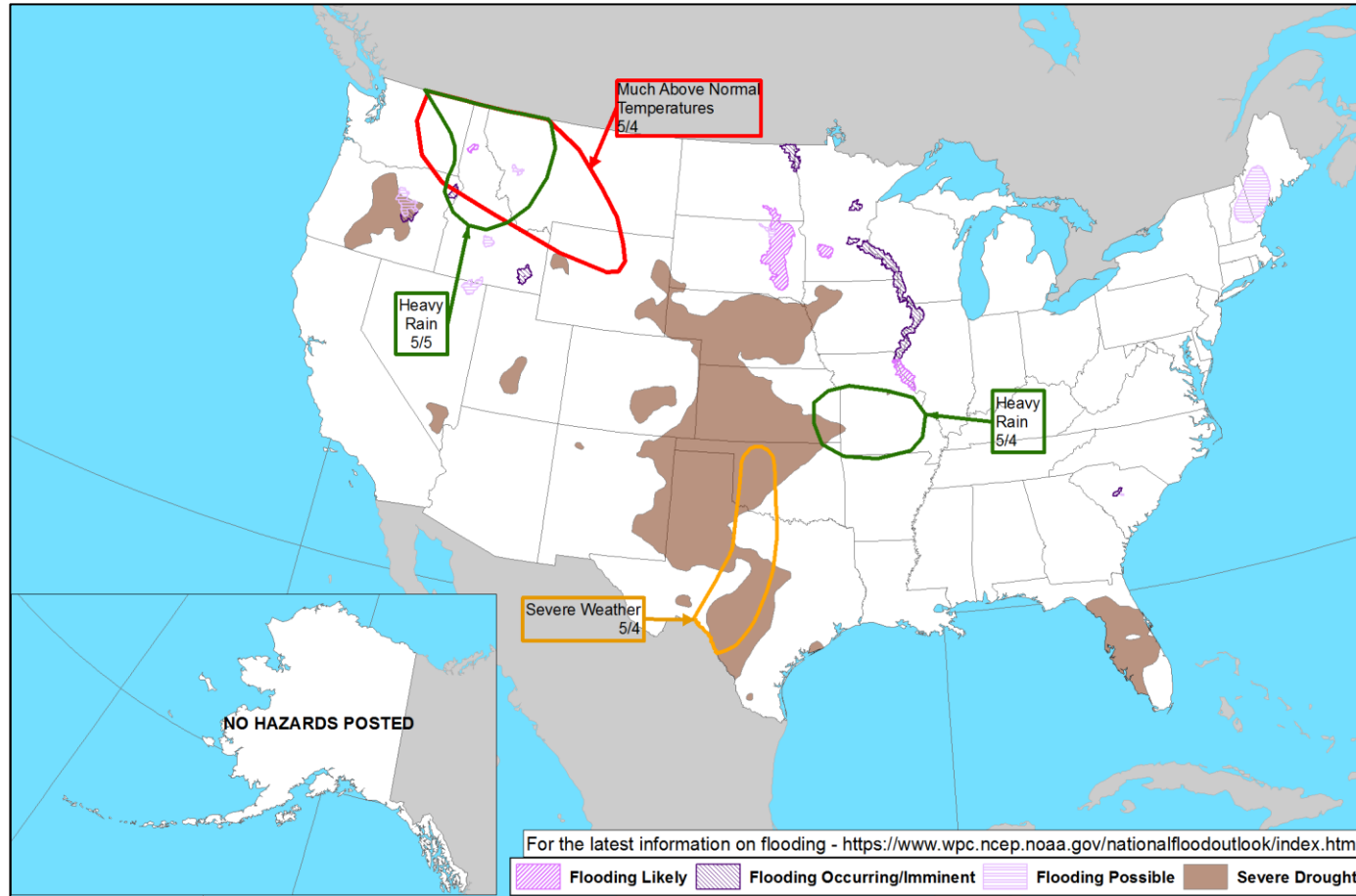
# Precipitation Forecast



FEMA

National Watch Center

# Hazards Outlook – May 4-8



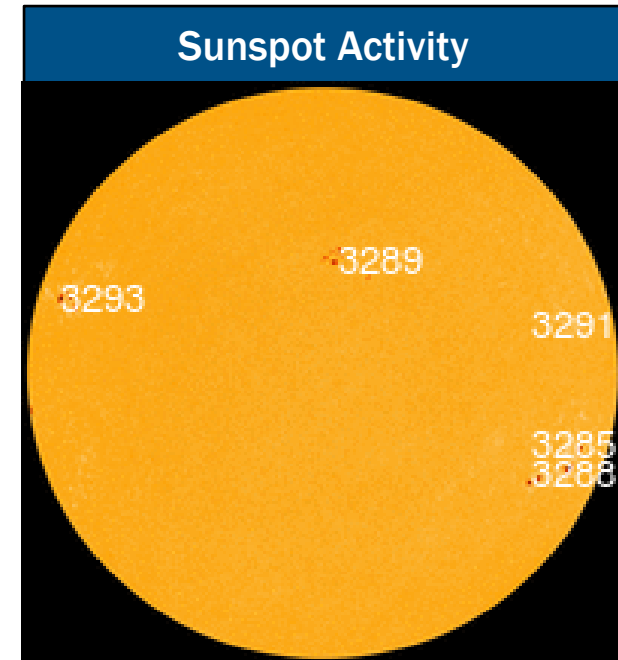

FEMA



# Space Weather Outlook

	Space Weather Activity	Geomagnetic Storms	Solar Radiation	Radio Blackouts
Past 24 Hours	Moderate	None	None	R2
Next 24 Hours	None	None	None	None

For further information on NOAA Space Weather Scales refer to: <http://www.swpc.noaa.gov/noaa-scales-explanation>  
 For further information on Sunspot Activity refer to: <https://www.swpc.noaa.gov/phenomena/sunspotssolar-cycle>



FEMA



# FEMA Common Operating Picture

**10 + 7**  
Joint Field Offices  
Virtual Joint Field Offices

**60 + 4**  
Supporting  
Major Disasters  
Emergency Declarations

**9**  
Direct Housing Missions

**12**  
RSF-Supported Disasters

Tuesday  
May 2, 2023  
8:30 a.m. ET

FEMA HQ	
NWC	NRCC
Monitoring	Rostered
FEMA REGIONS	
Watch	RRCC
Monitoring	I Rostered
Monitoring	II Rostered
Monitoring	III Rostered
Monitoring	IV Rostered
Monitoring	V Rostered
Monitoring	VI Rostered
Enhanced	VIII Rostered
Monitoring	IX Rostered
Monitoring	X Rostered
Notes:	
RWC/RRCC: • RVIII RWC: Day shift (Flooding)	State EOCs: • AL/IL/MS/TN/TX: Severe Weather • FL: TC Ian • CA/IA/MT/MN/NV/UT/ME: Flooding • CO: Avian Influenza, Public Health Support, and Suncor Refinery • AZ/CO: SW Border Coordination • WY: Winter Weather • AS: Measles Outbreak • CA/DC/MD/WV: COVID Support
Surge Capacity Force	
Rostered 7,322	Deployed 0

N-IMATs 2-4 Teams Available	
Red	
White	
Blue	
Gold	
R-IMATs 4-6 Teams Available	
I	NH
II	Personnel
III	2
IV-1	MS
IV-2	TN
V	IN
VI-1	AR
VI-2	OK
VII	Training/Exercise
VIII	
IX-1	Reconstituting
IX-2	CA
X	1

REGIONAL BREAKDOWN			
	JFO/VJFO	DR	EM
I	1/0	6	0
II	1/2	4	1
III	1/0	3	0
IV	4/1	13	2
V	0/0	1	0
VI	2/1	6	0
VII	0/0	0	0
VIII	0/1	5	0
IX	0/1	12	1
X	1/1	10	0

**Alaska**

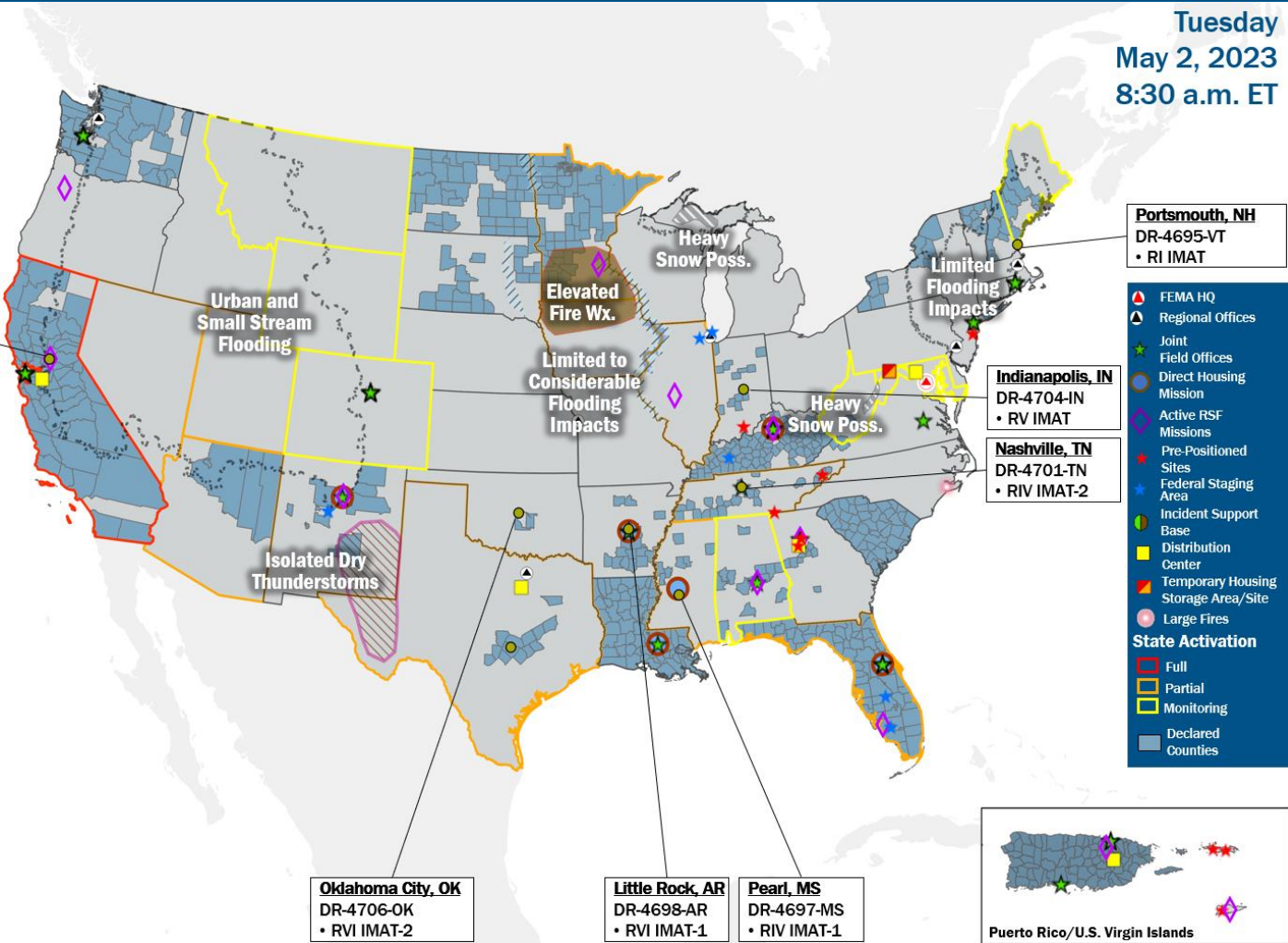
**Northern Mariana Islands**

**Guam**

**American Samoa**

**Hawaii**

**Sacramento, CA**  
DR-4683-CA  
• RIX IMAT-2



## IM Workforce

13,427 (+14) Assigned  
4,391 (+127) Unavailable  
5,884 (+20) Deployed

---

23% / 3,152 (-133) Available

## IM Cadre Availability ≤ 25% Availability

Civil Rights: 15% (19/130); Disaster Field Training Operations: 24% (22/92); Disaster Integration: 0% (0/58); External Affairs: 22% (110/498); Environmental Planning and Historic Preservation: 14% (113/824); Field Leadership: 12% (16/137); Hazard Mitigation: 12% (148/1,218); Human Resources: 15% (24/165); Interagency Recovery Coordination: 17% (53/303); Information Technology: 22% (137/619); Logistics: 22% (330/1,467); Operations: 13% (45/347); Public Assistance: 10% (229/2,188); Planning: 10% (43/446); Safety: 5% (4/80); Security: 15% (21/143)

## MERS

≥ 66%

36 Assigned  
0 Unavailable  
0 Deployed

---

36 Available

## US&R

≥ 66%

28 Assigned  
2 Unavailable  
0 Deployed

---

26 Available

## FCO

≤ 1 Type I

48 Assigned  
5 Unavailable  
37 (26 (-1) FCOR) Deployed

---

6 Available

# Joint Preliminary Damage Assessments

Region	State / Location	Incident	IA	Number of Counties		Start - End
			PA	Requested	Complete	
I	NH	Snow Storm Mar 13-15	IA	0	0	N/A
			PA	3	0	4/10 - TBD
II	NY	Severe Winter Storm Dec 23-25	IA	0	0	N/A
			PA	7	5	1/24 - TBD
VI	TX	Winter Storm Jan 29 and continuing	IA	0	0	N/A
			PA	29	18	3/6 - TBD
IX	CA	Severe Weather and Flooding Mar 9 and continuing	IA	16	16 (+1)	3/18 - 4/28
			PA	43	43 (+1)	3/18 - 4/27
	Trinidad Rancheria	Severe Weather Mar 18 and continuing	IA	0	0	N/A
			PA	1	0	5/2 - TBD



FEMA

# Declaration Requests in Process – 8

State / Tribe / Territory – Incident Description	Type	IA	PA	HM	Requested
Choctaw Nation of Oklahoma – Tornadoes	DR		X	X	Jan 3
CA – Heat Dome and Wildfires (Appeal)	DR		X	X	Mar 5
ND – Severe Winter Storms	DR		X	X	Mar 21
KY – Severe Storms, Straight-line Winds, Flooding, Landslides, and Mudslides	DR		X	X	Mar 27
IL – Severe Storm, Straight-line Winds, and Tornadoes	EM		X		Apr 5
SBLI* – Severe Winter Storm and Flooding	DR		X	X	Apr 21
SBLI* – Severe Storm and Flooding	DR		X	X	Apr 21
AL – Severe Storm, Straight-line Winds, and Tornadoes	DR	X	X	X	Apr 25

\*Soboba Band of Luiseño Indians



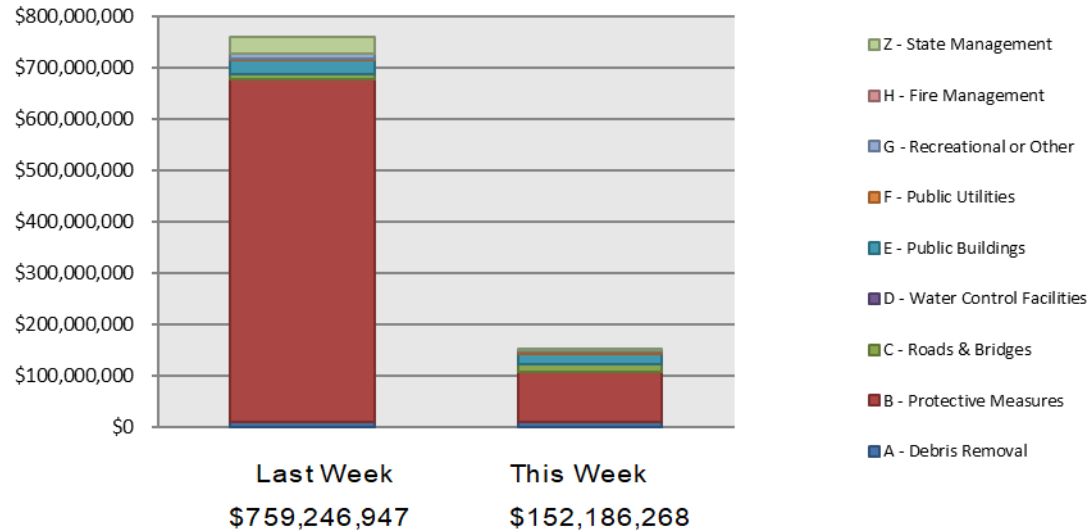
**FEMA**



# Public Assistance Grant Program

PA Project Worksheets Obligated in past week, as of 05/01/2023 at 1500 EDT										
PA Category	Emergency Work		Permanent Work				H - Fire Management	Z - State Management	Total	
	A - Debris Removal	B - Protective Measures	C - Roads & Bridges	D - Water Control Facilities	E - Public Buildings	F - Public Utilities				G - Recreational or Other
Number Of PWs Obligated	25	176	34	3	22	9	10	0	29	308
Federal Share Obligated	\$8,733,010.47	\$99,095,989.77	\$13,709,271.29	\$151,163	\$21,186,231.61	\$3,964,433.55	\$1,916,142.60	\$0	\$3,430,025.40	\$152,186,267.67

## Public Assistance Obligated per Category 4/17/2023 through 05/01/2023



## COVID-19 Obligated as of 05/01/2023

- Total Public Assistance Obligated: \$62,711,990,759

## This Week's PA Highlights

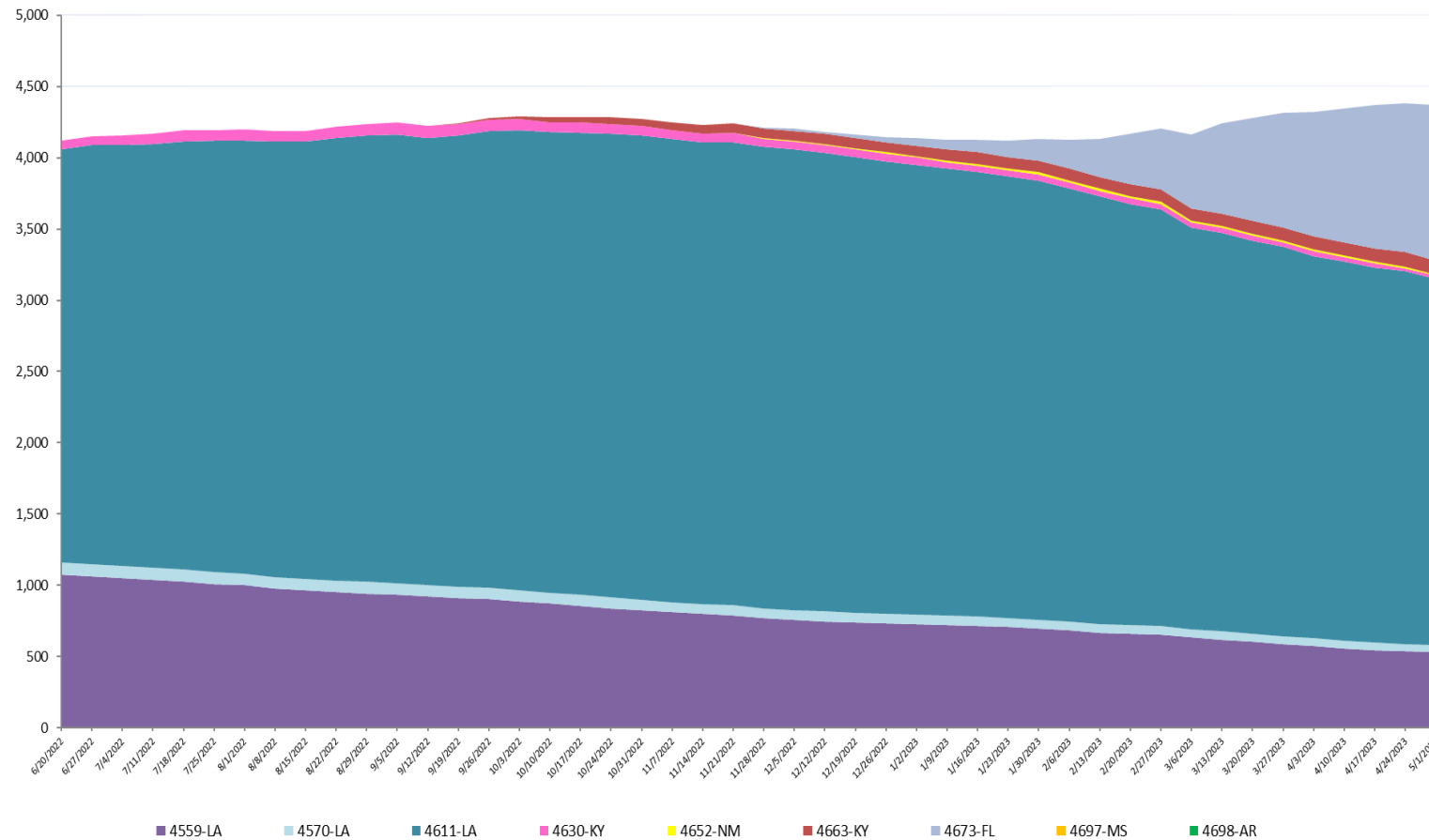
- In 4559-LA  
\$15 Million obligated for Category E- Public Buildings
- In 4482-CA  
\$7.5 Million obligated for Category B- Protective Measures
- In 4339-PR  
\$10 Million obligated for Category C- Roads and Bridges



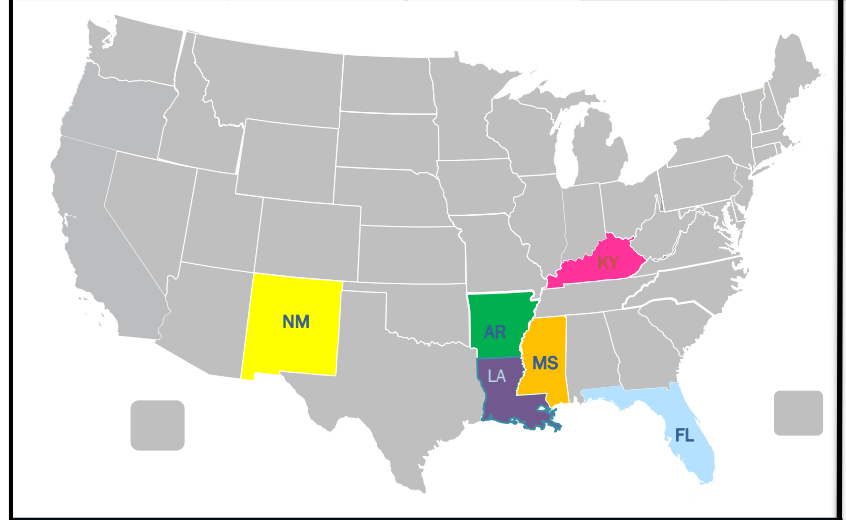
# Direct Housing

## Total Households in FEMA Direct Housing per State

Past Year per Week, 6/20/2022 – 05/01/2023. There are currently **4,371** Households Occupying **4,396** Temporary Units.



DR	IA Declaration Date	Program End Date	Current # of Households in Direct Housing (Weekly Change)
4698-AR	4/2/2023	10/2/2024	0 (0)
4697-MS	3/26/2023	9/26/2024	0 (0)
4673-FL	9/29/2022	3/29/2024	1094 (47)
4663-KY	7/29/2022	1/29/2024	97 (-4)
4652-NM	5/4/2022	11/4/2023	8 (-3)
4630-KY	12/12/2021	6/13/2023	23 (0)
4611-LA	8/29/2021	2/28/2023	2565 (-47)
4570-LA	10/16/2020	4/16/2022	54 (0)
4559-LA	8/28/2020	2/28/2022	530 (-6)

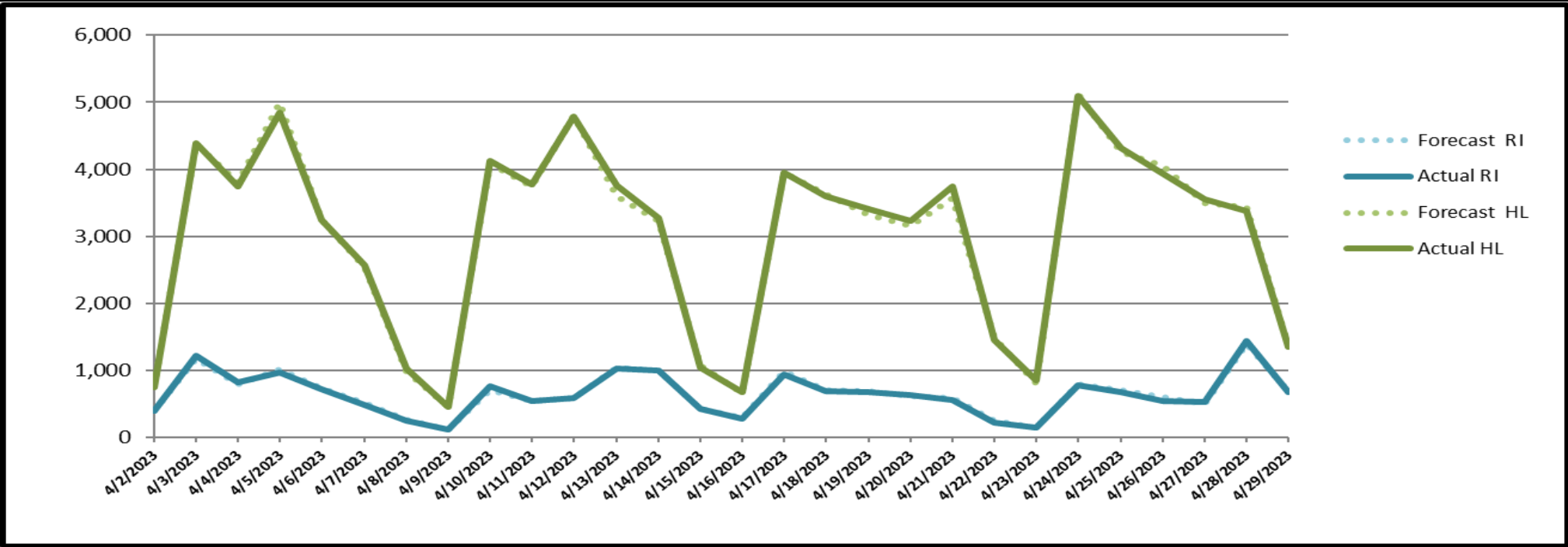


States with Currently Occupied Units

# NPSC Call Activity

NPSC Call Activity in the Past Week 4/23/2023 through 4/29/2023		
Call Type	Projected Calls	Actual Calls
Registration Intake:	4,125	4,018
Helpline:	19,775	20,046
Combined:	23,900	24,064

NPSC Call Forecasting and Actual Calls Over the Past 4 Weeks  
4/2/2023 through 4/29/2023





# Individual Assistance Activity

IHP Approved per Category in the Past  
2 Weeks – 04/17/2023 through 05/01/2023





# FEMA

Helping people before, during, and after disasters.



*Scan to subscribe to this briefing.*