

FEMA National Watch Center

Daily Operations Briefing

Wednesday, May 1, 2024

8:30 a.m. ET



FEMA

National Current Ops / Monitoring

New Significant Incidents / Ongoing Ops

- No significant incidents / operations

Hazard Monitoring

- Severe Thunderstorms – Southern and Central Plains
- Heavy Rain/Flash Flooding – Southern and Central Plains
- Critical Fire Weather – New Mexico

Disaster Declaration Activity

- Approval: Major Disaster Declaration – OK
- Request: Major Disaster Declaration – KY

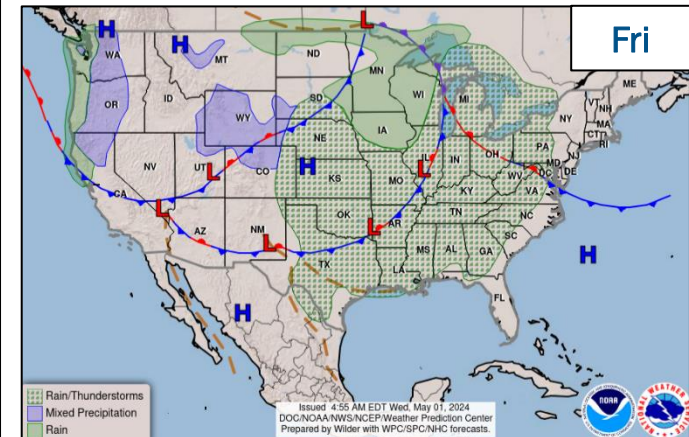
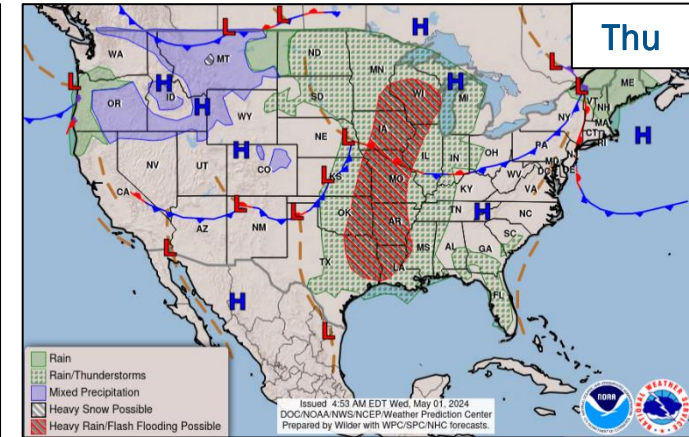
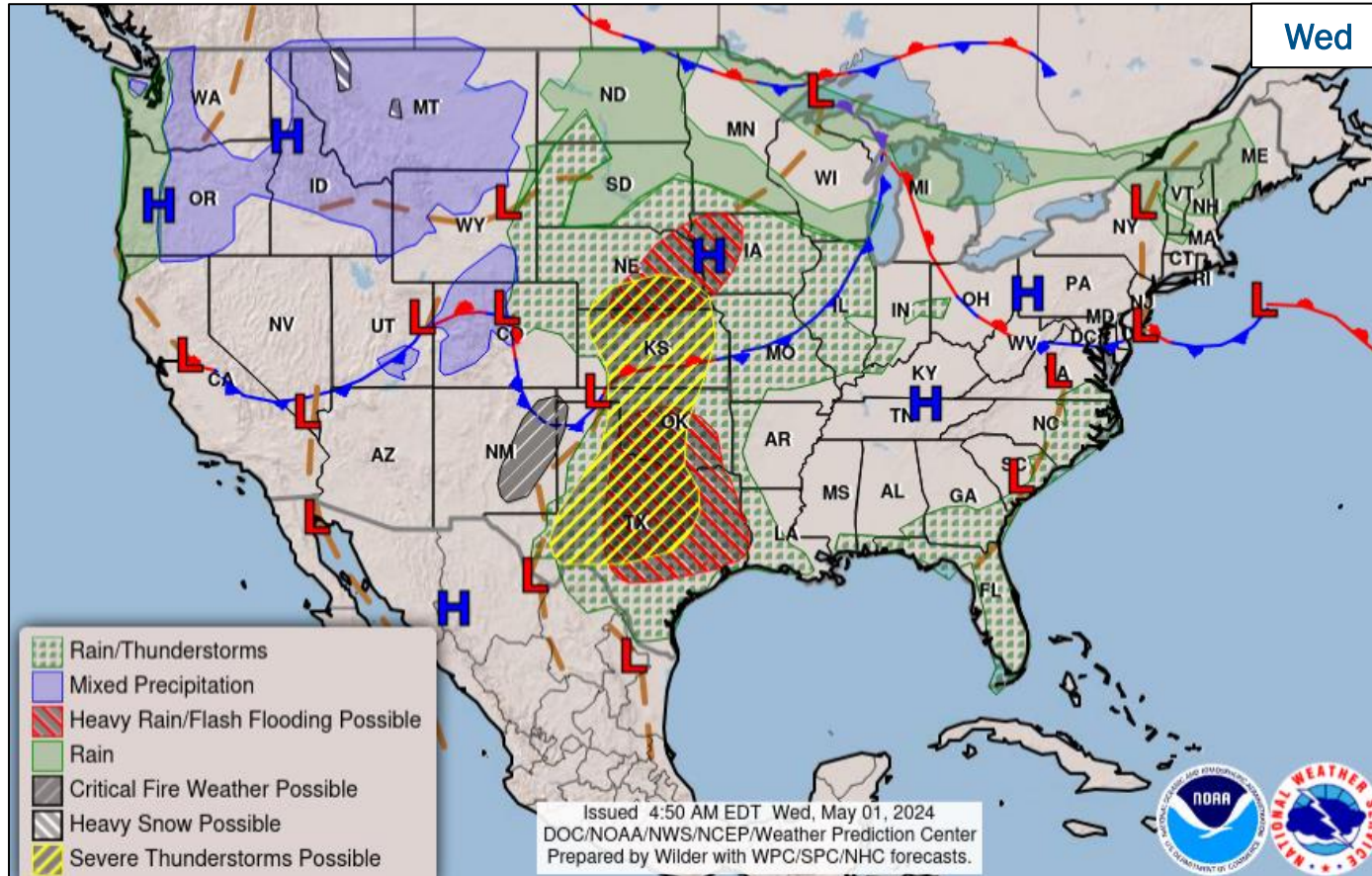
Event Monitoring

- No new significant events



FEMA

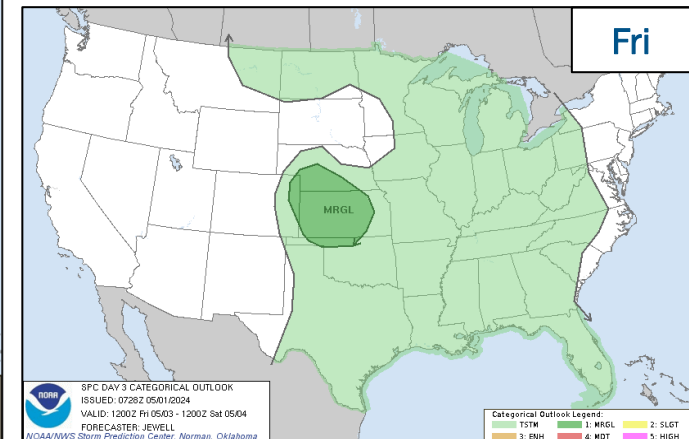
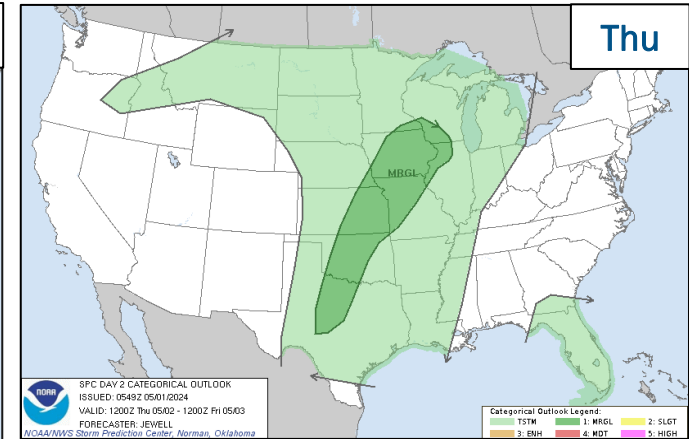
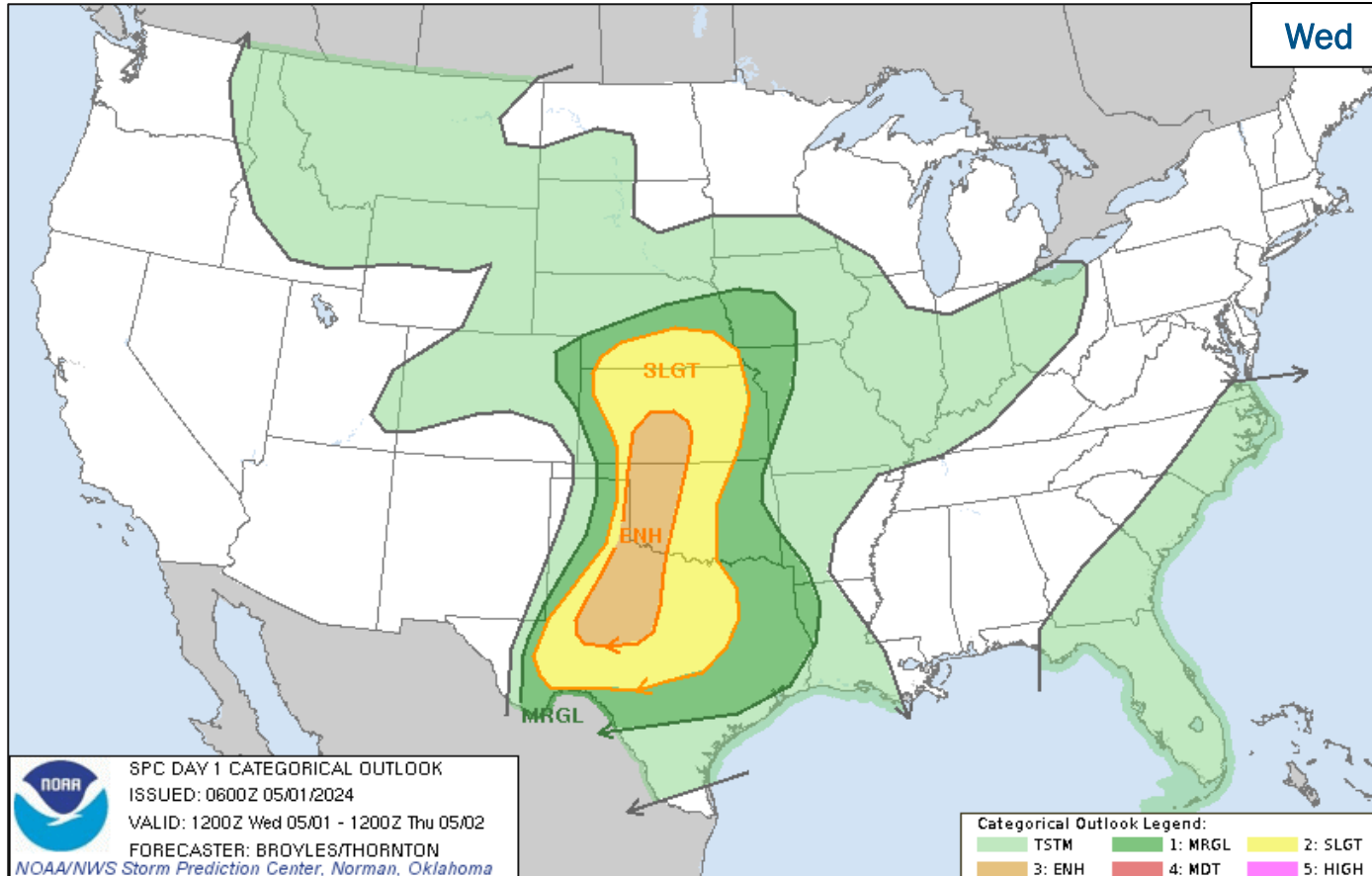
National Weather Forecast



FEMA

National Watch Center

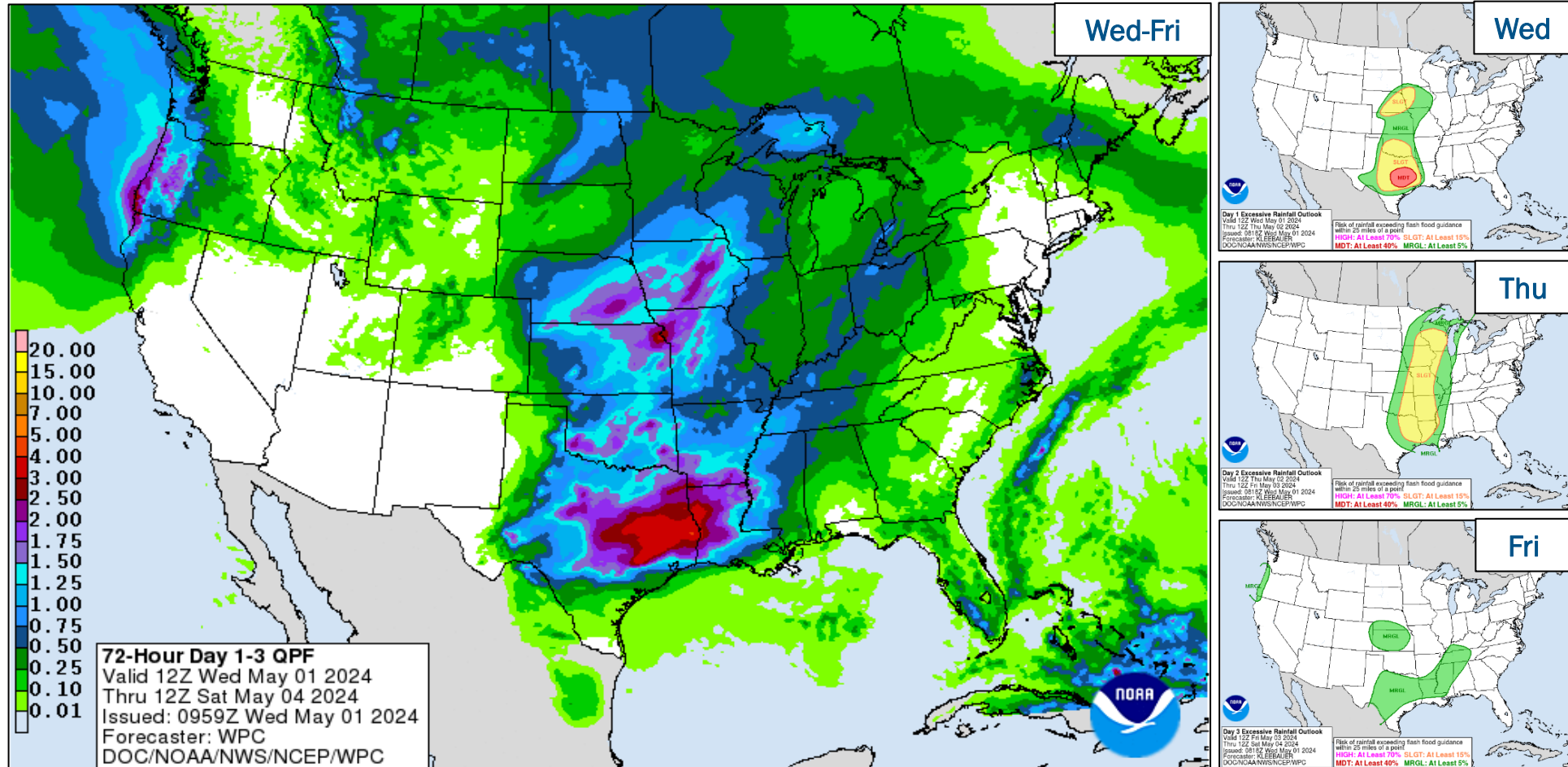
Severe Weather Outlook



FEMA

National Watch Center

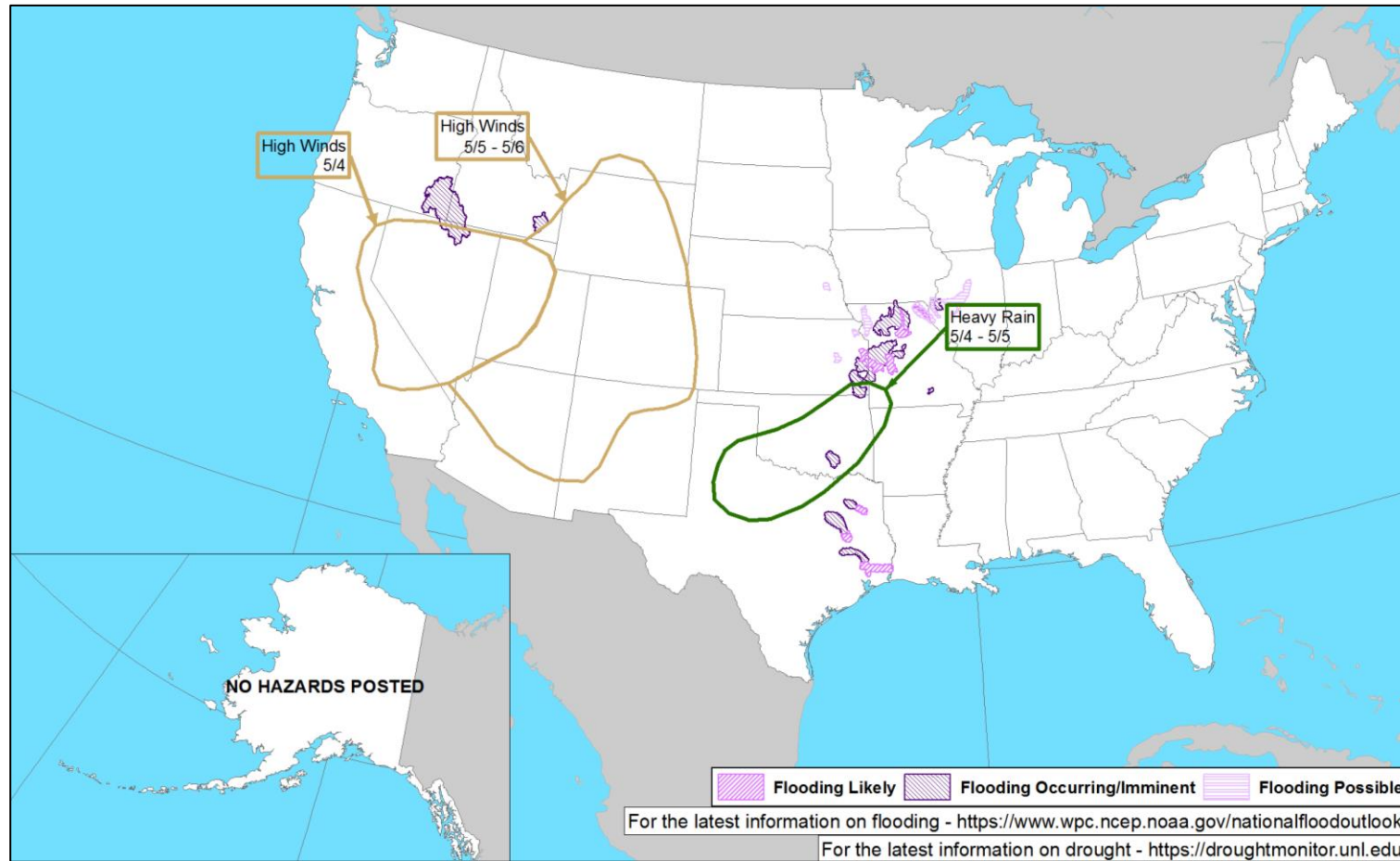
Precipitation & Excessive Rainfall



FEMA

National Watch Center


Hazards Outlook – May 3-7



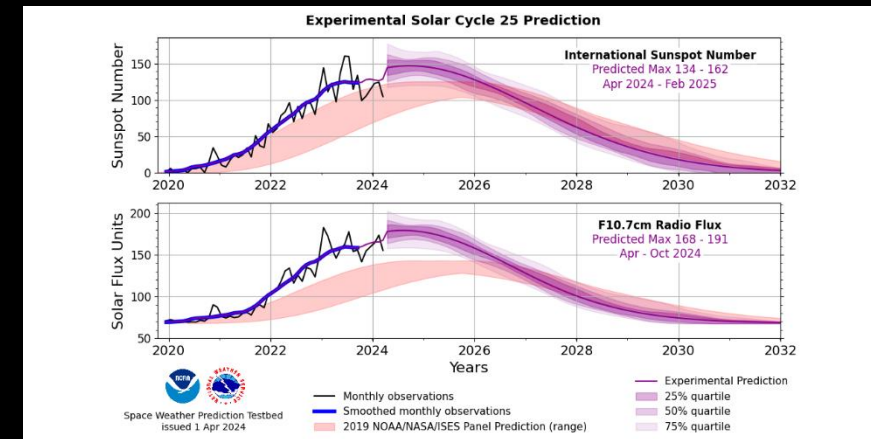
FEMA

Space Weather Summary/Outlook

	Past 24 Hours	02 MAY	03 MAY
Solar Flare (Radio Blackout) R Scale (R1-R2/ R3+)	R1-Minor	45% / 10%	35% / 5%
Solar Radiation Storms S Scale	None	5%	5%
Geomagnetic Storms G Scale	None	30%	30%



- **KEY MESSAGE:** No solar events are expected to reach FEMA thresholds at this time.
- **OUTLOOK:** Current solar cycle is now predicted to **PEAK between now and early 2025**, but significant activity is still possible well after the peak.



FEMA

FEMA Common Operating Picture

20 + 3 Joint Field Offices Virtual Joint Field Offices Supporting
78 + 2 Major Disasters Emergency Declarations
12 Direct Housing Missions
26 RSF-Supported Disasters

Wednesday
May 1, 2024
8:30 a.m. ET

FEMA HQ		
NWC	NRCC	
Monitoring	Activated	
FEMA REGIONS		
Watch	RRCC	
Monitoring	I	Rostered
Monitoring	II	Rostered
Monitoring	III	Rostered
Monitoring	IV	Rostered
Monitoring	V	Rostered
Monitoring	VI	Rostered
Monitoring	VII	Rostered
Monitoring	VIII	Rostered
Monitoring	IX	Rostered
Monitoring	X	Rostered

N-IMATs	
2-5 Teams Available	
Red	
White	
Blue	
Gold	
HS	

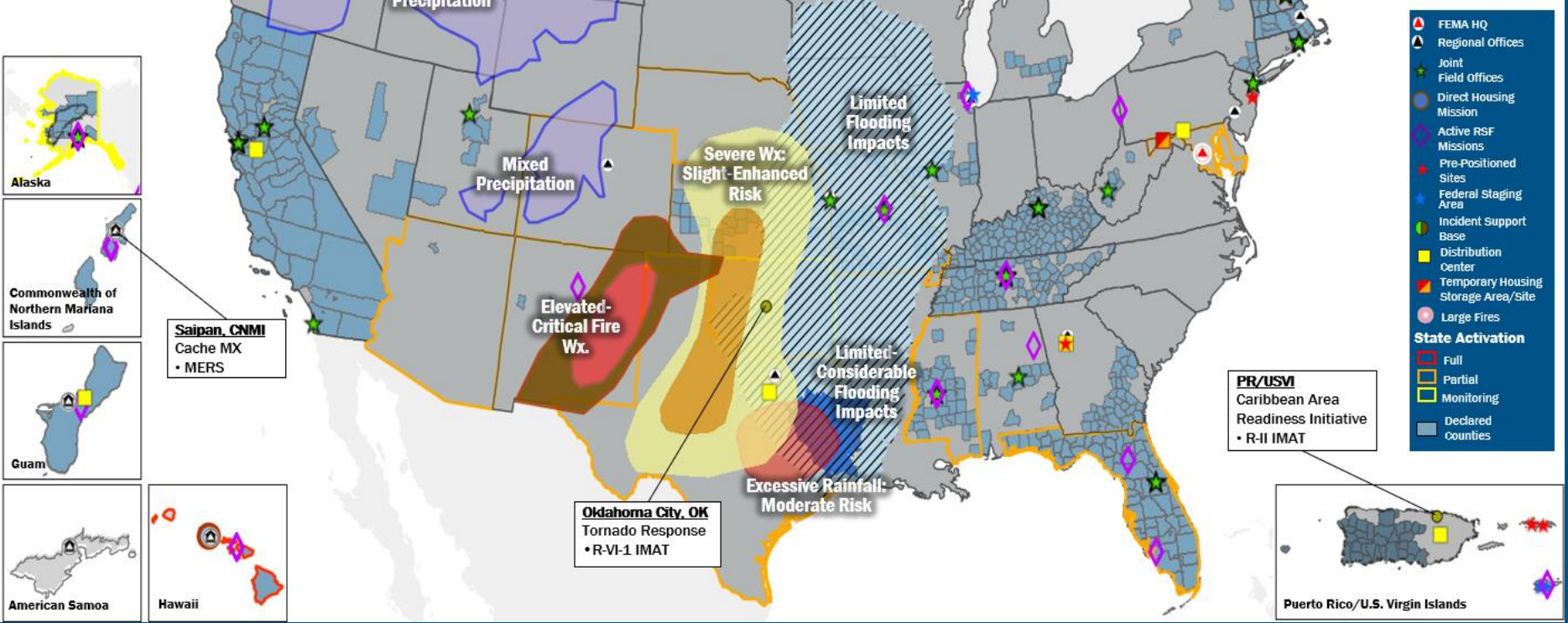
R-IMATs	
≥ 7 Teams Available	
I	ME
II	PR/USVI
III	
IV-1	
IV-2	1
V	
VI-1	OK
VI-2	3
VII	2
VIII	
IX-1	Personnel
IX-2	Personnel
X	OR

Notes:
RWCs/RRCCs/IMATs:
 • NRCC: Sustained Ops
STATE EOCs:
 • FL/MO/MS/NE/OK: Severe Weather
 • TX: Ongoing Threats
 • AZ: SW Border
 • MD: Key Bridge Incident
 • HI/OK: Wildfires
 • CO: U.S. 50 Closure
 • AK: 2024 Riverwatch Operations

Volunteer Force	
Rostered	Deployed
7,794 (+1)	88
Surge Capacity Force	
Rostered	Deployed
7,880 (+3)	0

Fully Mission Capable (FMC)
Partially Mission Capable (PMC)
Not Mission Capable (NMC)
Deployed

REGIONAL BREAKDOWN			
JFO/VJFO	DR	EM	
I	4/0	15	2
II	1/1	3	0
III	1/0	1	0
IV	5/0	19	0
V	1/0	3	0
VI	0/0	1	0
VII	2/0	3	0
VIII	1/0	2	0
IX	2/1	21	0
X	3/1	10	0



Legend

- FEMA HQ
- Regional Offices
- Joint Field Offices
- Direct Housing Mission
- Active RSF Missions
- Pre-Positioned Sites
- Federal Staging Area
- Incident Support Base
- Distribution Center
- Temporary Housing Storage Area/Site
- Large Fires

State Activation

- Full
- Partial
- Monitoring
- Declared Counties

IM Workforce
 13,907 (-4) Assigned
 4,378 (+66) Unavailable
 5,204 (-56) Deployed
 31% / 4,325 (-14) Available

IM Cadre Availability
 9 (-1) Cadres ≤ 25% Availability
 Environmental Planning and Historic Preservation: 20% (156/799); Field Leadership: 15% (23/149);
 Financial Management: 12% (27/224); Hazard Mitigation: 24% (300/1,264);
 Human Resources: 20% (35/176); Public Assistance: 23% (512/2,187); Planning: 12% (57/465);
 Safety: 19% (15/80); Security: 18% (26/141)

MERS
 > 66%
 36 Assigned
 0 Unavailable
 0 Deployed
36 Available

US&R
 > 66%
 28 Assigned
 1 Unavailable
 0 Deployed
27 Available

FCO
 ≤ 1 Type I
 49 Assigned
 8 Unavailable
 33 (-1) (24 FCOR) Deployed
8 (+1) Available

Joint Preliminary Damage Assessments

Region	State / Location	Incident	IA	Number of Counties		Start - End
			PA	Requested	Complete	
I	ME	Severe Winter Storm Apr 3-4	IA	0	0	N/A
			PA	2	0	4/19 - TBD
	NH	Severe Storms and Flooding Apr 3 - Continuing	IA	0	0	N/A
			PA	10	0	TBD
IV	KY	Severe Storms and Tornadoes Apr 1-2	IA	11	11	4/16 - 4/18
			PA	41	36	4/23 - TBD
	SC	Severe Storms and Hail Apr 20	IA	1	0	5/1 - TBD
			PA	0	0	N/A
	MS	Severe Weather (Tornadoes/Thunderstorms/Flash Flooding) Apr 8-11	IA	6	0	5/7 - TBD
			PA	0	0	N/A
V	OH	Flooding Apr 1-4	IA	0	0	N/A
			PA	10	0	5/1 - TBD
VII	NE	Severe Storms Apr 6-7	IA	0	0	N/A
			PA	8	0	4/15 - TBD
IX	HI	Kauai April Rain Apr 11-14	IA	1	0	4/29 - TBD
			PA	1	0	4/29 - TBD



FEMA

Declaration Request – Kentucky

Declaration Type: Major Disaster – Kentucky

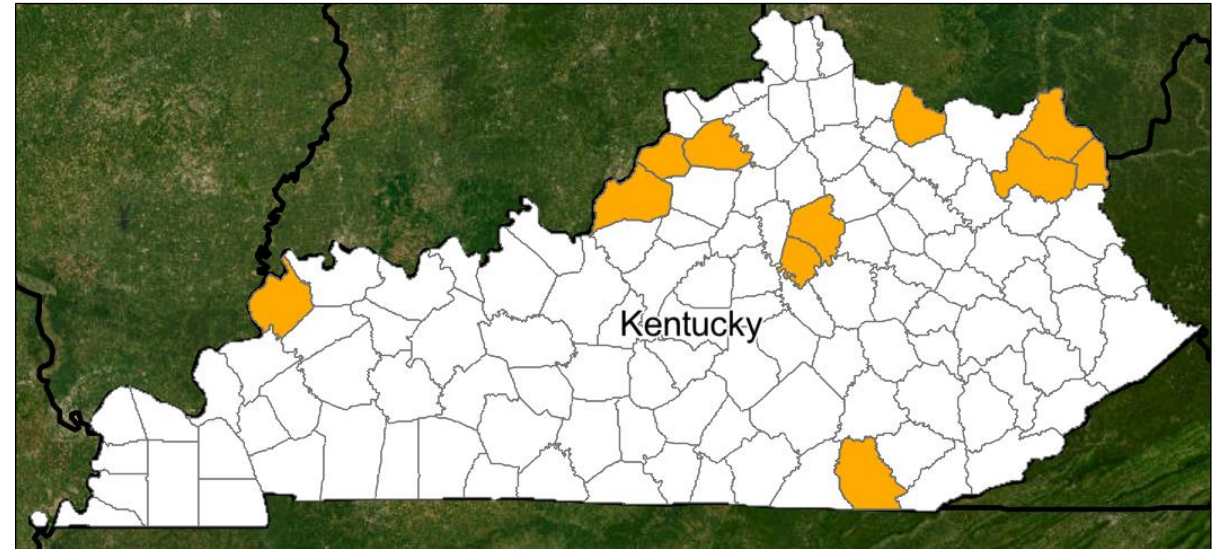
Requested: Apr 30

Incident: Severe Storms, Straight-line Winds, Tornadoes, Landslides, and Mudslides

Incident Period: Apr 1-2

Requested:

- **IA:** 11 counties
- **Hazard Mitigation:** Statewide



■ IA



FEMA

Declaration Approval – Oklahoma

Declaration Type: Major Disaster Declaration – FEMA-4776-DR-OK
Date Requested: Apr 30

Date Approved: Apr 30

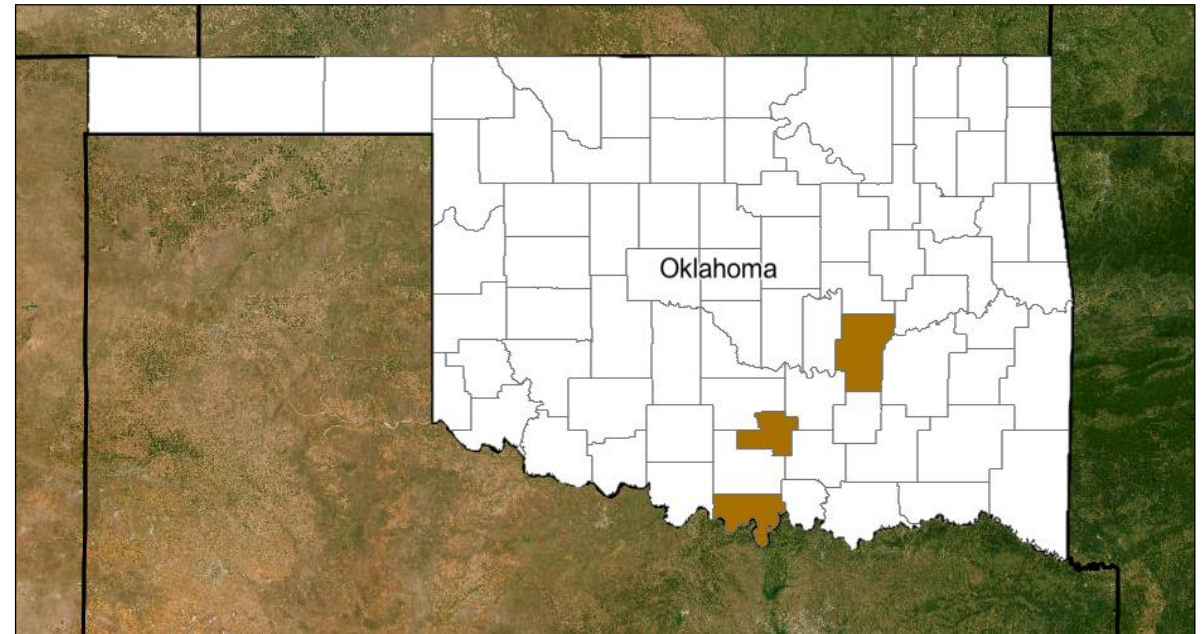
Incident: Severe Storms, Straight-line Winds, Tornadoes, and Flooding

Incident Period: Apr 25 and continuing

Provides:

- **IA/PA:** 3 counties
- **Hazard Mitigation:** Statewide

FCO: Benjamin Abbott



■ IA/PA



FEMA

Declaration Requests in Process – 5

State / Tribe / Territory – Incident Description	Type	IA	PA	HM	Requested
OH – Train Derailment	DR	X	X	X	Jul 3
MA – Severe Storms and Flooding (APPEAL)	DR	X	X	X	Mar 11
SBKN* – Severe Storms and Flooding	DR		X	X	Mar 21
OH – Tornadoes	DR	X		X	Mar 29
KY – Severe Storms, Straight-Line Winds, Tornadoes, Landslides, and Mudslides	DR	X		X	Apr 30
OK – Severe Storms, Straight-Line Winds, Tornadoes, and Floods – APPROVED	DR	X	X	X	Apr 30

*Sycuan Band of the Kumeyaay Nation



FEMA



FEMA

Helping people before, during, and after disasters.



Scan to subscribe to this briefing.