

FEMA National Watch Center

# Daily Operations Briefing

Monday, May 1, 2023

8:30 a.m. ET



**FEMA**

# National Current Ops / Monitoring

---

## New Significant Incidents / Ongoing Ops

- No new significant incidents / operations

## Hazard Monitoring

- Rain/Thunderstorms – Pacific Northwest, Ohio Valley, and Northeast
- Heavy Snow – Upper Mississippi Valley / Upper Great Lakes

---

## Disaster Declaration Activity

- Approved: Major Disaster Declaration – FEMA-4709-DR-FL

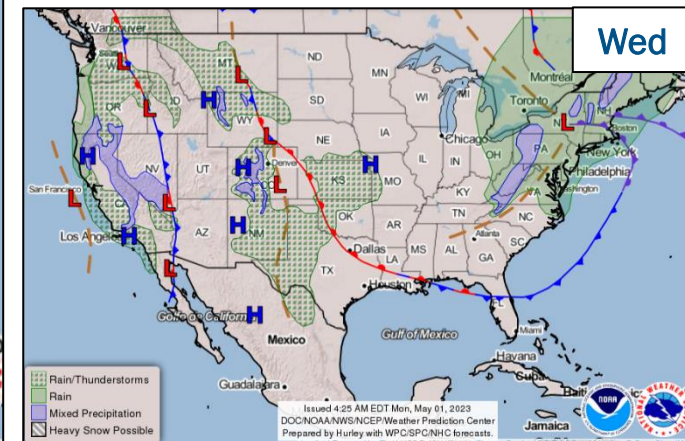
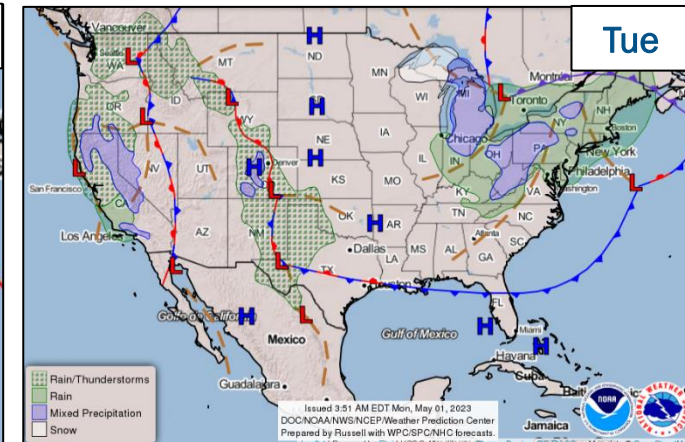
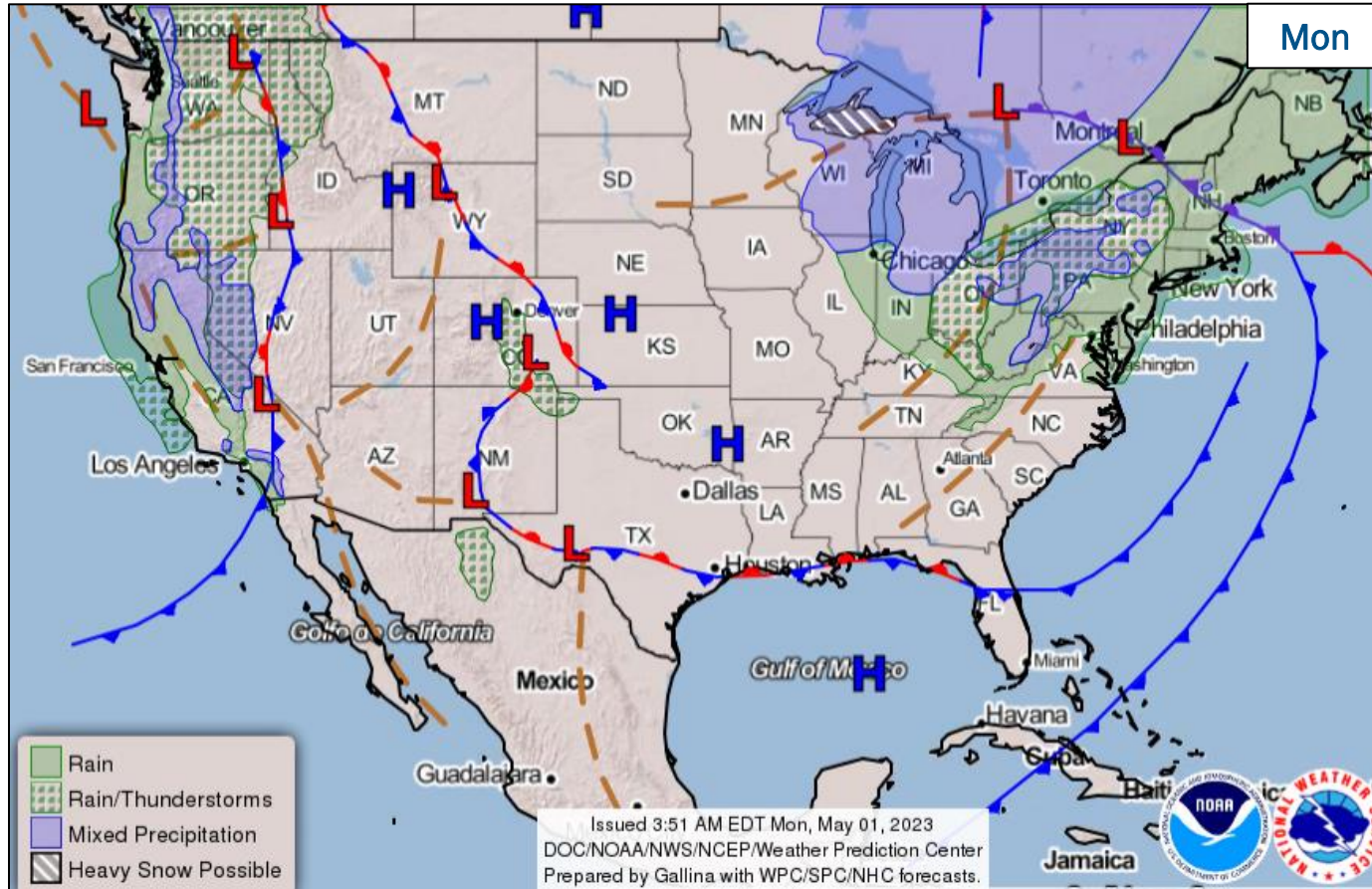
## Event Monitoring

- No significant events



**FEMA**

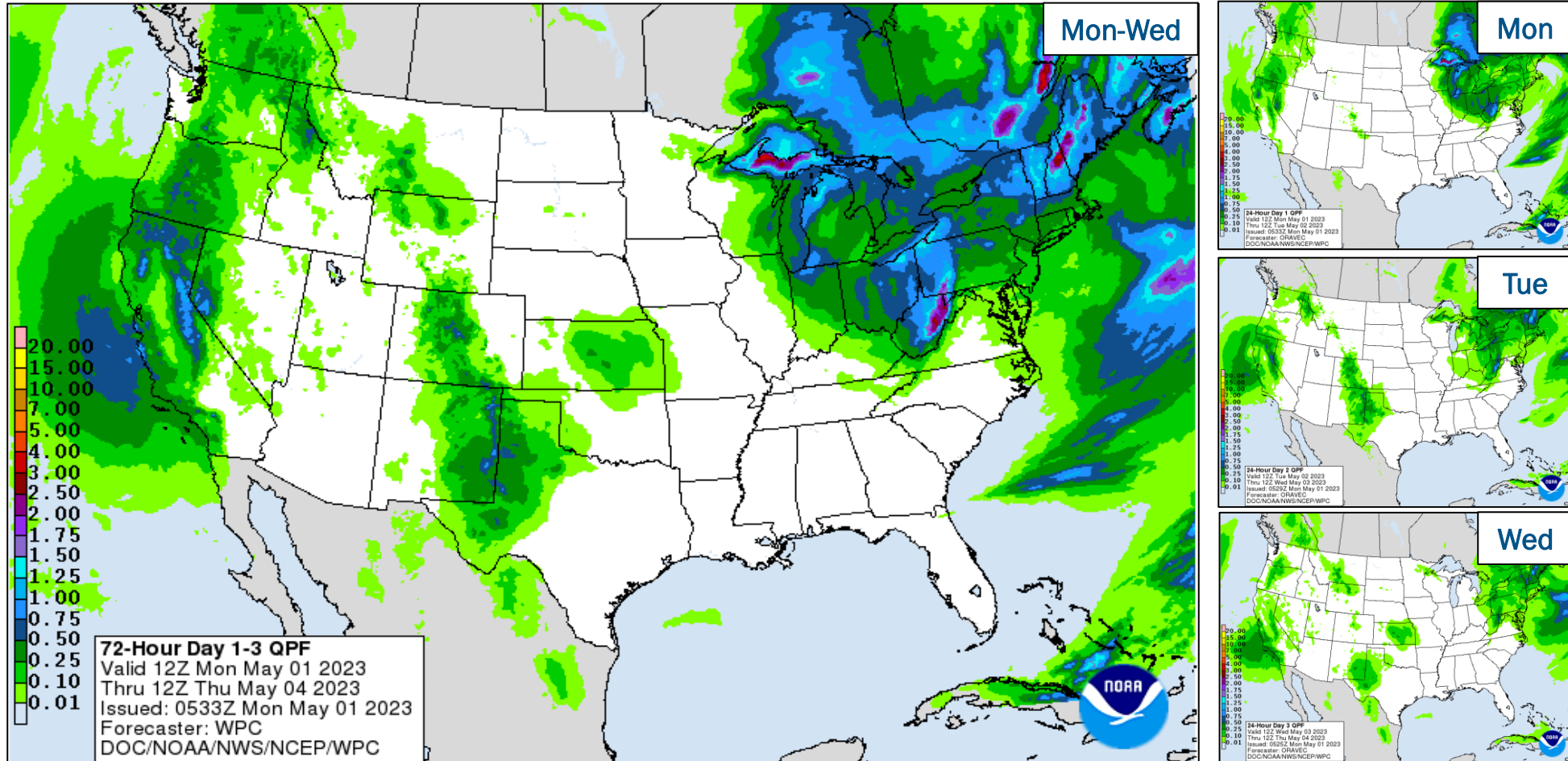
# National Weather Forecast



FEMA

National Watch Center

# Precipitation Forecast





FEMA

# Space Weather Outlook

	Space Weather Activity	Geomagnetic Storms	Solar Radiation	Radio Blackouts
Past 24 Hours	Minor	None	None	R1
Next 24 Hours	None	None	None	None

For further information on NOAA Space Weather Scales refer to: <http://www.swpc.noaa.gov/noaa-scales-explanation>  
 For further information on Sunspot Activity refer to: <https://www.swpc.noaa.gov/phenomena/sunspotssolar-cycle>



**FEMA**

# FEMA Common Operating Picture

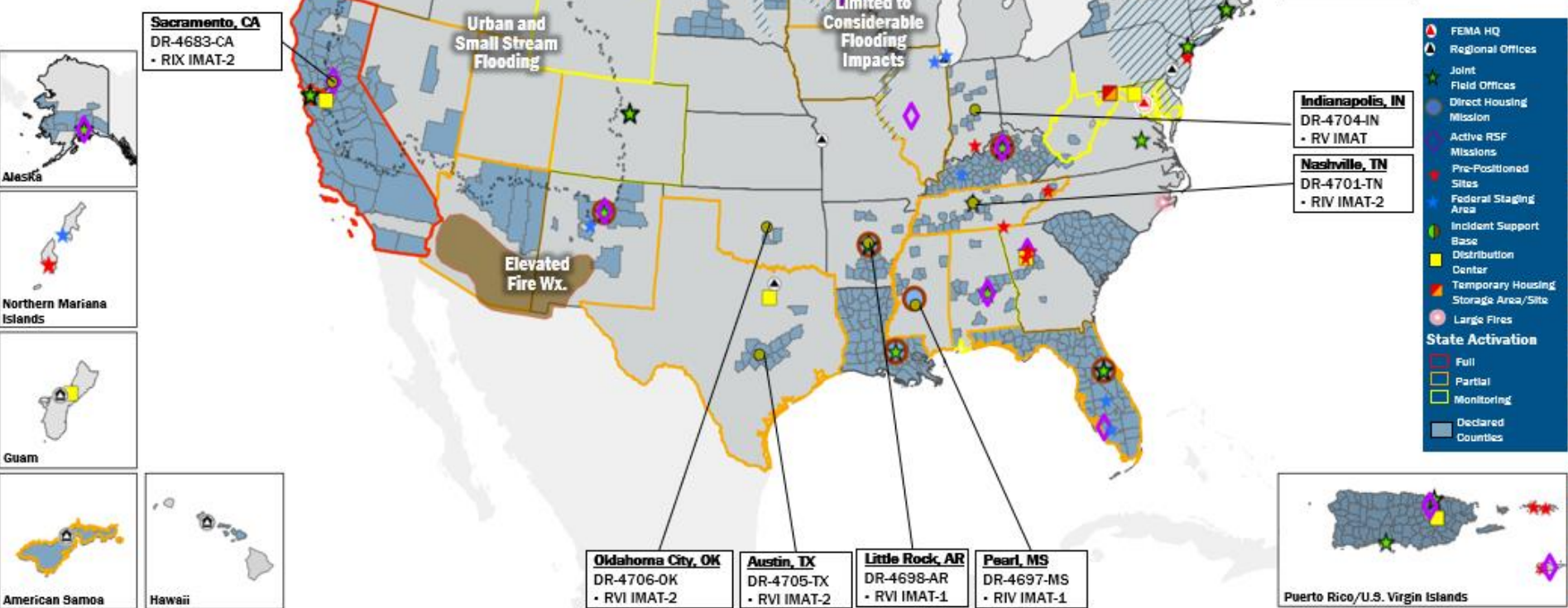
**10** + **7** + **60** + **4** + **9** + **12**  
 Joint Field Offices Virtual Joint Field Offices Supporting Major Disasters Emergency Declarations Direct Housing Missions RSF-Supported Disasters

Monday  
 May 1, 2023  
 8:30 a.m. ET

FEMA HQ	
NWC	NRCC
Monitoring	Rostered
FEMA REGIONS	
Watch	RRCC
Monitoring	I Rostered
Monitoring	II Rostered
Monitoring	III Rostered
Monitoring	IV Rostered
Monitoring	V Rostered
Monitoring	VI Rostered
Enhanced	VIII Rostered
Monitoring	IX Rostered
Monitoring	X Rostered
Notes:	
RWC/RRCC: * Region VIII: Day shift (Flooding)	State EOCs: - AL/IL/MS/TN/VA: Severe Weather - FL: TC Ian - CA/IA/MT/MN/NV/UT: Flooding - CO: Avian Influenza, Public Health Support, and Suncor Refinery - AZ/CO: SW Border Coordination - WY: Winter Weather - AS: Measles Outbreak - CA/DC/MD/WV: COVID Support
Surge Capacity Force	
Rostered 7,322	Deployed 0

N-IMATs	
2-4 Teams Available	
Red	
White	
Blue	
Gold	
R-IMATs	
4-6 Teams Available	
I	NH
II	Personnel
III	2
IV-1	MS
IV-2	TN
V	IN
VI-1	AR
VI-2	TX/OK
VII	Training/Exercise
VIII	
IX-1	Reconstituting
IX-2	CA
X	1

REGIONAL BREAKDOWN			
	JFO/VJFO	DR	EM
I	1/0	6	0
II	1/2	4	1
III	1/0	3	0
IV	4/1	13	2
V	0/0	1	0
VI	2/1	6	0
VII	0/0	0	0
VIII	0/1	5	0
IX	0/1	12	1
X	1/1	10	0



## IM Workforce

13,413 Assigned  
 4,264 (-22) Unavailable  
 5,864 (-20) Deployed

---

24% / 3,285 (+42) Available

## IM Cadre Availability ≤ 25% Availability

Civil Rights: 15% (19/131); Disaster Field Training Operations: 24% (22/92); Disability Integration: 2% (1/58); External Affairs: 22% (111/498); Environmental Planning and Historic Preservation: 15% (123/824); Field Leadership: 14% (20/138); Hazard Mitigation: 14% (147/1,215); Human Resources: 14% (23/164); Interagency Recovery Coordination: 17% (51/303); Information Technology: 19% (115/619); Operations: 15% (52/347); Public Assistance: 12% (252/2,173); Planning: 12% (52/446); Safety: 11% (9/80); Security: 15% (22/143)

## MERS ≥ 66%

36 Assigned  
 0 Unavailable  
 0 Deployed

---

36 Available

## US&R ≥ 66%

28 Assigned  
 2 Unavailable  
 0 Deployed

---

26 Available

## FCO ≤ 1 Type I

48 Assigned  
 5 Unavailable  
 37 (27 FCOR) Deployed

---

6 Available

# Joint Preliminary Damage Assessments

Region	State / Location	Incident	IA	Number of Counties		Start - End
			PA	Requested	Complete	
I	NH	Snow Storm Mar 13-15	IA	0	0	N/A
			PA	3	0	4/10 - TBD
II	NY	Severe Winter Storm Dec 23-25	IA	0	0	N/A
			PA	7	5	1/24 - TBD
VI	TX	Winter Storm Jan 29 and continuing	IA	0	0	N/A
			PA	29	18	3/6 - TBD
IX	CA	Severe Weather and Flooding Mar 9 and continuing	IA	16	15	3/18 - TBD
			PA	43	42	3/18 - TBD
	Trinidad Rancheria	Severe Weather Mar 18 and continuing	IA	0	0	N/A
			PA	1	0	5/2 - TBD



**FEMA**

# Declaration Approved – Florida

**Declaration:** Major Disaster Declaration – FEMA-4709-DR-FL  
**Date Requested:** Apr 13, 2023

**Date Approved:** Apr 27, 2023

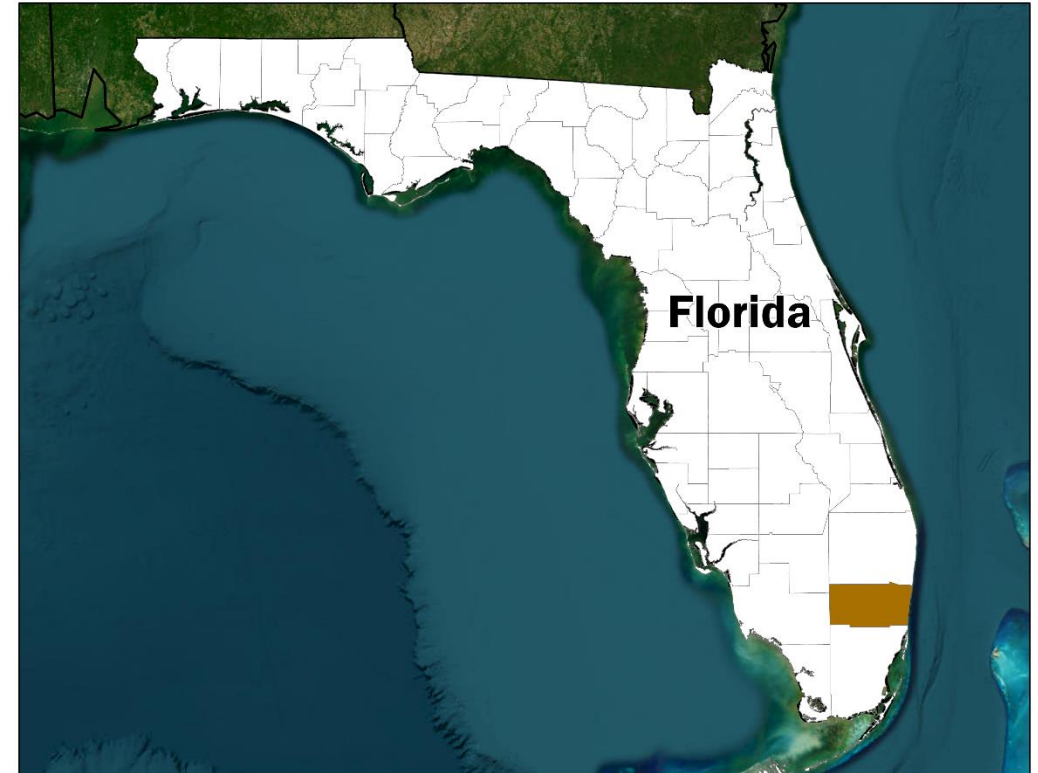
**Incident:** Severe storms, tornadoes, and flooding

**Incident Period:** Apr 12-14, 2023

**Provides:**

- **IA & PA:** 1 county
- **Hazard Mitigation:** Statewide

**FCO:** Brett H. Howard



■ IA/PA



**FEMA**



# Declaration Requests in Process – 8

State / Tribe / Territory – Incident Description	Type	IA	PA	HM	Requested
Choctaw Nation of Oklahoma – Tornadoes	DR		X	X	Jan 3
CA – Heat Dome and Wildfires (Appeal)	DR		X	X	Mar 5
ND – Severe Winter Storms	DR		X	X	Mar 21
KY – Severe Storms, Straight-line Winds, Flooding, Landslides, and Mudslides	DR		X	X	Mar 27
IL – Severe Storm, Straight-line Winds, & Tornadoes	EM		X		Apr 5
SBLI* – Severe Winter Storm and Flooding	DR		X	X	Apr 21
SBLI* – Severe Storm and Flooding	DR		X	X	Apr 21
FL - Severe Storm and Flooding - <a href="#">Approved</a>	DR	X	X	X	Apr 25
AL - Severe Storm, Straight-line Winds, and Tornadoes	DR	X	X	X	Apr 25

\*Soboba Band of Luiseño Indians



**FEMA**



# FEMA

Helping people before, during, and after disasters.



*Scan to subscribe to this briefing.*